



US00D525307S

(12) **United States Design Patent**
Arnold

(10) **Patent No.:** **US D525,307 S**

(45) **Date of Patent:** **** Jul. 18, 2006**

(54) **PAPER HOLDER**

(76) Inventor: **Hugh Arnold**, P.O. Box 524, Nahunta,
GA (US) 31553

(**) Term: **14 Years**

(21) Appl. No.: **29/237,657**

(22) Filed: **Sep. 6, 2005**

(51) **LOC (8) Cl.** **19-02**

(52) **U.S. Cl.** **D19/90**

(58) **Field of Classification Search** D6/300,
D6/310; D19/52, 75, 78, 86, 88, 90, 91, 92;
D20/10, 40, 43; 40/734, 745; 206/215, 425;
211/11, 45, 50; 248/152, 174, 441.1, 453
See application file for complete search history.

(56) **References Cited**

U.S. PATENT DOCUMENTS

2,112,583	A	*	3/1938	Tucker et al.	40/734
D181,693	S	*	12/1957	Tichnor	D6/454
D213,755	S	*	4/1969	Slavsky	D20/18
D253,740	S	*	12/1979	Dubler	D6/301
D264,731	S	*	6/1982	Shuman	D20/40

D279,201	S	*	6/1985	Shuman	D20/43
D369,473	S	*	5/1996	Gluck	D6/300
5,535,976	A	*	7/1996	Gruneisen, III	248/452
D445,263	S	*	7/2001	Malamud	D6/310
6,799,515	B1	*	10/2004	Lynn et al.	101/483
2005/0102877	A1	*	5/2005	Stravitz	40/734

* cited by examiner

Primary Examiner—Elizabeth A. Albert

(74) *Attorney, Agent, or Firm*—Rodgers & Rodgers

(57) **CLAIM**

The ornamental design for a paper holder, as shown and described.

DESCRIPTION

FIG. 1 is a perspective view of a paper holder showing my new design;
FIG. 2 is a front elevational view thereof; the rear being the same in appearance;
FIG. 3 is a left side elevational view thereof; the right side being the same in appearance;
FIG. 4 is a top plan view thereof; and,
FIG. 5 is a bottom plan view thereof.

1 Claim, 2 Drawing Sheets

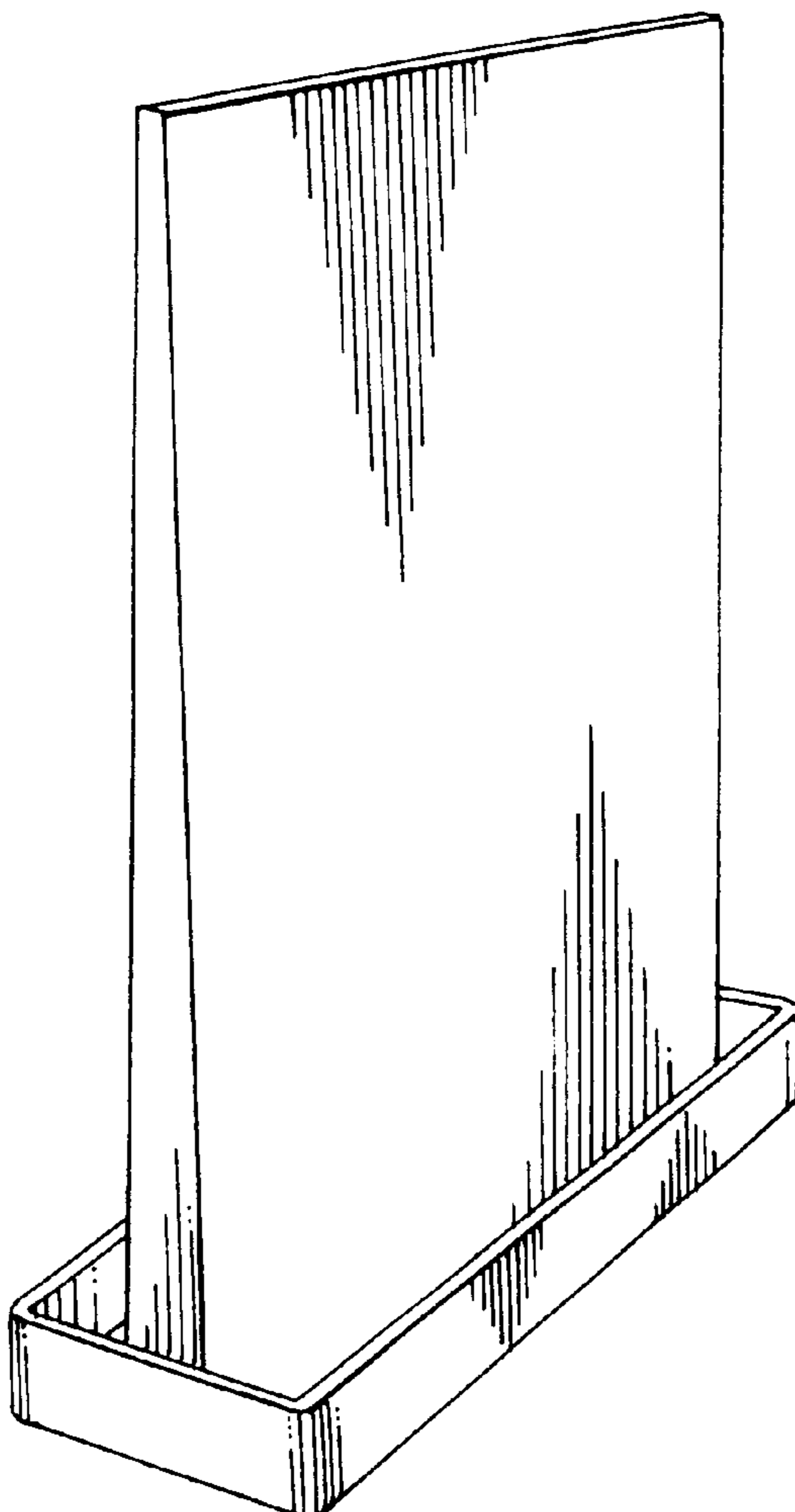


FIG. 1

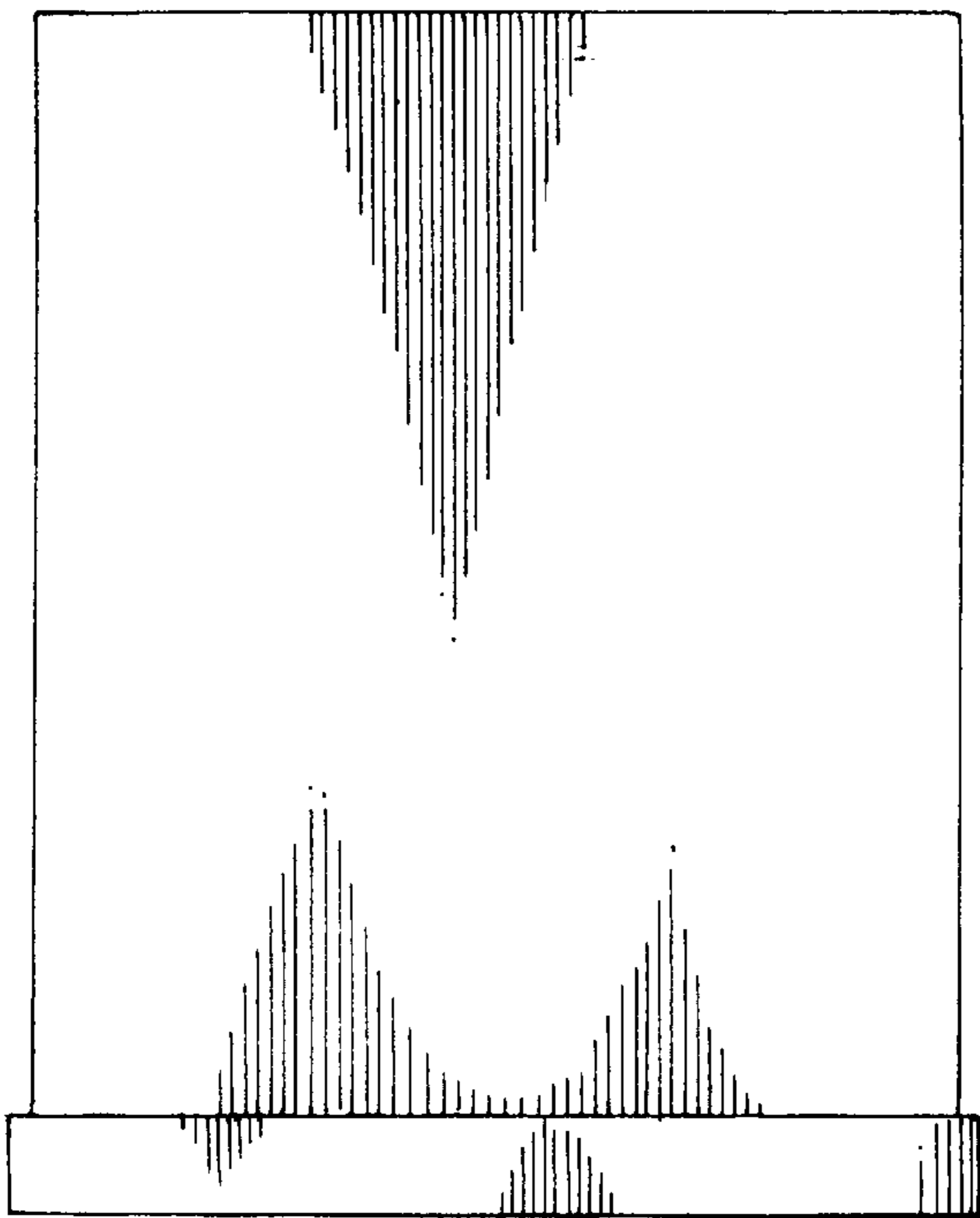


FIG. 2

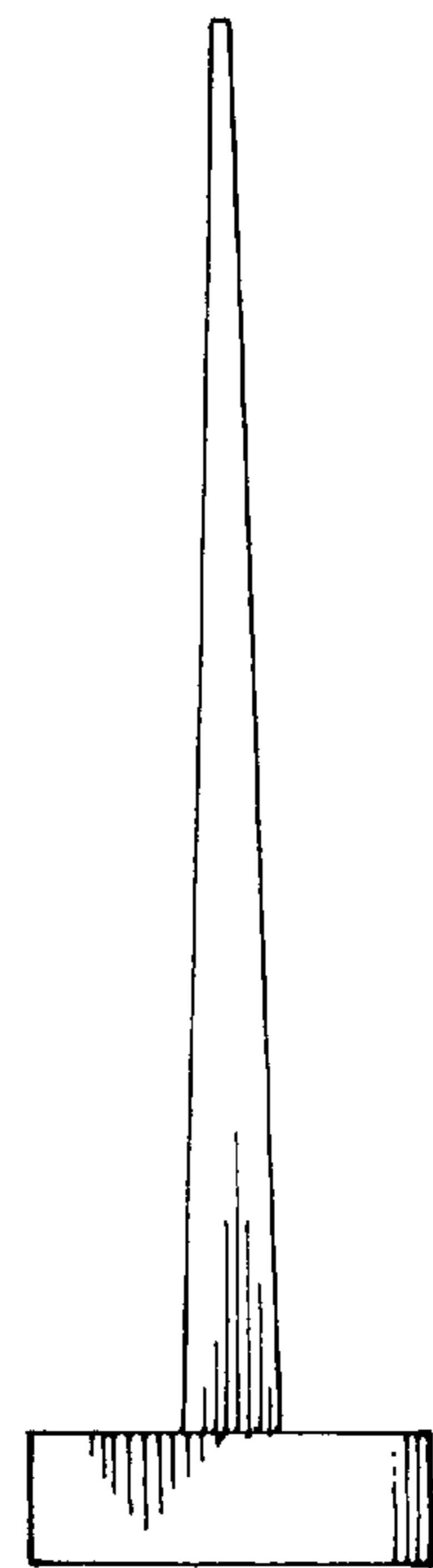


FIG. 3

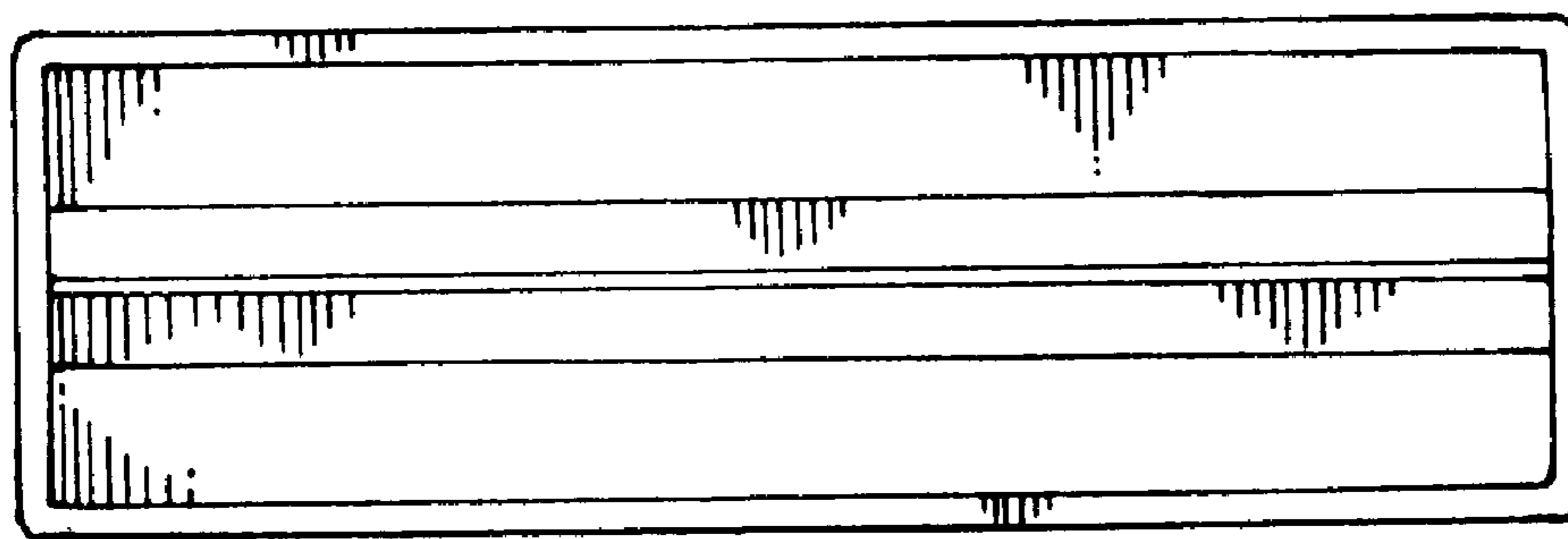


FIG. 4

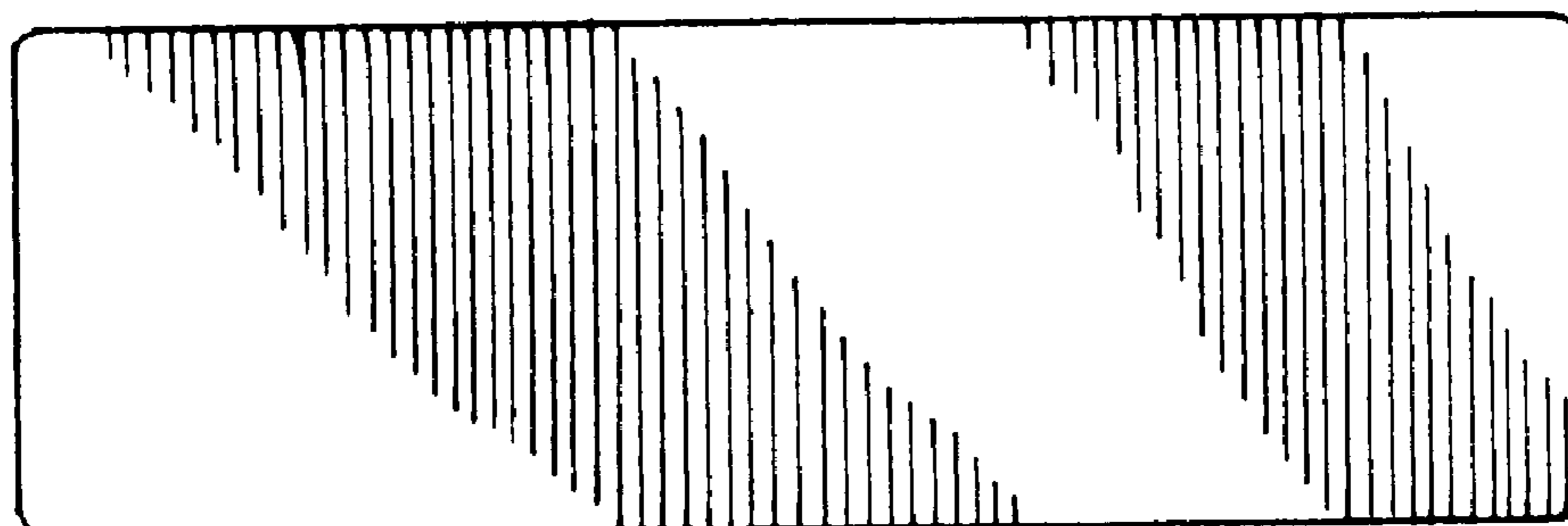


FIG. 5