



US00D525302S

(12) **United States Design Patent**
Togawa

(10) **Patent No.:** **US D525,302 S**
(45) **Date of Patent:** **** Jul. 18, 2006**

(54) **BALLPOINT PEN**

D474,241 S * 5/2003 Hasegawa D19/51
D474,810 S * 5/2003 Morita D19/51
D506,504 S * 6/2005 Nakazawa et al. D19/49

(75) Inventor: **Keiko Togawa**, Tokyo (JP)

(73) Assignee: **Zebra Co., Ltd.**, Tokyo (JP)

(**) Term: **14 Years**

(21) Appl. No.: **29/209,980**

(22) Filed: **Jul. 26, 2004**

(30) **Foreign Application Priority Data**

Jan. 27, 2004 (JP) 2004-001890

(51) **LOC (8) Cl.** **19-06**

(52) **U.S. Cl.** **D19/51**

(58) **Field of Classification Search** D14/411,
D14/453, 426, 431; D19/36, 41, 45, 51, 54,
D19/55; D24/113, 117, 147, 118; 15/436;
401/6, 101, 103, 107, 109, 115, 116, 192
See application file for complete search history.

(56) **References Cited**

U.S. PATENT DOCUMENTS

D404,070 S * 1/1999 Hasegawa D19/51
D453,790 S * 2/2002 Tsuchikura D19/36
D463,821 S * 10/2002 Nishida D19/47
D472,577 S * 4/2003 Sakuno et al. D19/51

FOREIGN PATENT DOCUMENTS

JP 091303612 7/2002

* cited by examiner

Primary Examiner—Robert M. Spear

Assistant Examiner—C. J. Wright

(74) *Attorney, Agent, or Firm*—Senniger Powers

(57) **CLAIM**

The ornamental design for a ballpoint pen, as shown and described.

DESCRIPTION

FIG. 1 is a perspective view of the ballpoint pen showing my new design;
FIG. 2 is a front elevation view thereof, the rear elevation view being a mirror image thereof;
FIG. 3 is a left side view thereof;
FIG. 4 is a right side view thereof;
FIG. 5 is a top plan view thereof;
FIG. 6 is a bottom plan thereof; and,
FIG. 7 is a sectional view thereof taken along line 7-7 in FIG. 2.

1 Claim, 3 Drawing Sheets

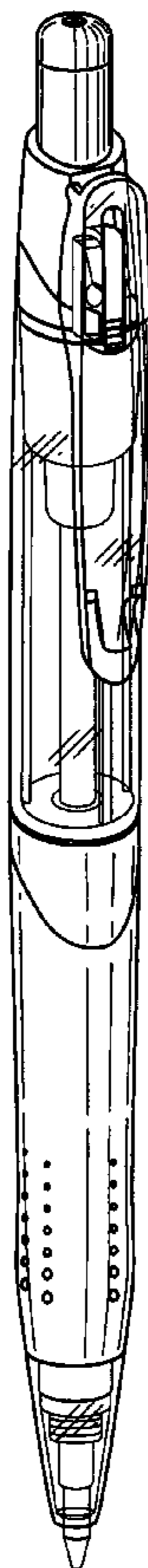


FIG. 1

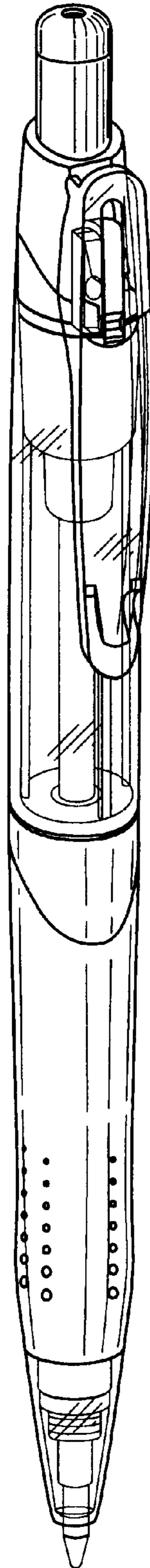


FIG. 2

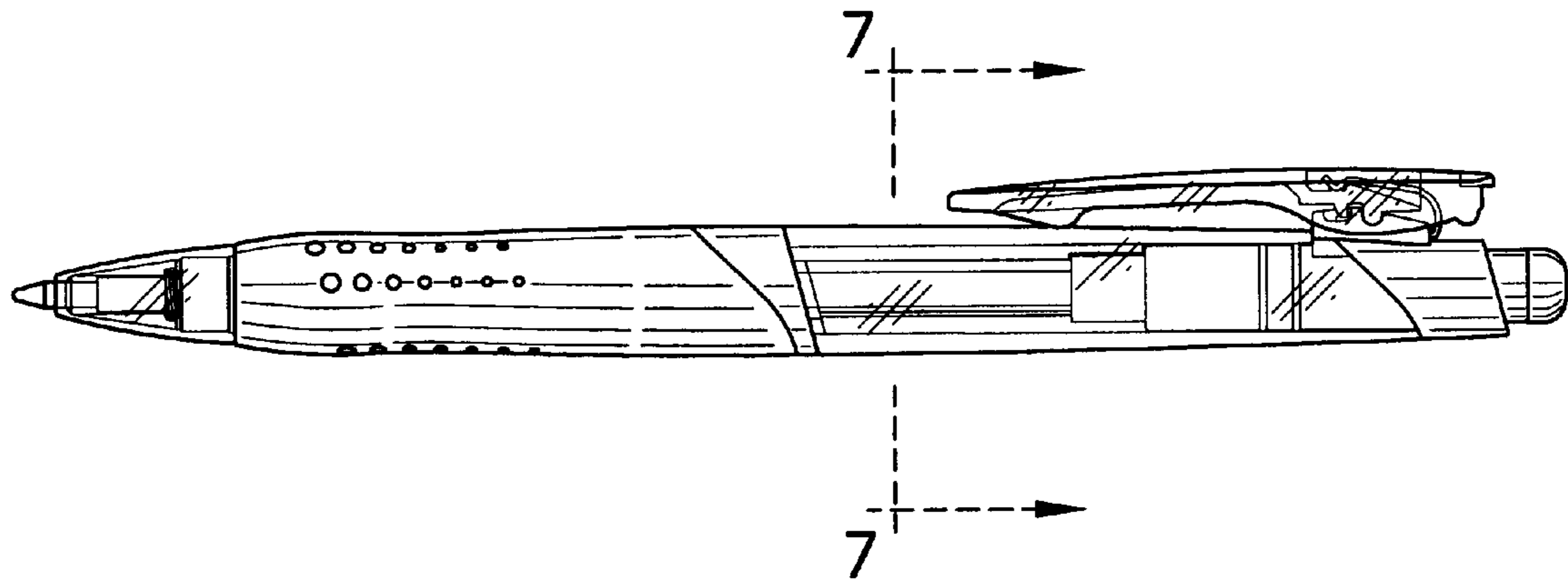


FIG. 3




FIG. 4

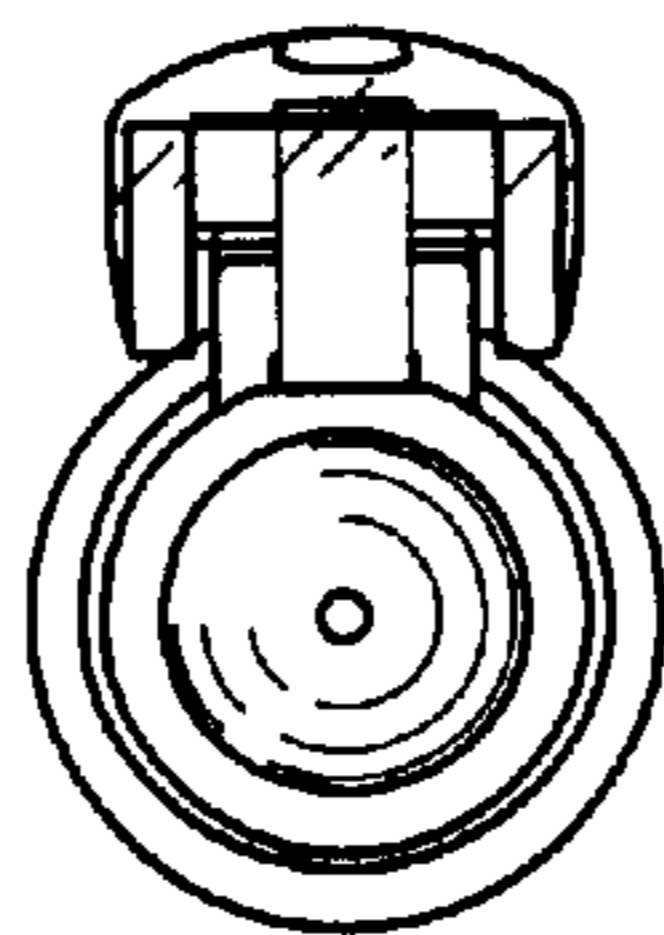


FIG. 5

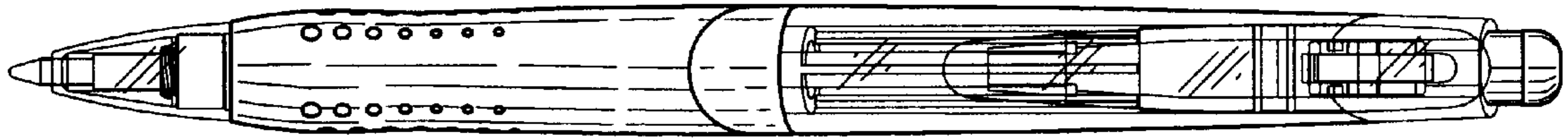


FIG. 6

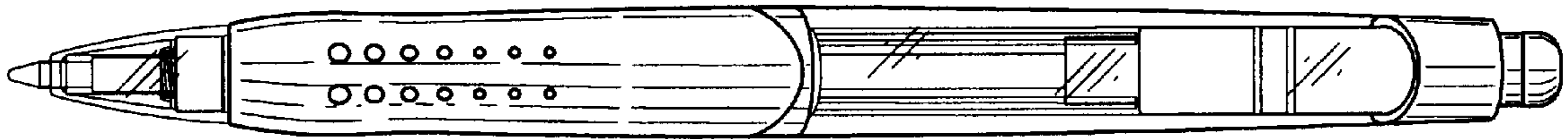


FIG. 7

