



US00D525301S

(12) **United States Design Patent**
Katami

(10) **Patent No.:** **US D525,301 S**

(45) **Date of Patent:** **** *Jul. 18, 2006**

(54) **BALL POINT PEN**

(75) Inventor: **Kazunori Katami**, Saitama (JP)

(73) Assignee: **Tombow Pencil Co., Ltd.**, Tokyo (JP)

(*) Notice: This patent is subject to a terminal disclaimer.

(**) Term: **14 Years**

(21) Appl. No.: **29/205,110**

(22) Filed: **May 11, 2004**

(30) **Foreign Application Priority Data**

Nov. 11, 2003 (JP) 2003-033435

(51) **LOC (8) Cl.** **19-06**

(52) **U.S. Cl.** **D19/43**

(58) **Field of Classification Search** D19/41,
D19/45, 46, 47, 50, 51; 401/6, 88, 89, 104,
401/105, 106, 107, 108, 109

See application file for complete search history.

(56) **References Cited**

U.S. PATENT DOCUMENTS

| | | | | | |
|------------|---|---------|-----------------|-------|--------|
| D215,042 S | * | 8/1969 | Di Spirito | | D19/51 |
| D270,843 S | * | 10/1983 | Itoh | | D19/51 |
| D398,934 S | * | 9/1998 | Veillon | | D19/51 |
| D471,930 S | * | 3/2003 | Stropkay et al. | | D19/51 |
| D483,067 S | * | 12/2003 | Takanashi | | D19/43 |
| D500,080 S | * | 12/2004 | Katami | | D19/43 |

* cited by examiner

Primary Examiner—Robert M. Spear

Assistant Examiner—C. J. Wright

(74) *Attorney, Agent, or Firm*—Birch, Stewart, Kolasch & Birch, LLP

(57) **CLAIM**

The ornamental design for a ball point pen, as shown and described.

DESCRIPTION

FIG. 1 is a front view of the ball point pen with a cap attached thereto showing my new design;

FIG. 2 is a right side view thereof with the cap attached, the left side view being a mirror image thereof;

FIG. 3 is a rear view thereof with the cap attached;

FIG. 4 is a top view thereof with the cap attached;

FIG. 5 is a bottom view thereof with the cap attached;

FIG. 6 is perspective view thereof with the cap attached;

FIG. 7 is a perspective view of the ball point pen with the cap removed;

FIG. 8 is an exploded view of the ball point pen and the cap, with the cap shown in a perspective view;

FIG. 9 is a front view of the cap of the ball point pen;

FIG. 10 is a right side view of the cap, the left side view being a mirror image thereof;

FIG. 11 is a rear view of the cap;

FIG. 12 is a top view of the cap; and,

FIG. 13 is a bottom view of the cap.

1 Claim, 5 Drawing Sheets

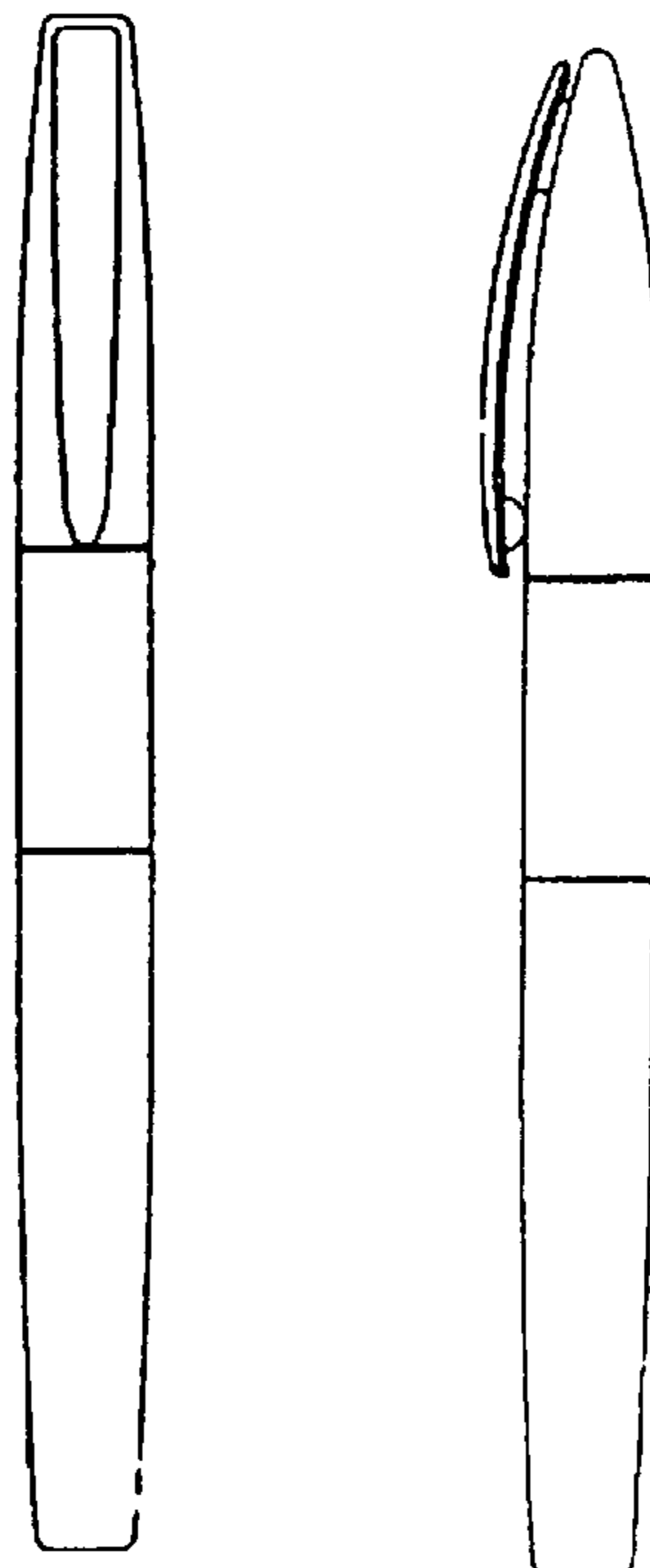




Fig. 1



Fig. 2




Fig. 3

Fig. 4

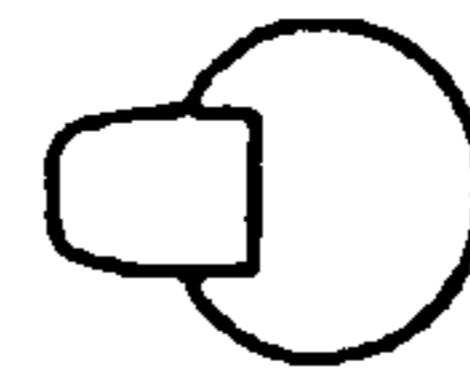
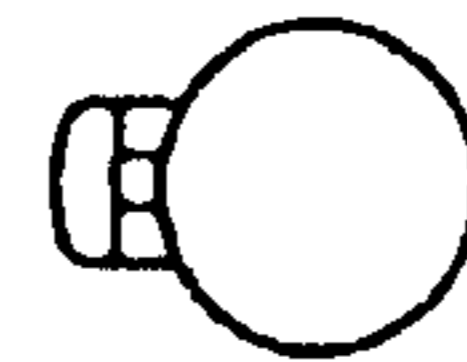


Fig. 5






Fig. 6



Fig. 7




Fig. 8



Fig. 9



Fig. 10

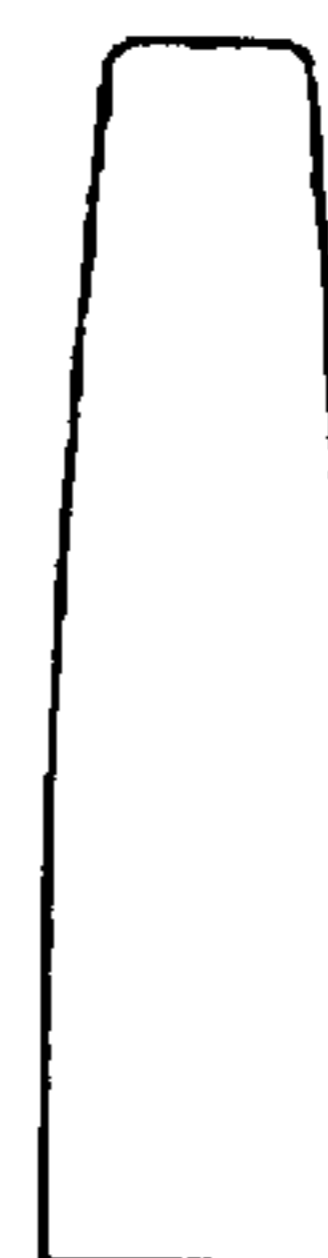


Fig. 11

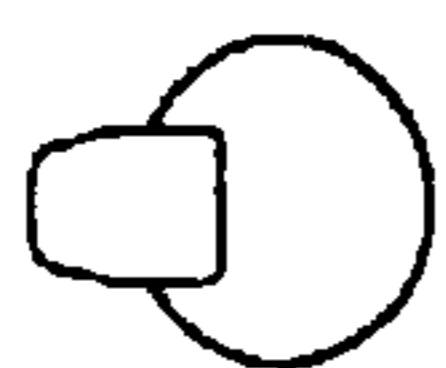


Fig. 12



Fig. 13