



US00D525263S

(12) **United States Design Patent** (10) **Patent No.:** **US D525,263 S**  
**Hawkins et al.** (45) **Date of Patent:** **\*\* Jul. 18, 2006**

(54) **KEYBOARD FOR HANDHELD DEVICE**

(56) **References Cited**

(75) Inventors: **Jeffrey C Hawkins**, Atherton, CA (US);  
**Peter N Skillman**, San Carlos, CA  
 (US); **Phillip Hobson**, Menlo Park, CA  
 (US); **David Hoenig**, Los Gatos, CA  
 (US); **Cathal Loughnane**, Bray (IE)

U.S. PATENT DOCUMENTS

5,218,188 A	*	6/1993	Hanson .....	235/375
D359,920 S	*	7/1995	Sakamoto .....	D10/65
D454,349 S	*	3/2002	Makidera et al. ....	D14/343
D464,962 S	*	10/2002	MacGregor et al. ....	D14/346
D470,842 S	*	2/2003	Bhatia et al. ....	D14/346
D477,597 S	*	7/2003	Laverick et al. ....	D14/346
D488,478 S	*	4/2004	Laverick et al. ....	D14/439

(73) Assignee: **Palm, Inc.**, Sunnyvale, CA (US)

(\*\*) Term: **14 Years**

\* cited by examiner

(21) Appl. No.: **29/242,367**

*Primary Examiner*—Freda S. Nunn

(22) Filed: **Nov. 8, 2005**

(74) *Attorney, Agent, or Firm*—Fenwick & West LLP

**Related U.S. Application Data**

(57) **CLAIM**

(63) Continuation of application No. 29/219,523, filed on Dec. 16, 2004, which is a continuation of application No. 29/177,927, filed on Mar. 17, 2003.

The ornamental design for keyboard for handheld device, as shown and described.

(51) **LOC (8) Cl.** ..... **14-02**

**DESCRIPTION**

(52) **U.S. Cl.** ..... **D14/456; D14/138; D14/346**

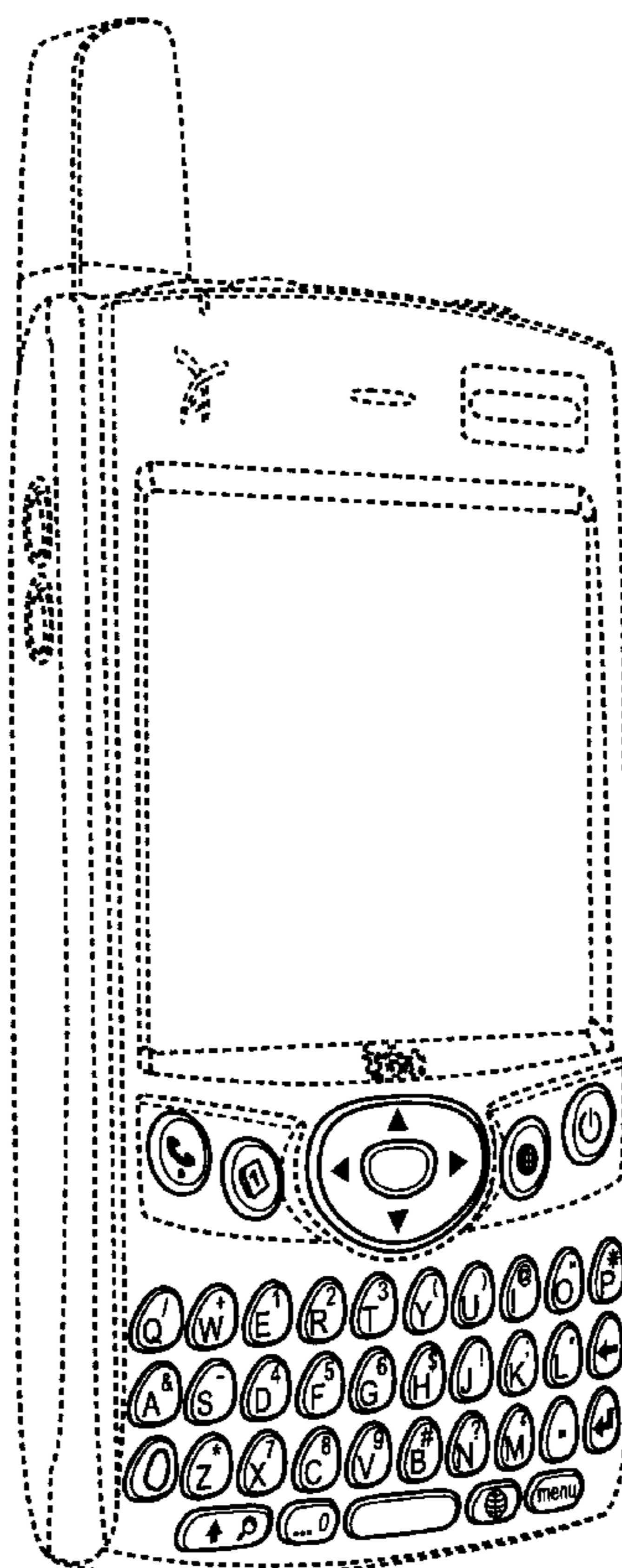
FIG. 1 is a perspective view of a keyboard for handheld device according to the present invention; and, FIG. 2 is a front view thereof.

(58) **Field of Classification Search** ..... D14/341–346, D14/138, 439, 456; D18/1, 2, 7; 235/145 A, 235/145 R, 375; 341/22, 23; 345/156, 168, 345/169, 170, 172, 173; 361/680–686; 455/575.3, 455/90.1; 379/433.07; D10/65

The broken lines are shown in the views for illustrative purposes only and form no part of the claimed design.

See application file for complete search history.

**1 Claim, 1 Drawing Sheet**






FIG. 1

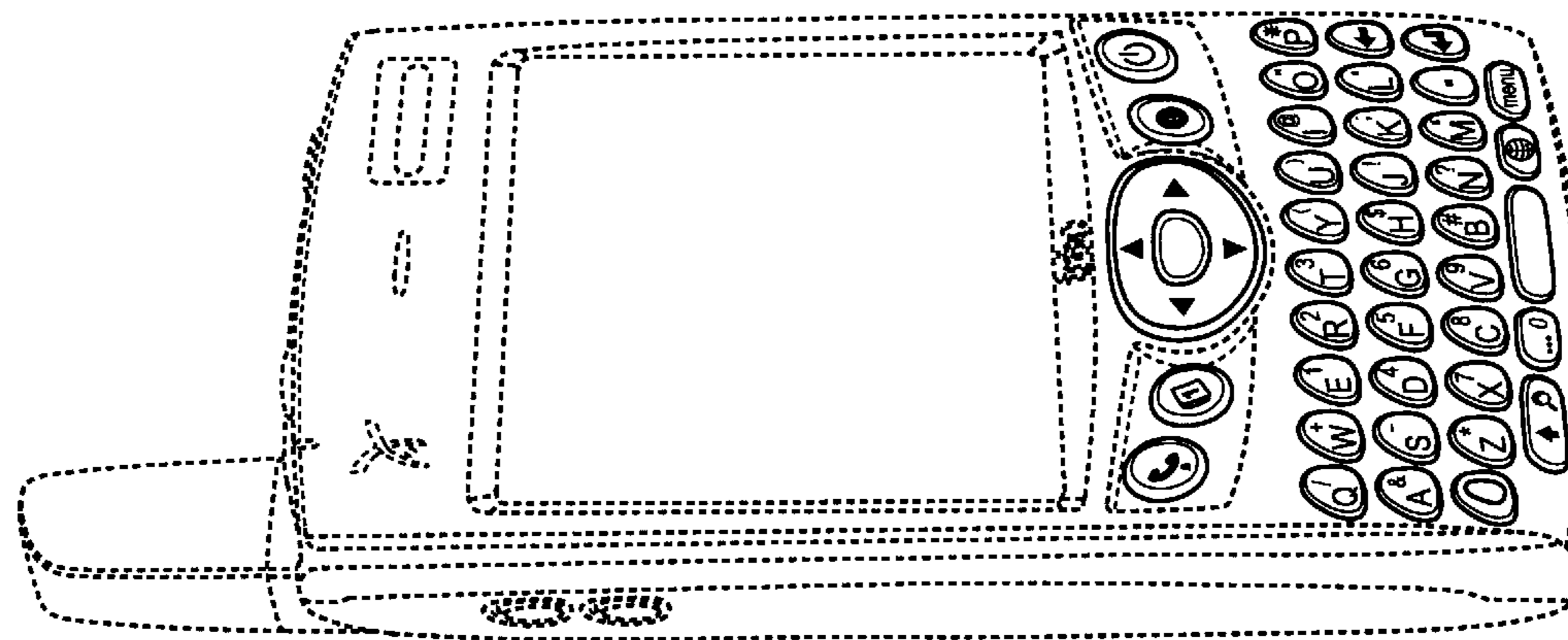


FIG. 2