

US00D525235S

(12) **United States Design Patent**
Koizumi

(10) **Patent No.:** **US D525,235 S**

(45) **Date of Patent:** **** Jul. 18, 2006**

(54) **HEADPHONE**

(75) Inventor: **Shiki Koizumi**, Tokyo (JP)

(73) Assignee: **Sony Corporation**, Tokyo (JP)

(**) Term: **14 Years**

(21) Appl. No.: **29/233,852**

(22) Filed: **Jul. 12, 2005**

(30) **Foreign Application Priority Data**

Mar. 31, 2005 (JP) 2005-009703

(51) **LOC (8) Cl.** **14-01**

(52) **U.S. Cl.** **D14/205**

(58) **Field of Classification Search** D14/188,
D14/192, 205, 206, 223; 381/379, 380, 381,
381/382; 181/129, 130; D29/112; 2/209
See application file for complete search history.

(56) **References Cited**

U.S. PATENT DOCUMENTS

2,586,644	A	*	2/1952	Gilbert	381/382
D316,551	S	*	4/1991	Ichikawa	D14/205
D316,861	S	*	5/1991	Yoda et al.	D14/205
D318,669	S	*	7/1991	Nakayama	D14/205
D328,074	S	*	7/1992	Yamazaki et al.	D14/205
D348,466	S	*	7/1994	Yamatogi	D14/205
D358,388	S	*	5/1995	Nakamura et al.	D14/205
D399,206	S		10/1998	Yasutomi et al.		
D484,485	S		12/2003	Matsuoka		
D495,684	S		9/2004	Hirano		
D502,938	S	*	3/2005	Tokioka et al.	D14/205
D504,414	S		4/2005	Yoshida		
D505,411	S		5/2005	Sakai		
D512,983	S	*	12/2005	Tachikawa	D14/205

OTHER PUBLICATIONS

Web page, "Sony MDR-U10M Headset," <http://www.dictationwarehouse.com/sonyMDRU10Mdetail.asp>, 1 sheet, Dictation Warehouse (May 2005).

Web page, "SET810," <http://www.sennheiserusa.com/newsite/productdetails.asp?transid=004993>, 2 sheets, Sennheiser (Mar. 2005).

Web page, "Set250," <http://www.sennheiserusa.com/newsite/productdetail.asp?transid+004544>, 2 sheets, Sennheiser (Mar. 2005).

Web page, "A200," <http://www.sennheiserusa.com/newsite/productdetail.asp?transid+004455>, 2 sheets, Sennheiser (Mar. 2005).

Web page, "SBCHS550/00," http://www.consumer.phillips.com/consumer/catalog/catalog.jsp?fhquery=fh__secondid%3Dsbchs55..., 2 sheets, PHILIPS (Mar. 2005).

* cited by examiner

Primary Examiner—Paula A. Greene

(74) *Attorney, Agent, or Firm*—Rader, Fishman & Grauer PLLC

(57) **CLAIM**

The ornamental design for a headphone, as shown and described.

DESCRIPTION

FIG. 1 is a perspective view of a headphone showing my new design;

FIG. 2 is a front elevational view thereof;

FIG. 3 is a rear elevational view thereof;

FIG. 4 is a left side elevational view thereof;

FIG. 5 is a right side elevational view thereof;

FIG. 6 is a top plan view thereof; and,

FIG. 7 is a bottom plan view thereof.

Portions of FIGS. 1–7 that are shown as broken lines are for illustrative purpose only and form no part of the claimed design.

1 Claim, 7 Drawing Sheets

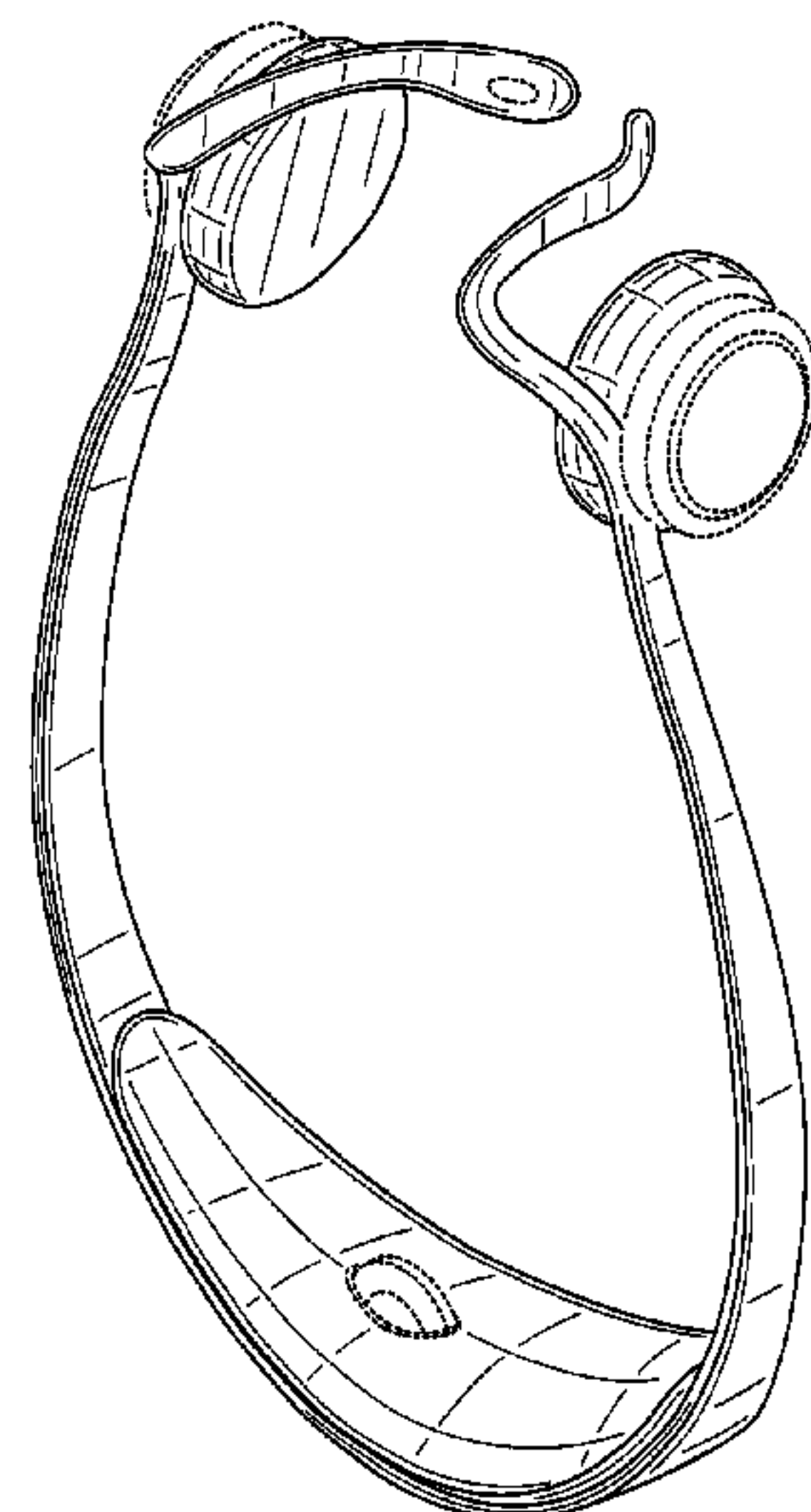


Fig. 1

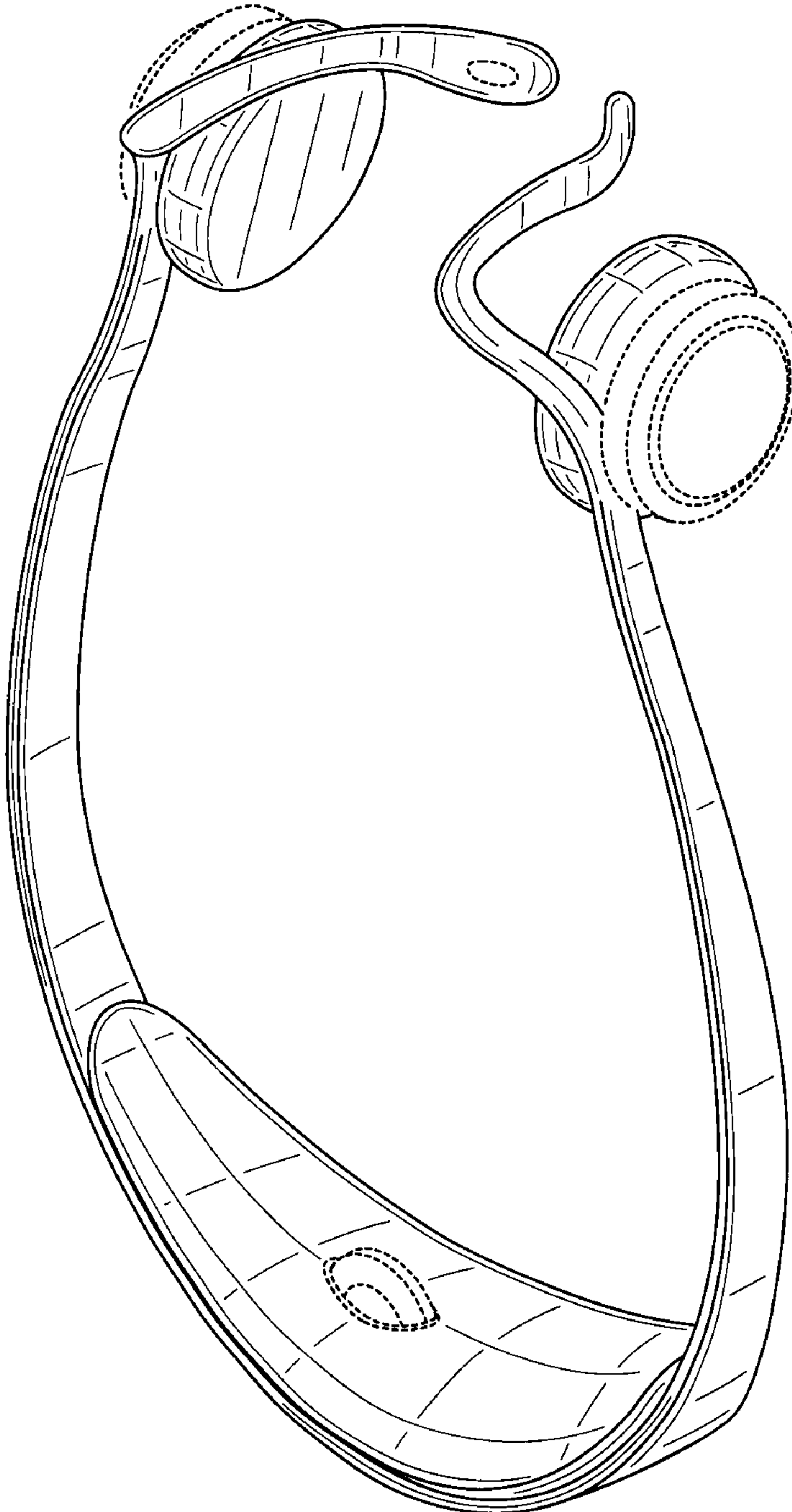


Fig.2

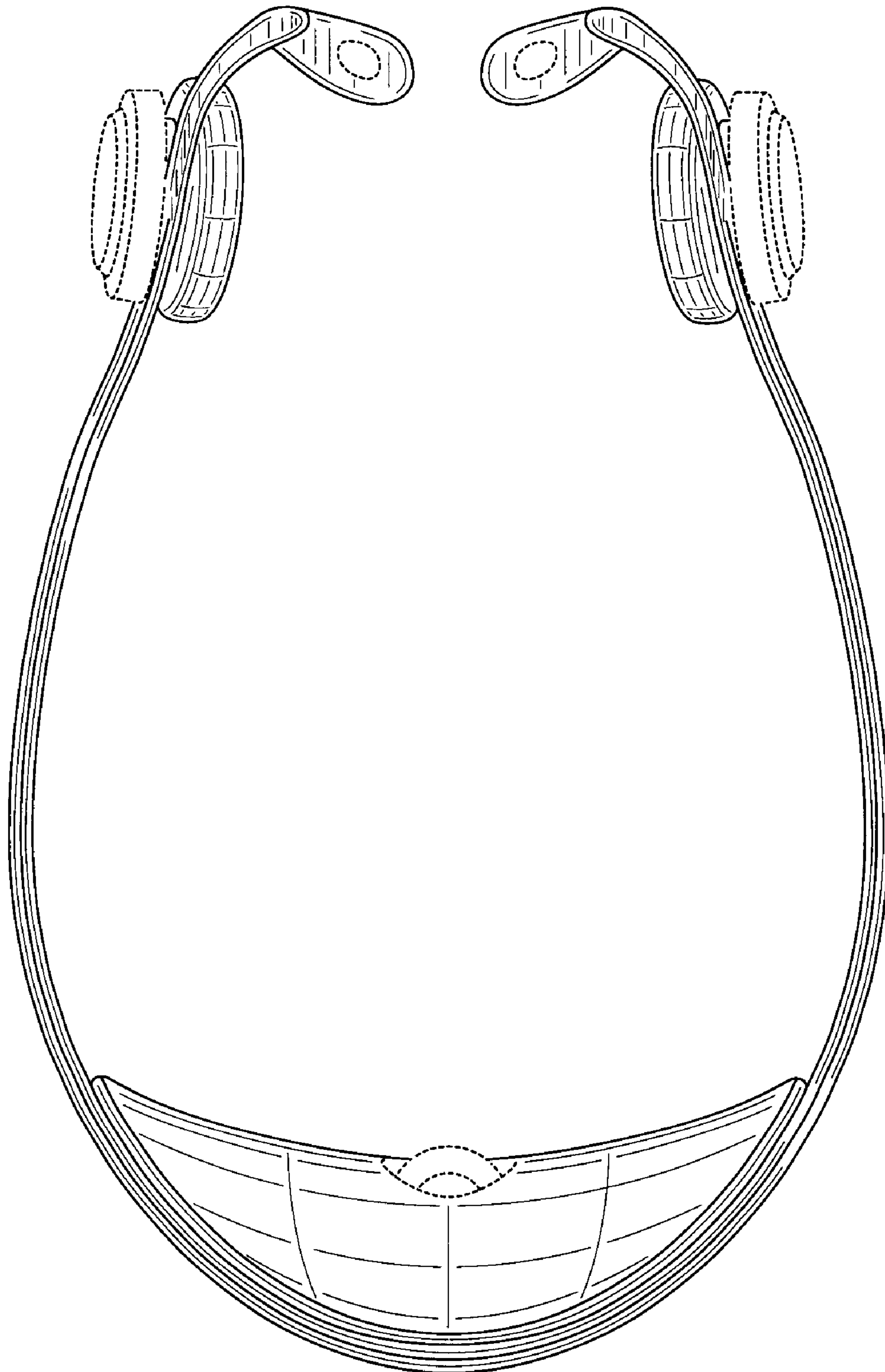


Fig.3

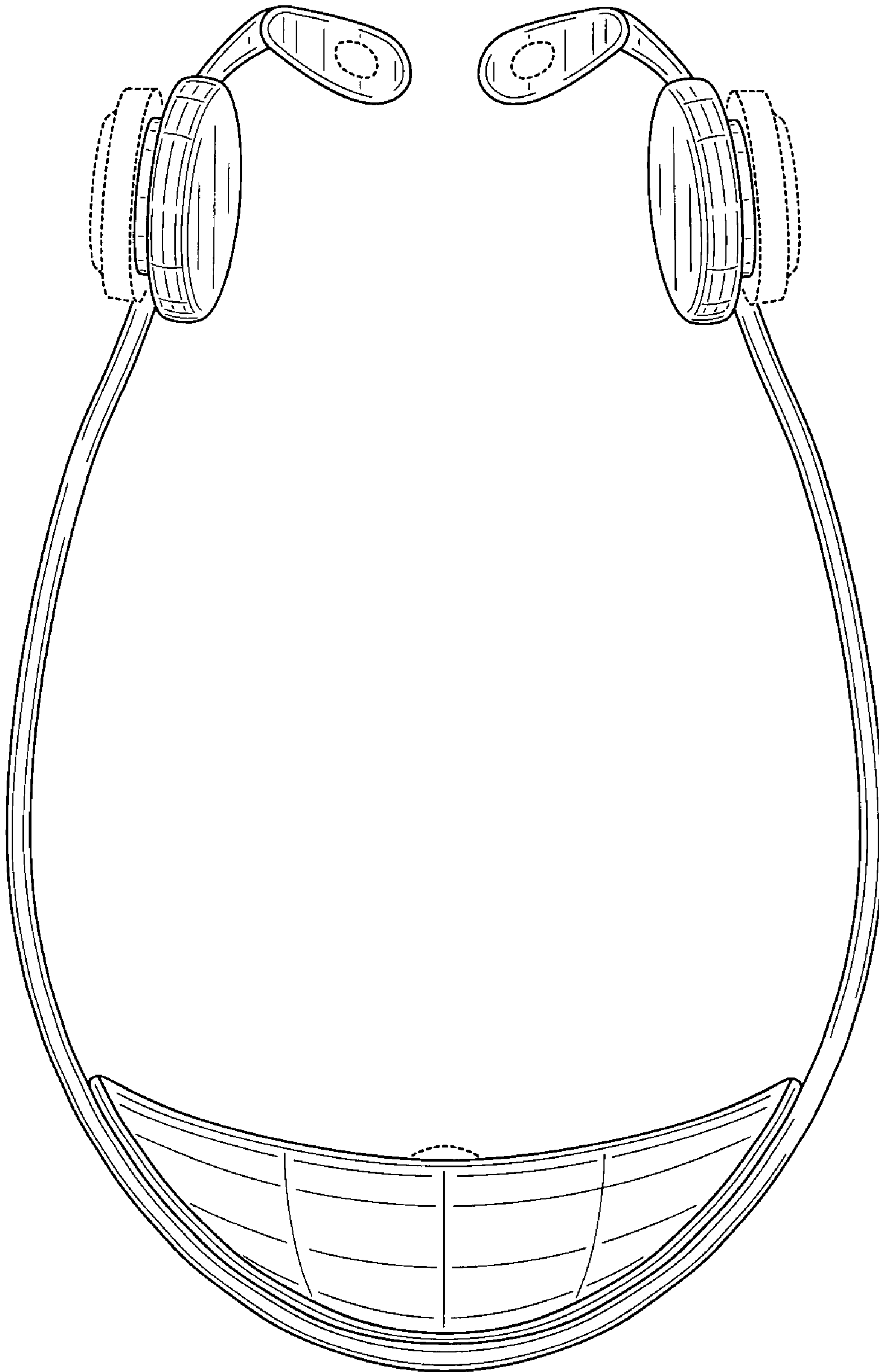


Fig.4

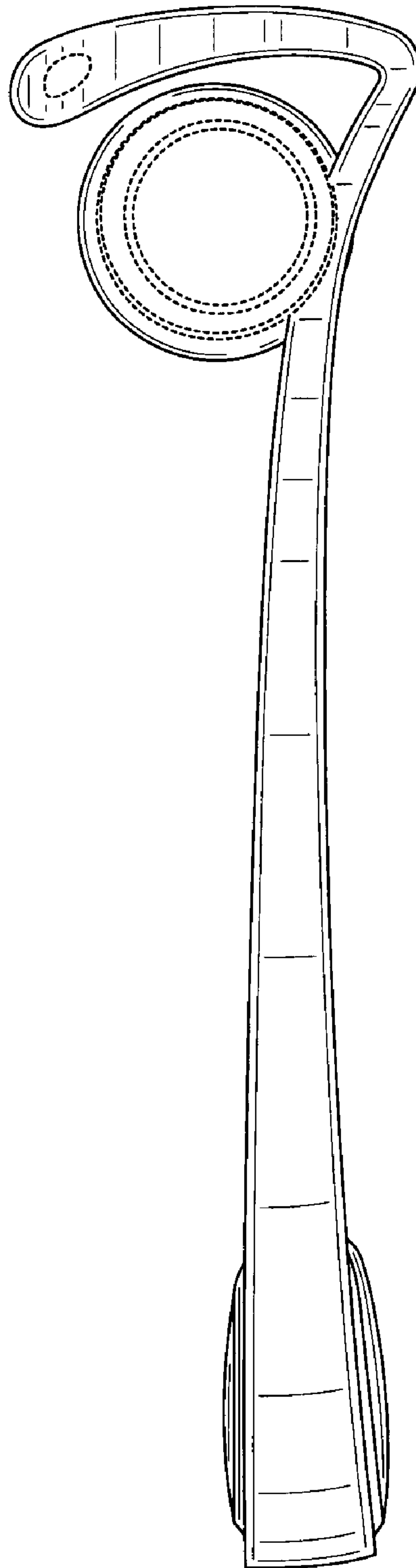


Fig.5

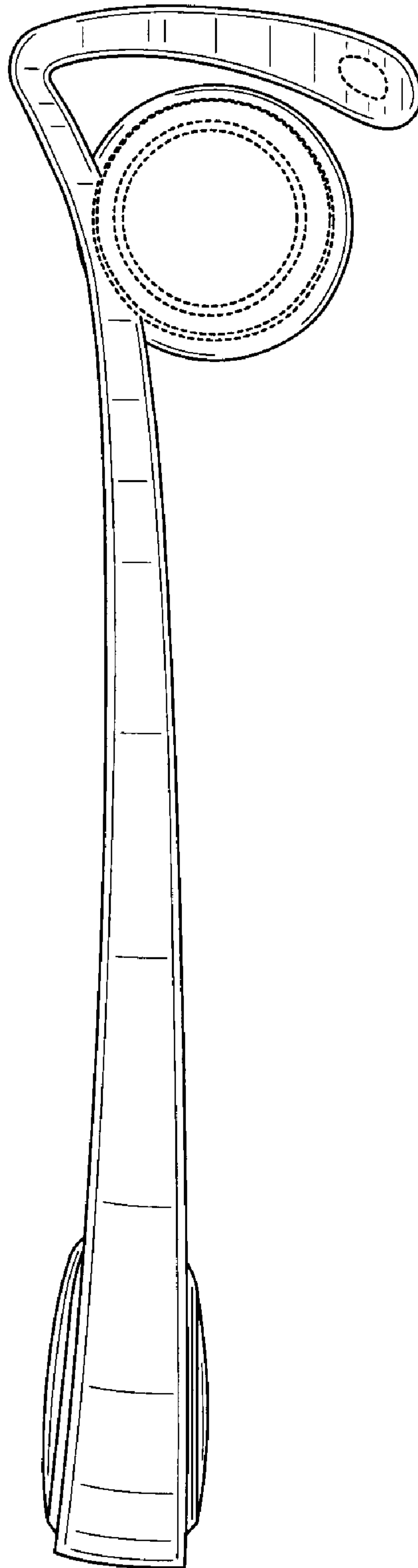


Fig.6

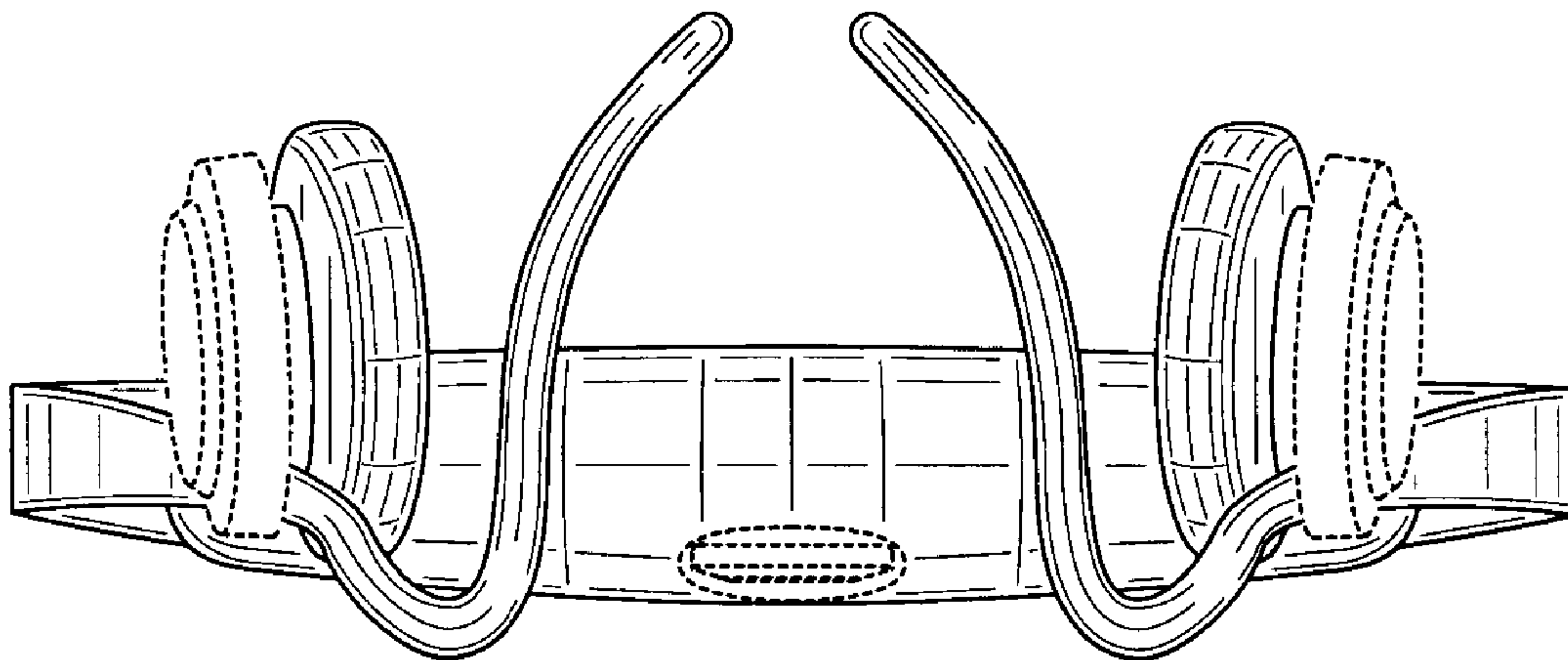


Fig.7

