



US00D525233S

(12) **United States Design Patent**
Franck et al.

(10) **Patent No.:** **US D525,233 S**
(45) **Date of Patent:** **** Jul. 18, 2006**

- (54) **BASE FOR CORDLESS TELEPHONE WITH ANSWERING DEVICE**
- (75) Inventors: **Christopher G. Franck**, Decatur, GA (US); **Jeffery R. Beasley**, Suwanee, GA (US); **Matthew M. Julian**, Sunrise, FL (US)
- (73) Assignee: **General Instrument Corporation**, Horsham, PA (US)

5,908,233 A	*	6/1999	Heskett et al.	362/183
5,952,814 A	*	9/1999	Van Lerberghe	320/108
6,014,011 A	*	1/2000	DeFelice et al.	320/114
D428,868 S	*	8/2000	Bryant et al.	D14/148
D442,939 S	*	5/2001	Goldenburg	D14/191
D456,795 S	*	5/2002	Hughes et al.	D14/149
D457,868 S	*	5/2002	Shintani	D14/149
D469,074 S	*	1/2003	Muenschler et al.	D14/149
D495,312 S	*	8/2004	Fitzgerald	D14/147
D511,510 S	*	11/2005	Beasley et al.	D14/149
D514,544 S	*	2/2006	Beasley et al.	D14/149

(**) Term: **14 Years**

FOREIGN PATENT DOCUMENTS

- (21) Appl. No.: **29/224,501**
- (22) Filed: **Mar. 3, 2005**

WO	DM/046695	*	2/1999
WO	DM/051580	*	6/1999
WO	DM/050606	*	11/1999
WO	DM/064090	*	3/2002
WO	DM/060792	*	6/2002

- (51) **LOC (8) Cl.** **14-03**
- (52) **U.S. Cl.** **D14/149**
- (58) **Field of Classification Search** D14/130, D14/138, 140, 142-144, 147-151, 243, 251, D14/253, 329-330, 434, 141.1, 141.2; D13/197-108; D21/405, 517; 379/419, 428.01-428.04, 379/433.01-433.13, 434, 440; 455/90.3, 455/556.1, 556.2, 566, 575.1; 320/107-108, 320/114-115
See application file for complete search history.

* cited by examiner

Primary Examiner—Jeffrey D. Asch
Assistant Examiner—C. J. Wright
(74) *Attorney, Agent, or Firm*—Benjamin D. Driscoll

(57) **CLAIM**

The ornamental design for a base for cordless telephone with answering device, as shown and described.

(56) **References Cited**

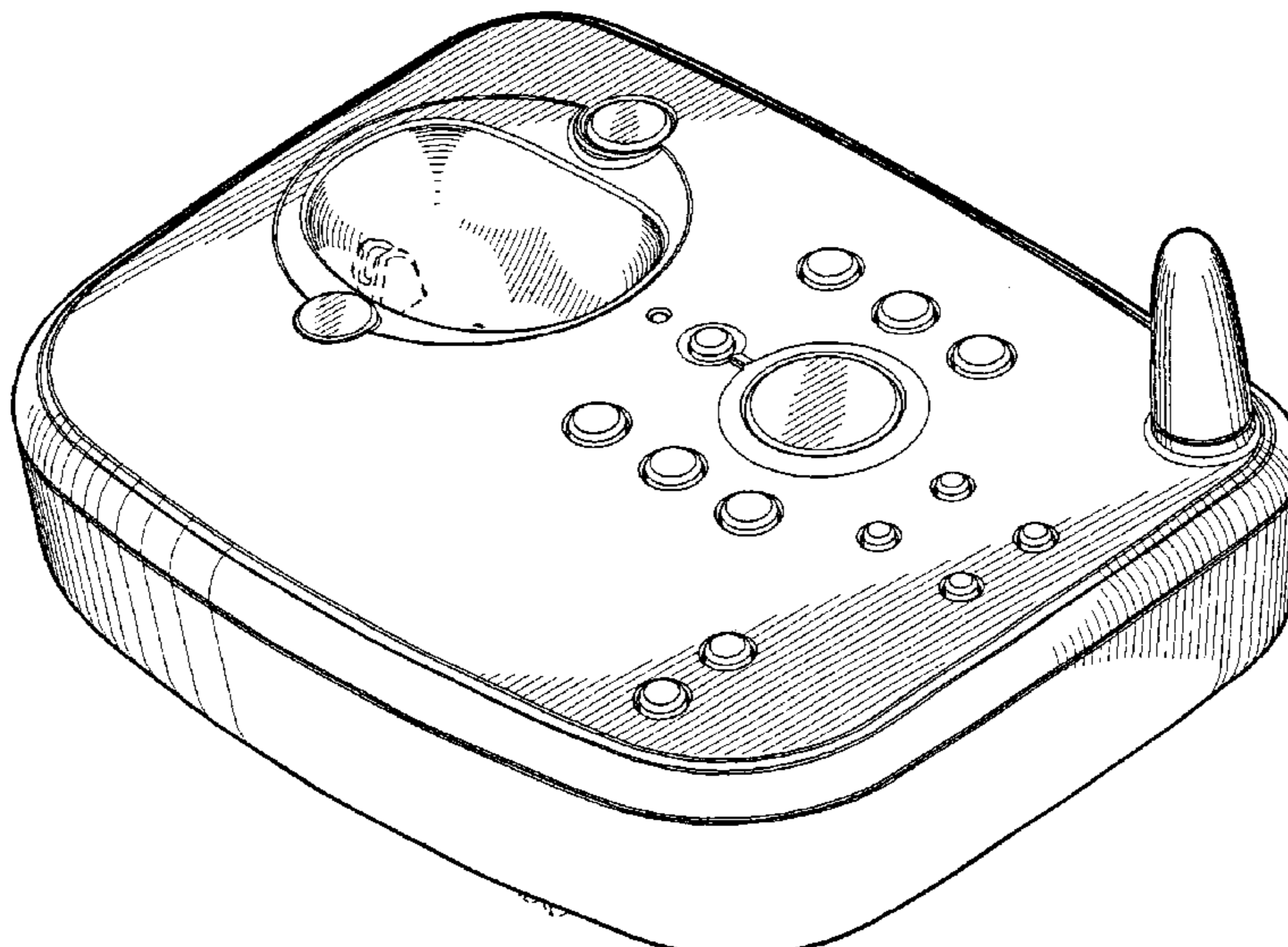
DESCRIPTION

U.S. PATENT DOCUMENTS

D294,253 S	*	2/1988	Read	D14/150
D302,689 S	*	8/1989	Murakami et al.	D14/138
D329,221 S	*	9/1992	Khoo	D13/107
D340,906 S	*	11/1993	Nagele et al.	D13/108
D349,899 S	*	8/1994	Siddoway et al.	D14/151
D363,286 S	*	10/1995	Solomita	D14/151
D369,803 S	*	5/1996	Ka Hung	D14/149
D375,935 S	*	11/1996	Nagele et al.	D13/108
D385,558 S	*	10/1997	Liu	D14/148
D395,046 S	*	6/1998	Liu	D14/148
D401,235 S	*	11/1998	Fuke et al.	D14/149

FIG. 1 is a front perspective view of a base for cordless telephone with answering device;
FIG. 2 is a top view of the base of FIG. 1;
FIG. 3 is a bottom view of the base of FIG. 1;
FIG. 4 is a front view of the base of FIG. 1;
FIG. 5 is a back view of the base of FIG. 1;
FIG. 6 is a side end view of the base of FIG. 1; and,
FIG. 7 is an opposite side end view of the base of FIG. 1.
The portions drawn in broken lines are shown for illustrative purposes only and do not form part of the claimed design.

1 Claim, 4 Drawing Sheets



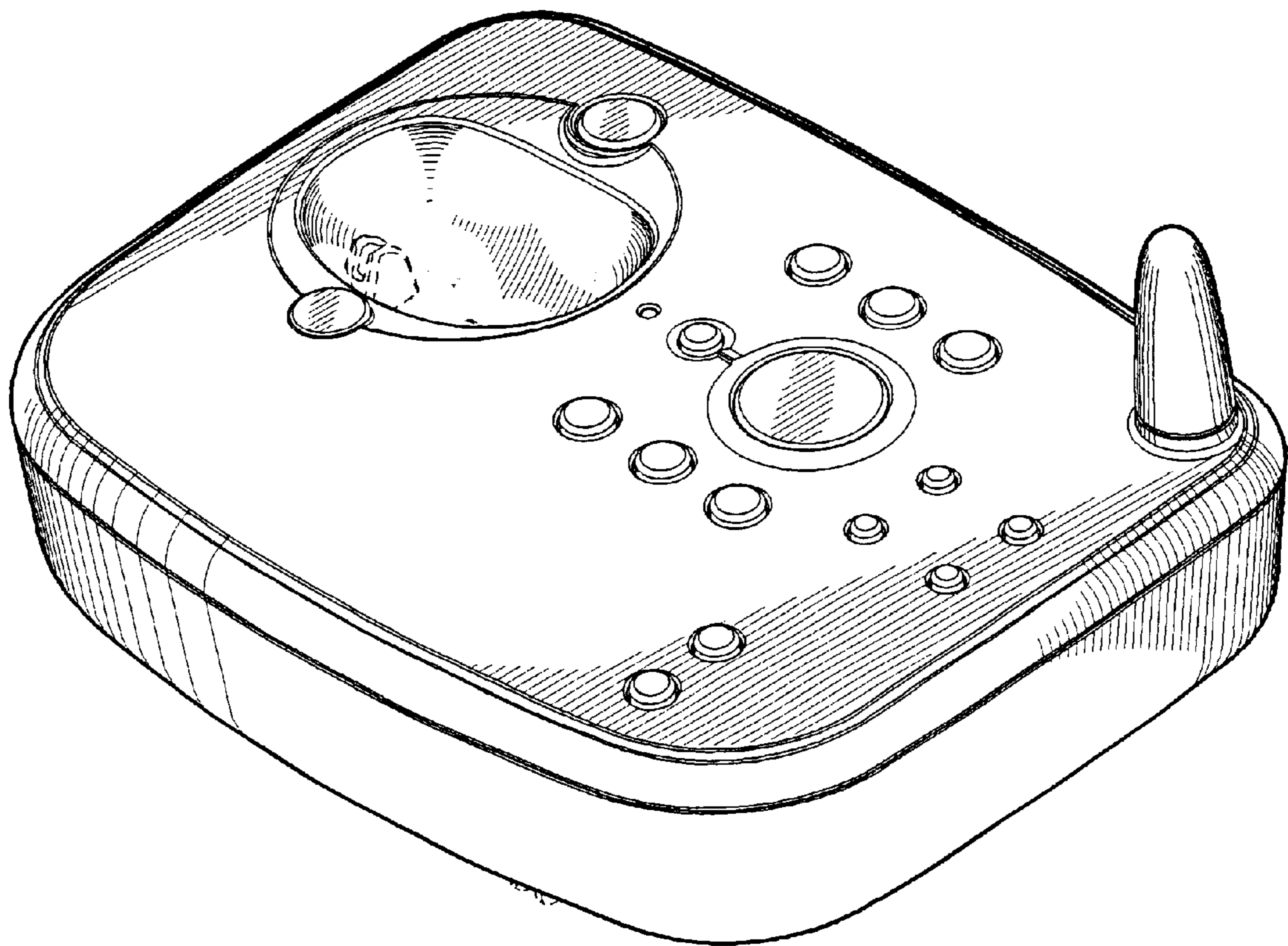


FIG. 1

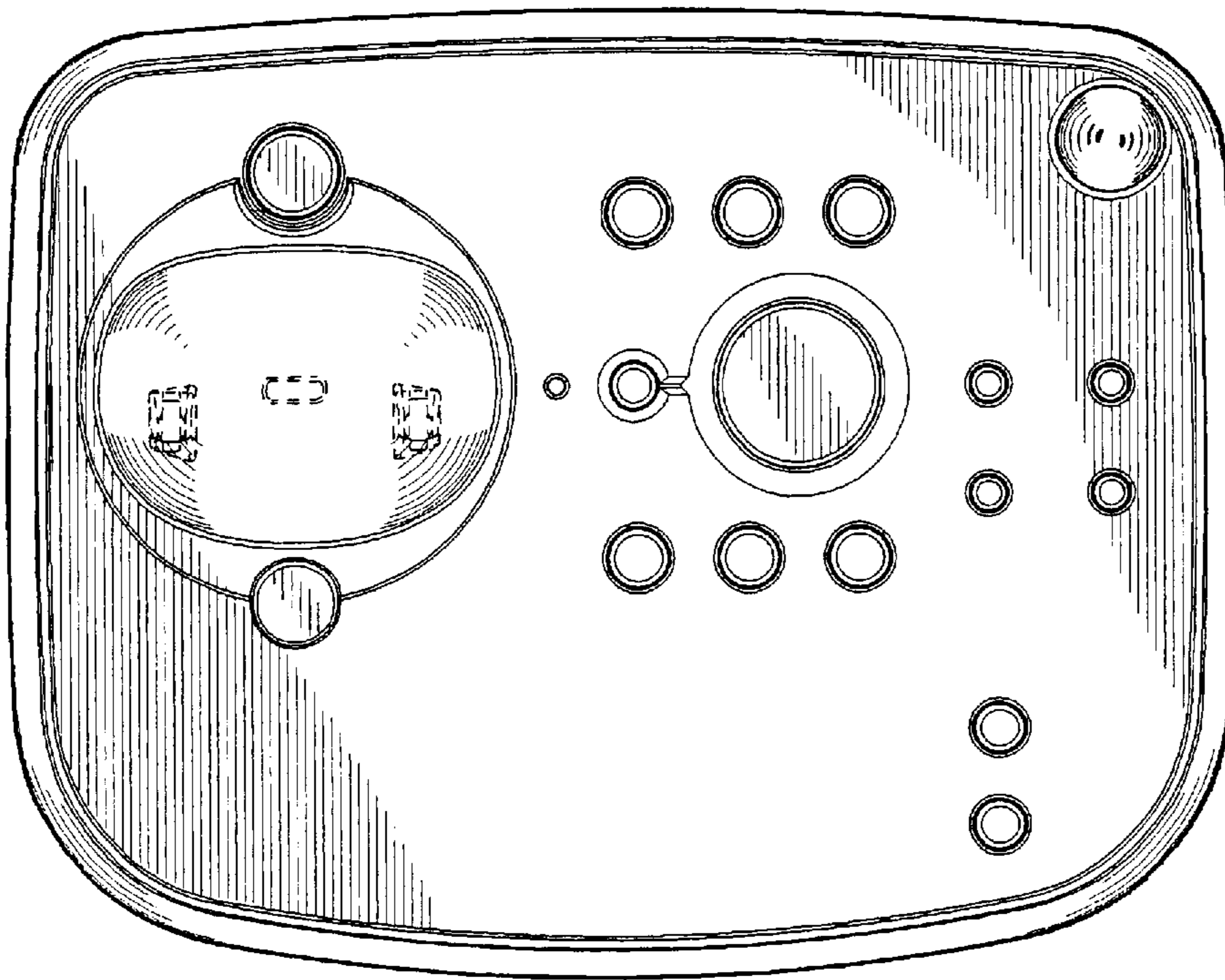


FIG. 2

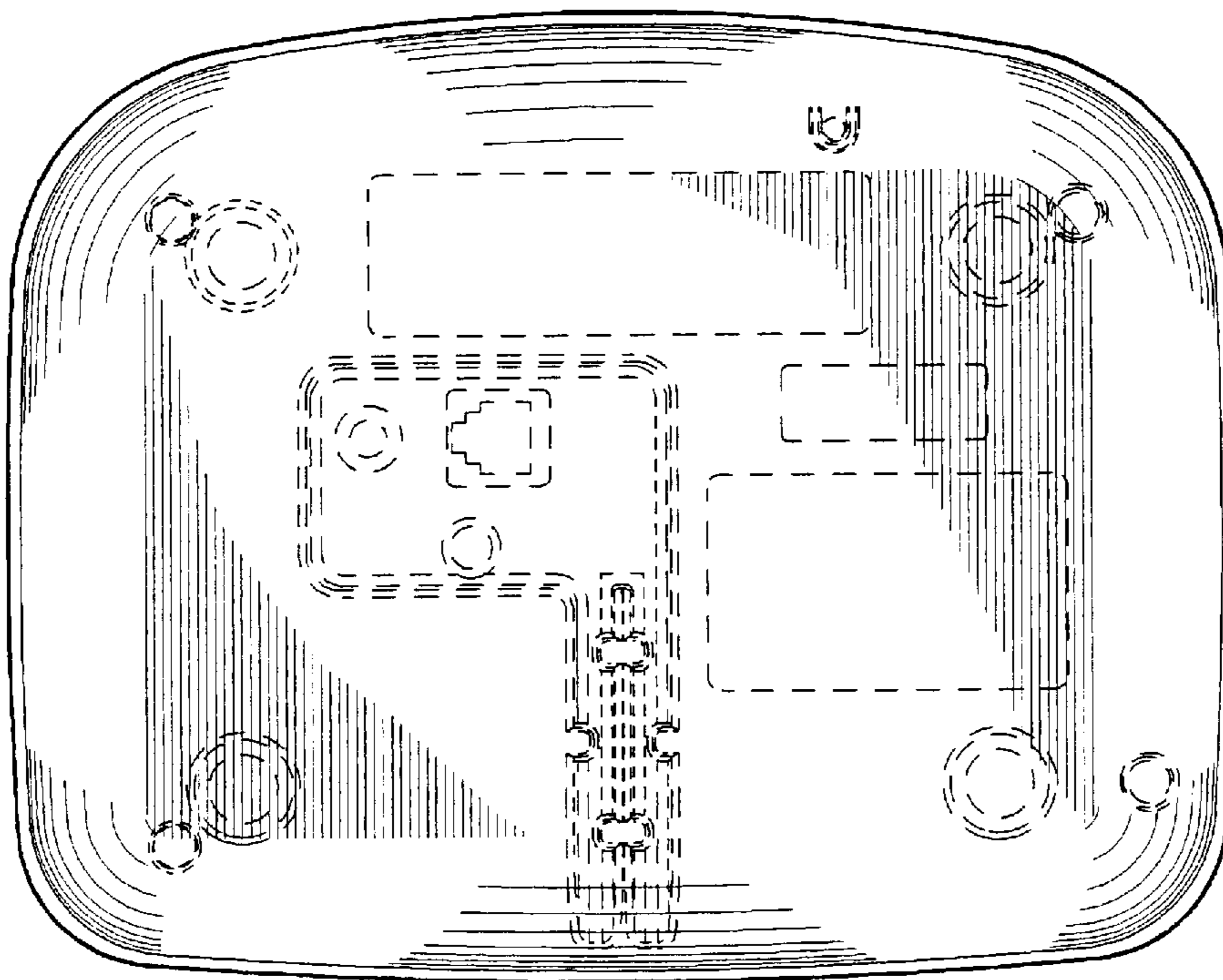


FIG. 3

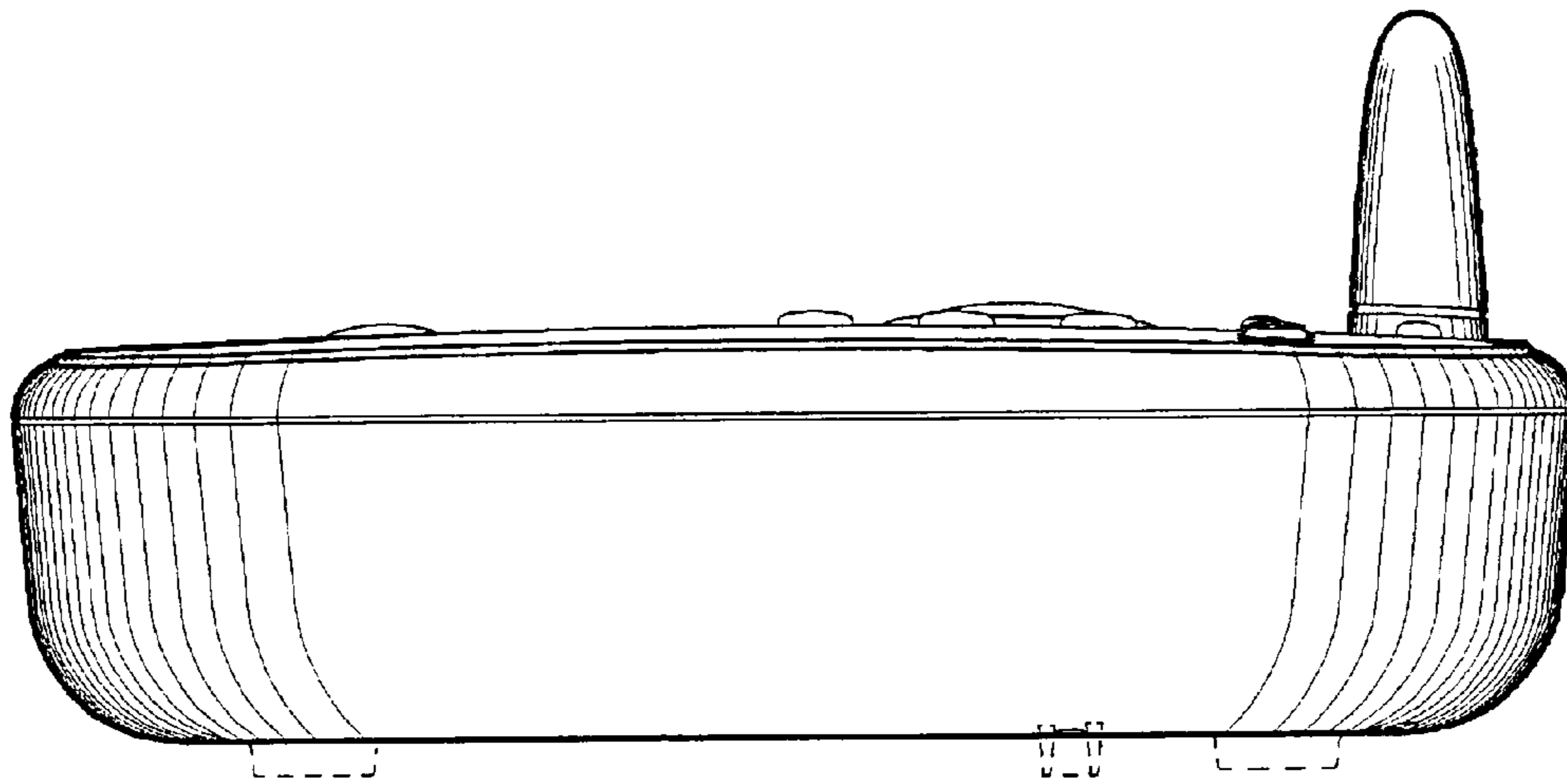


FIG. 4

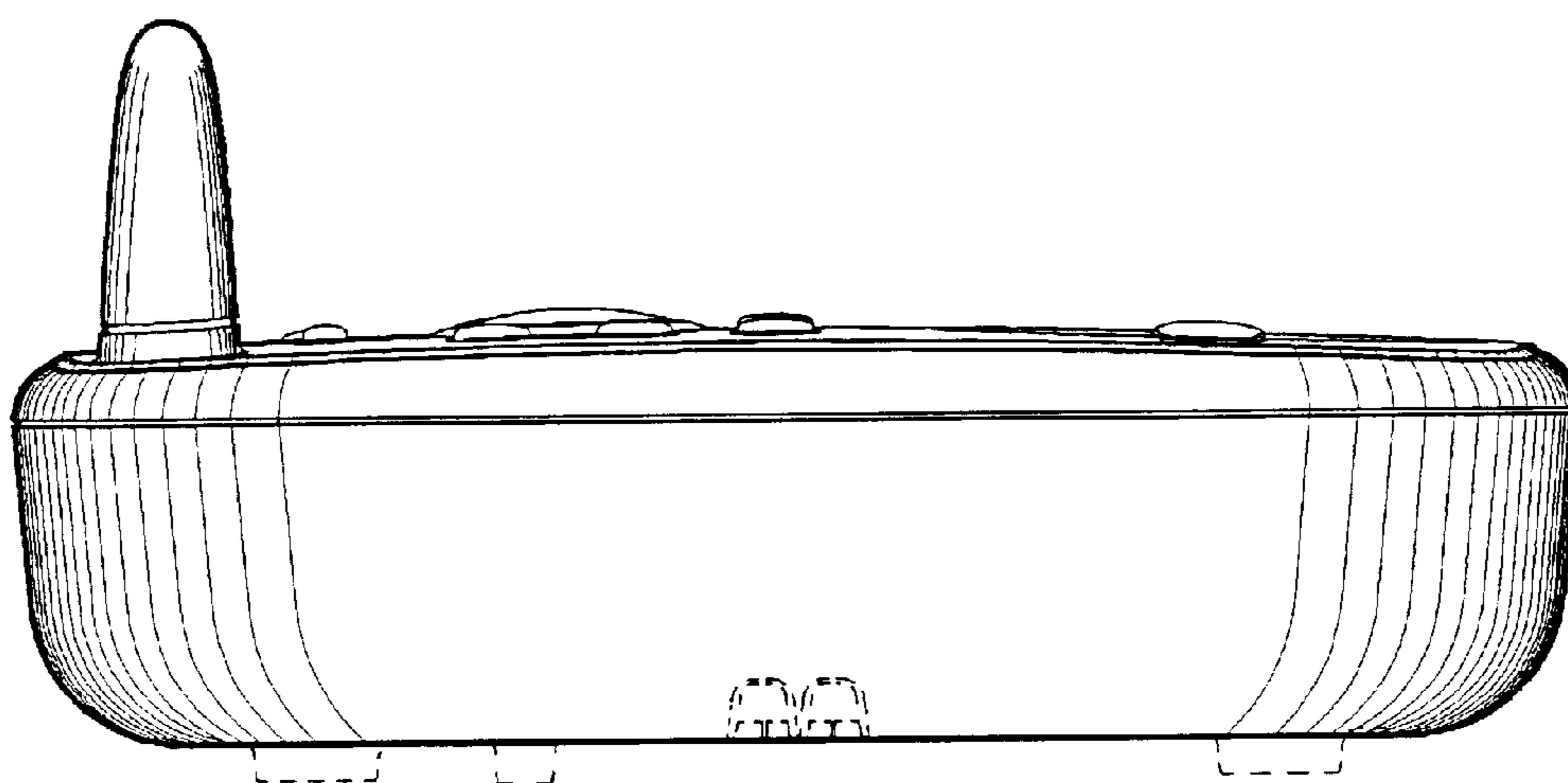


FIG. 5

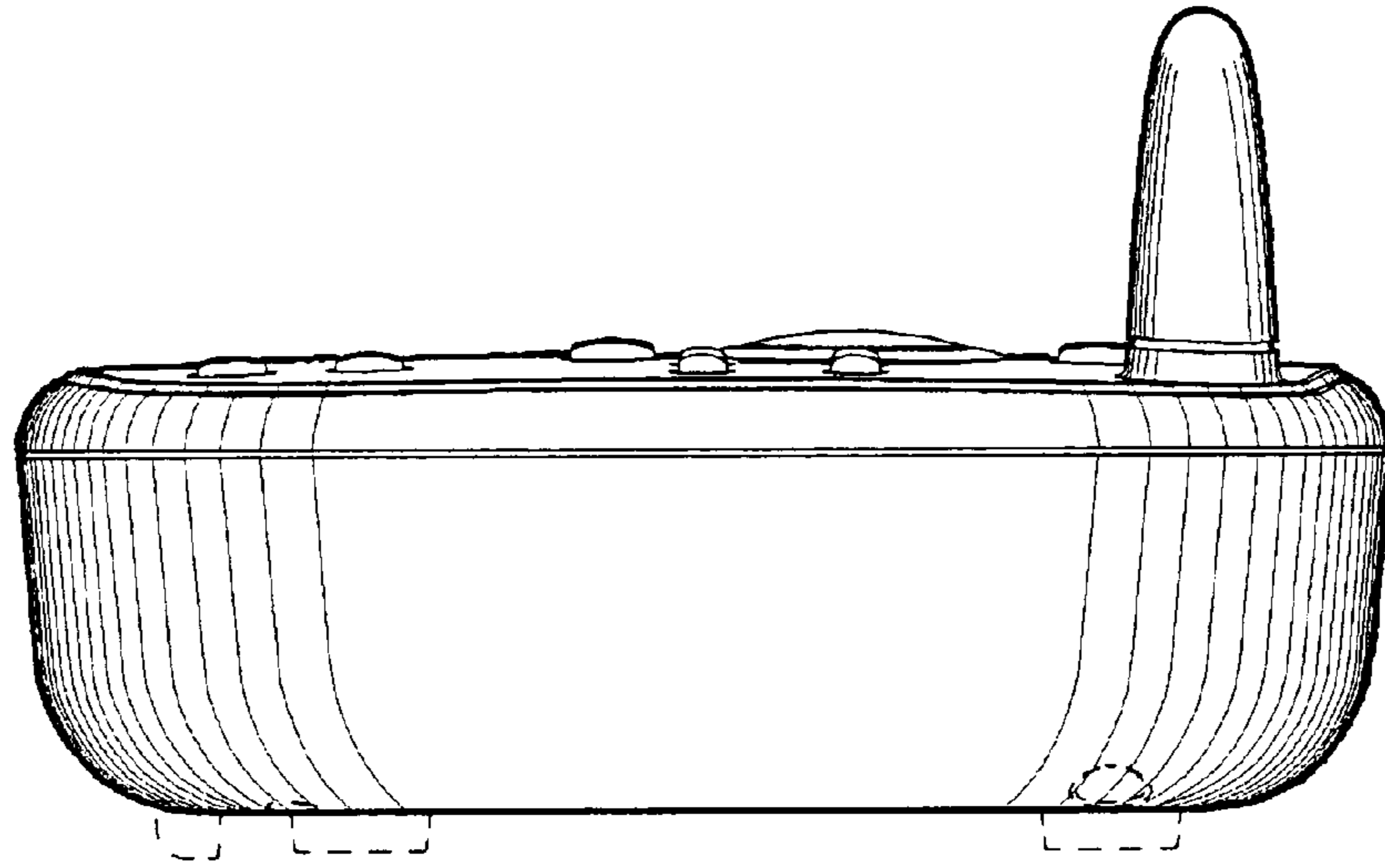


FIG. 6

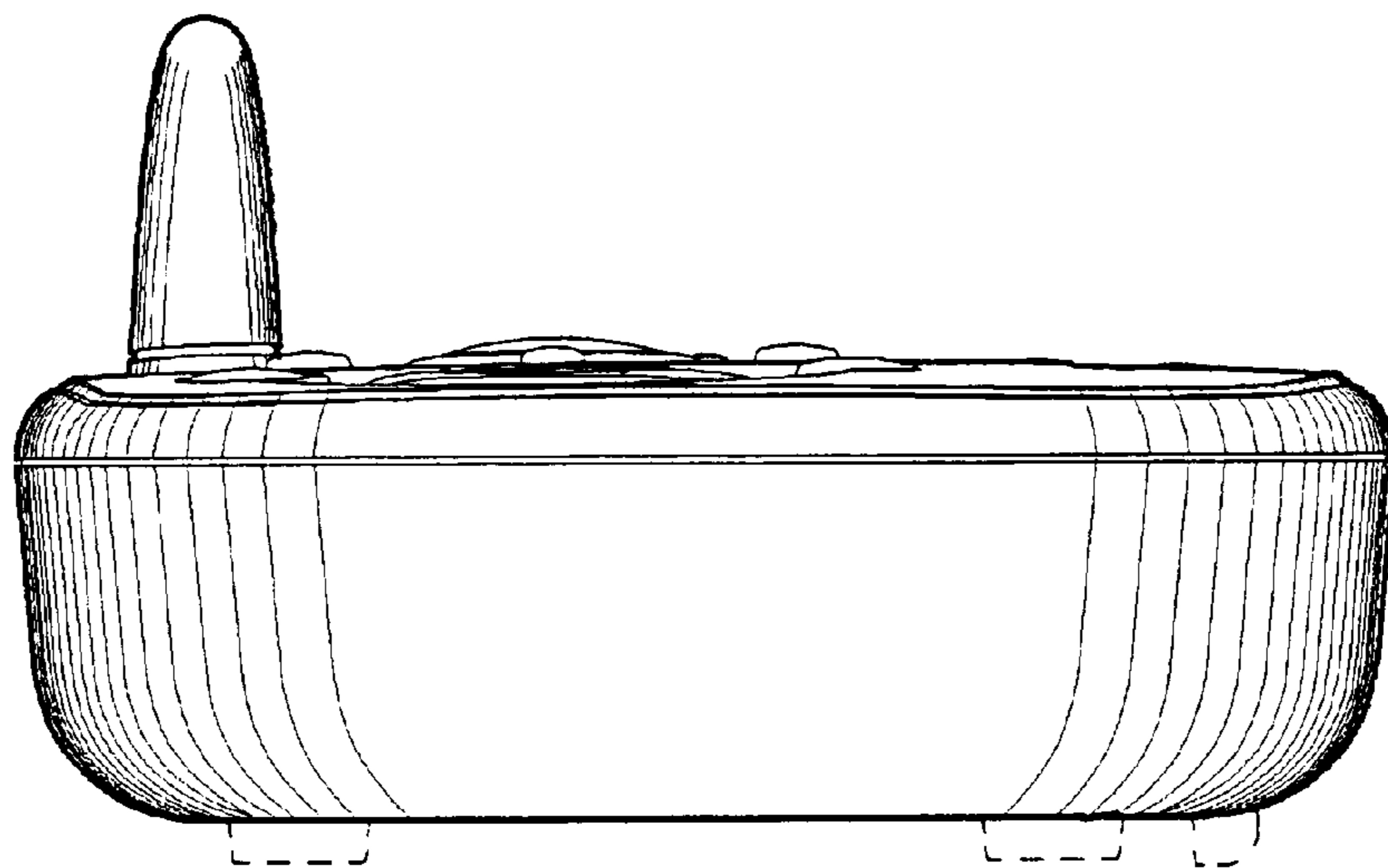


FIG. 7