



US00D525208S

(12) **United States Design Patent**  
**Christianson**

(10) **Patent No.:** **US D525,208 S**

(45) **Date of Patent:** **\*\* \*Jul. 18, 2006**

(54) **MEDIA CONNECTOR**

(75) Inventor: **Tristan Michael Christianson**, San Francisco, CA (US)

(73) Assignee: **Sharper Image Corporation**, San Francisco, CA (US)

(\*) Notice: This patent is subject to a terminal disclaimer.

(\*\*) Term: **14 Years**

(21) Appl. No.: **29/232,482**

(22) Filed: **Jun. 20, 2005**

(51) **LOC (8) Cl.** ..... **13-03**

(52) **U.S. Cl.** ..... **D13/154**

(58) **Field of Classification Search** ..... D13/133,  
D13/139.7, 154, 156; D14/217, 356, 432,  
D14/433, 447; D9/516, 526, 523, 737, 738,  
D9/751; 206/409, 701, 702; 439/620; 174/135,  
174/138 F; 381/182, 370, 371

See application file for complete search history.

(56) **References Cited**

**U.S. PATENT DOCUMENTS**

D256,010 S	*	7/1980	Fry	.....	D13/156
4,650,073 A	*	3/1987	Young	.....	206/409
D331,907 S	*	12/1992	Hollander et al.	.....	D13/133
D332,084 S	*	12/1992	Hollander et al.	.....	D13/133
D357,416 S	*	4/1995	Valentine	.....	D9/516
D382,542 S	*	8/1997	Nakamura	.....	D13/156
D390,193 S	*	2/1998	Ronchetti	.....	D13/156
D390,194 S	*	2/1998	Thomas	.....	D13/158
D390,536 S	*	2/1998	Austin	.....	D13/156
D393,830 S	*	4/1998	Tobler et al.	.....	D13/133
5,887,720 A	*	3/1999	Lin	.....	206/702
D408,384 S	*	4/1999	Hata et al.	.....	D14/433
D413,301 S	*	8/1999	Goto et al.	.....	D13/133
D434,663 S	*	12/2000	Jones et al.	.....	D9/516
6,183,304 B1	*	2/2001	Hollander et al.	.....	439/620
D449,583 S	*	10/2001	Goto	.....	D13/154
D459,303 S	*	6/2002	Florescu	.....	D13/133
D465,784 S	*	11/2002	Lin	.....	D14/433

D469,770 S	*	2/2003	Carpenter et al.	.....	D14/433
D475,682 S	*	6/2003	Li et al.	.....	D13/133
D485,185 S	*	1/2004	Versace	.....	D9/523
D489,069 S	*	4/2004	Lin	.....	D14/433
D501,447 S	*	2/2005	Greenwood et al.	.....	D13/133
2005/0145522 A1	*	7/2005	Bloodworth et al.	.....	206/409

\* cited by examiner

*Primary Examiner*—Holly Baynham

*Assistant Examiner*—Cynthia M. Chin

(74) *Attorney, Agent, or Firm*—Bell Boyd & Lloyd LLC

(57) **CLAIM**

The ornamental design for a media connector, as shown and described.

**DESCRIPTION**

FIG. 1 is a perspective view of the present media connector, wherein the portion of the media connector shown in phantom is not part of the design sought to be patented and is provided for environmental purposes only.

FIG. 2 is a front view of FIG. 1, wherein the portion of the media connector shown in phantom is not part of the design sought to be patented and is provided for environmental purposes only.

FIG. 3 is a top view of FIG. 1, wherein the portion of the media connector shown in phantom is not part of the design sought to be patented and is provided for environmental purposes only.

FIG. 4 is a bottom view of FIG. 1, wherein the portion of the media connector shown in phantom is not part of the design sought to be patented and is provided for environmental purposes only.

FIG. 5 is a left side view of FIG. 1, wherein the portion of the media connector shown in phantom is not part of the design sought to be patented and is provided for environmental purposes only; and,

FIG. 6 is a right side view of FIG. 1, wherein the portion of the media connector shown in phantom is not part of the design sought to be patented and is provided for environmental purposes only.

**1 Claim, 3 Drawing Sheets**

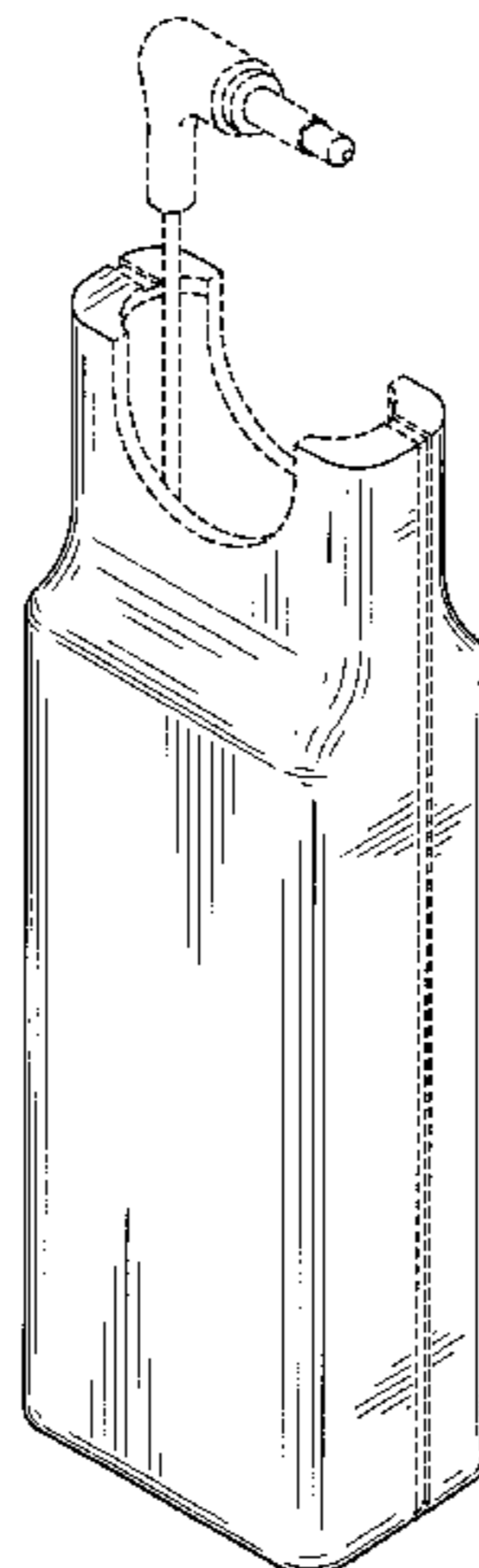


FIG. 1

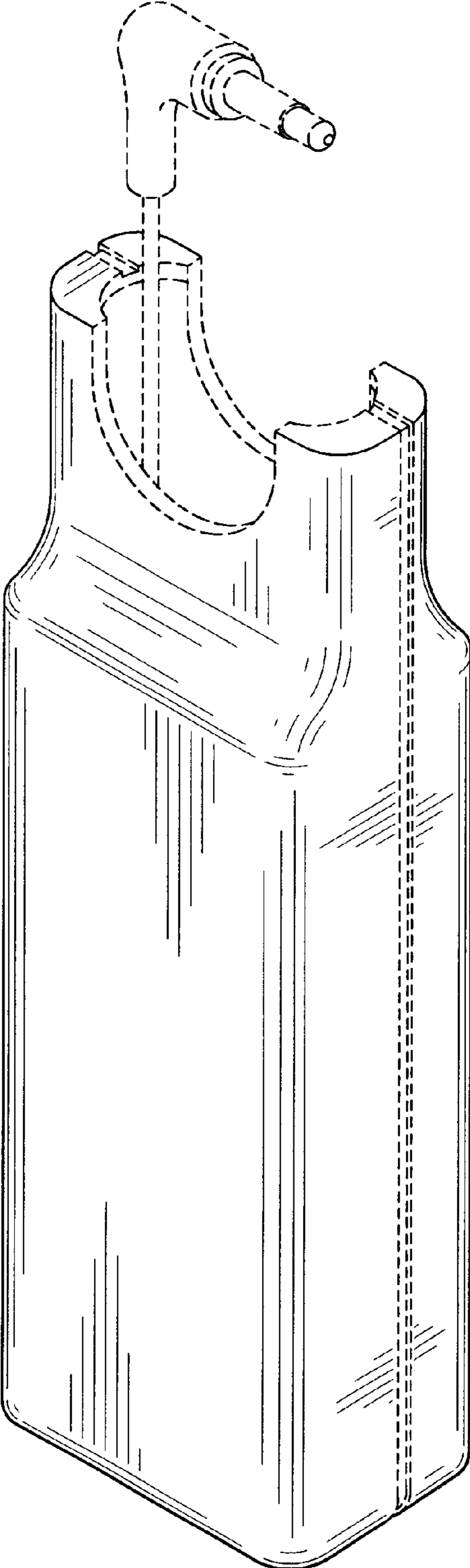


FIG.2




FIG.3

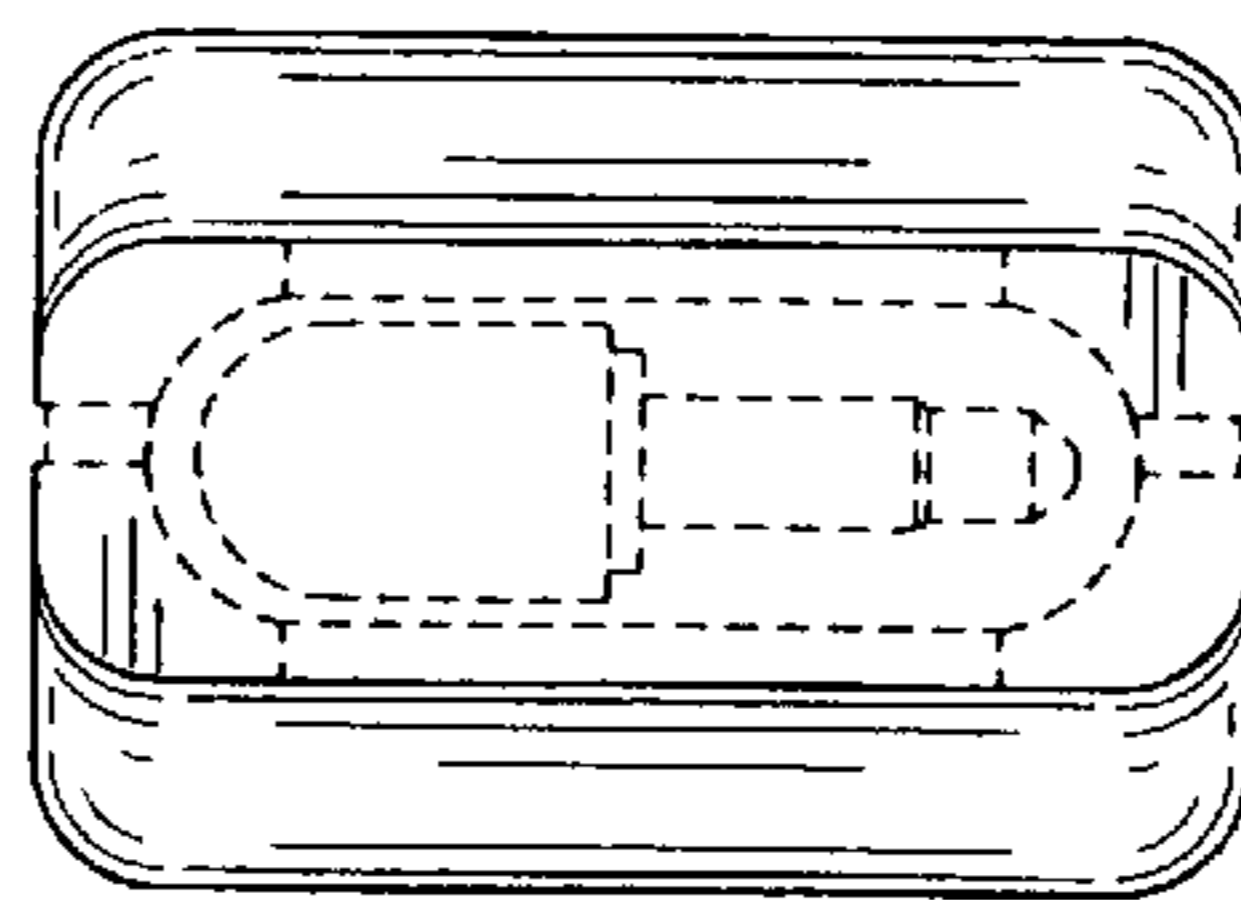


FIG.4

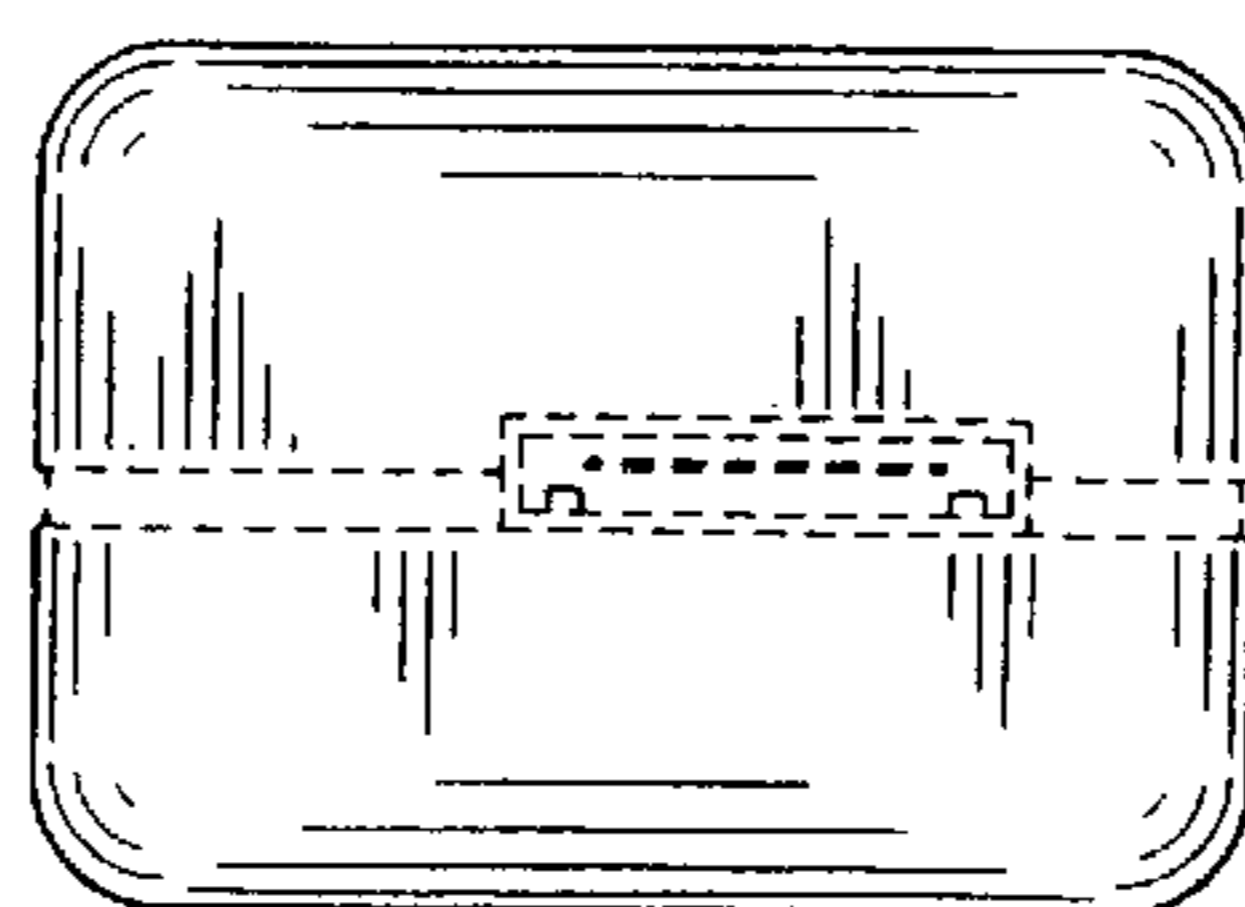


FIG. 5

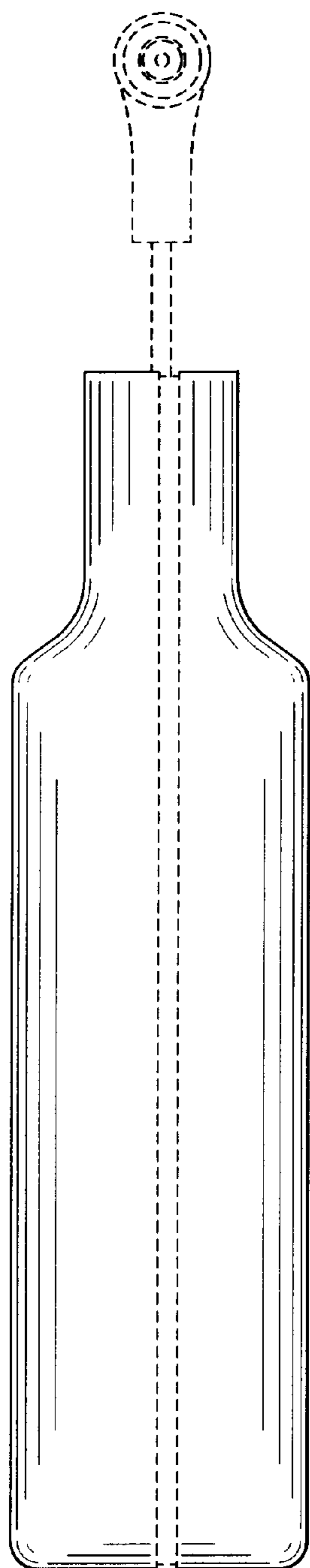


FIG. 6

