



US00D525187S

(12) **United States Design Patent**
Lee et al.

(10) **Patent No.:** **US D525,187 S**
(45) **Date of Patent:** **** Jul. 18, 2006**

(54) **TIRE FOR A CAR**

(75) Inventors: **Chang Ho Lee**, Gwangju (KR); **Ha Na Lee**, Kwangju (KR)

(73) Assignee: **Kumho Tire Co., Inc.** (KR)

(**) Term: **14 Years**

(21) Appl. No.: **29/216,064**

(22) Filed: **Oct. 29, 2004**

(30) **Foreign Application Priority Data**

Jun. 30, 2004 (KR) 30-2004-0019749

(51) **LOC (8) Cl.** **12-15**

(52) **U.S. Cl.** **D12/527**

(58) **Field of Classification Search** D12/505,
D12/509, 512, 514-524, 526-532; 152/209.1,
152/209.8, 455

See application file for complete search history.

(56) **References Cited**

U.S. PATENT DOCUMENTS

- D389,106 S * 1/1998 Cagneaux et al. D12/523
- 6,619,352 B1 * 9/2003 Diensthuber et al. 152/209.2
- D490,769 S * 6/2004 Diensthuber et al. D12/531

OTHER PUBLICATIONS

Remington Maxxum II Tire, 2003 Tread Design Guide, Jan. 2003, p. 52. 2/2.*

Star Super Ride Tire, 2003 Tread Design Guide, Jan. 2003, p. 56. 4/5.*

* cited by examiner

Primary Examiner—Robert M. Spear

(74) *Attorney, Agent, or Firm*—Baker & Hostetler LLP

(57) **CLAIM**

The ornamental design for a tire for a car, as shown and described.

DESCRIPTION

FIG. 1 is a perspective view of a tire for a car, particularly showing the inventive design thereof;

FIG. 2 is a front view thereof;

FIG. 3 is a rear view thereof;

FIG. 4 is a left side view thereof;

FIG. 5 is a right side view thereof;

FIG. 6 is a top view thereof;

FIG. 7 is a bottom view thereof;

FIG. 8 is an enlarged partial view thereof; and,

FIG. 9 is a further enlarged partial cross sectional view thereof, taken along line 9—9 in FIG. 8.

1 Claim, 8 Drawing Sheets




FIG. 1

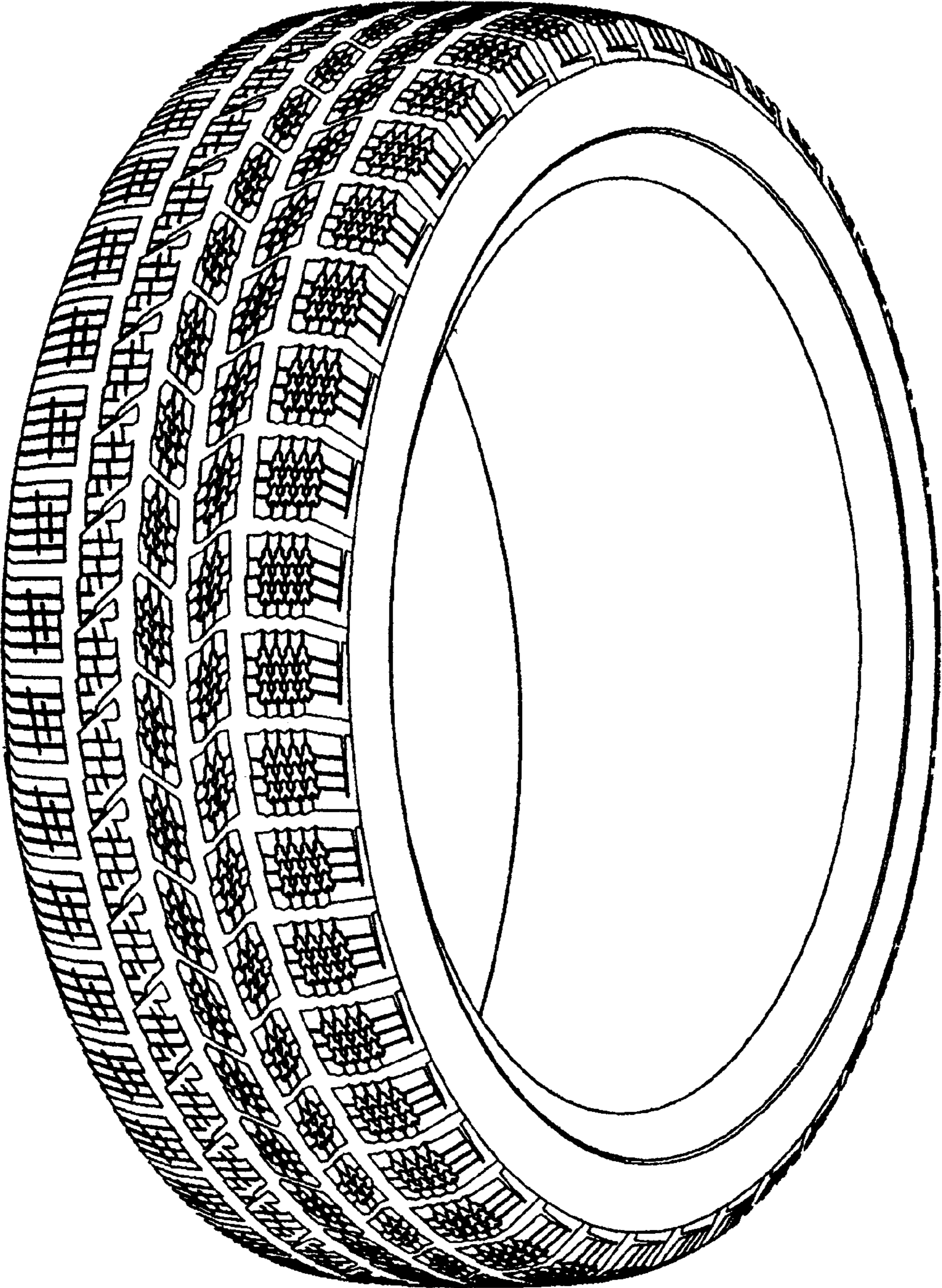


FIG. 2




FIG. 3




FIG. 4

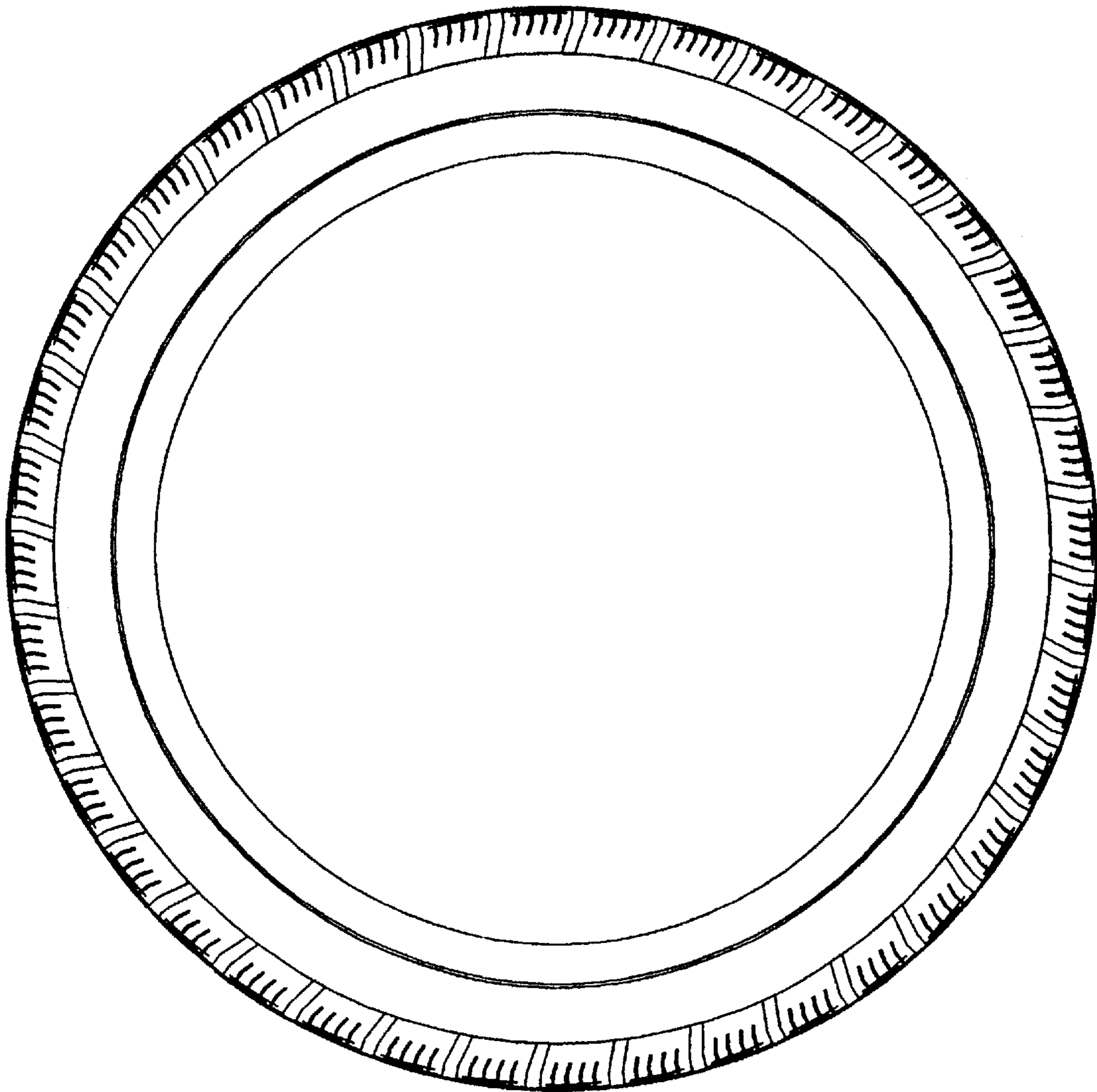


FIG. 5

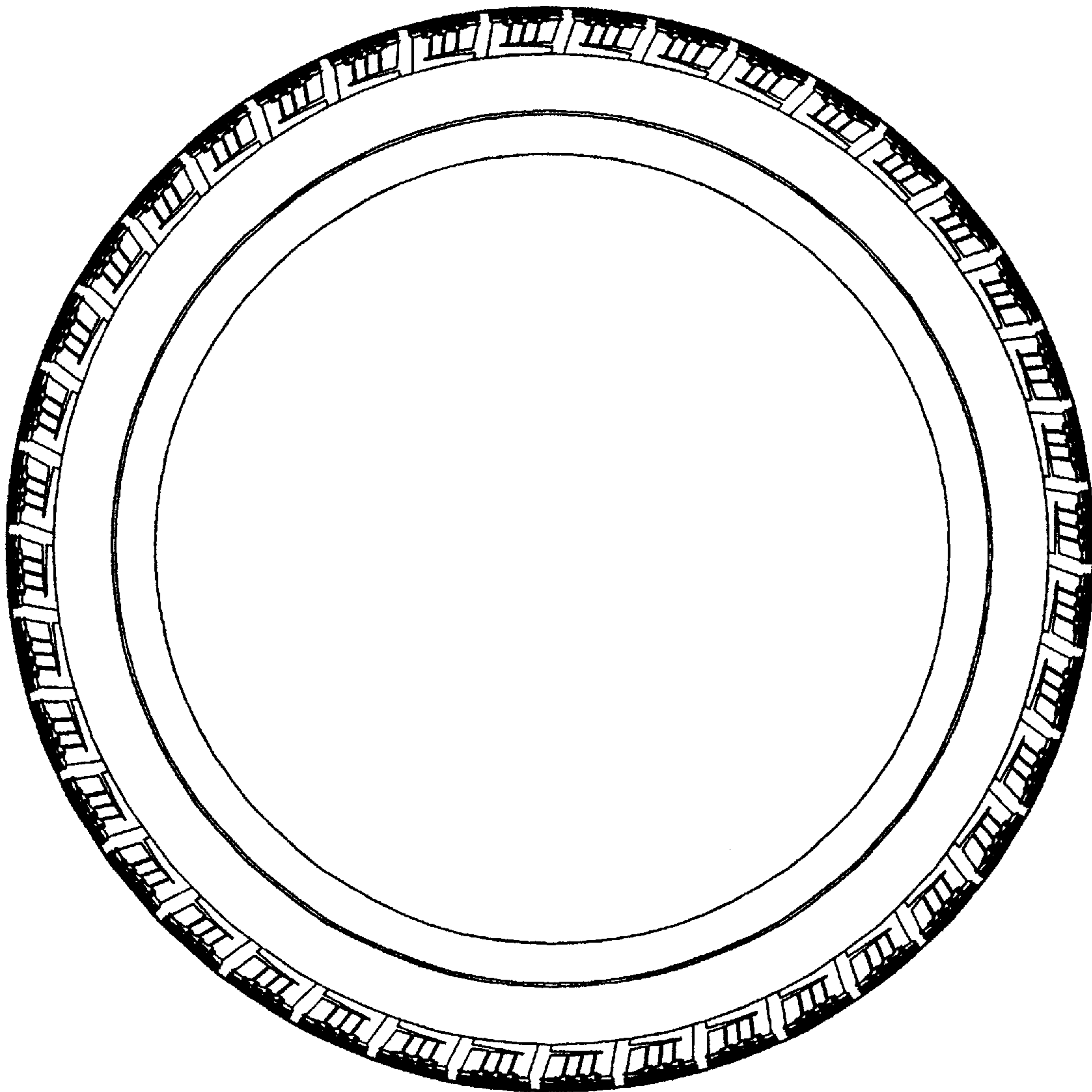


FIG. 6




FIG. 7




FIG. 8




FIG. 9

