

US00D525182S

(12) **United States Design Patent**  
**Beigel et al.**

(10) **Patent No.: US D525,182 S**  
(45) **Date of Patent: \*\* \*Jul. 18, 2006**

(54) **AIR DEFLECTOR OF A TRUCK VEHICLE**  
(75) Inventors: **David J. Beigel**, Payne, OH (US); **Kris K. Timmerman**, Huntertown, IN (US); **Ronald F. Mitchell**, Taylor, MI (US); **Charles W. Kipfer**, Payne, OH (US); **Sunil K. Jain**, Fort Wayne, IN (US)

(73) Assignee: **International Truck and Engine Corporation Canada**, Warrenville, IL (US)

(\*) Notice: This patent is subject to a terminal disclaimer.  
(\*\*) Term: **14 Years**

(21) Appl. No.: **29/233,103**  
(22) Filed: **Jun. 27, 2005**

(51) **LOC (8) Cl.** ..... **12-08**  
(52) **U.S. Cl.** ..... **D12/181**  
(58) **Field of Classification Search** ..... D12/181, D12/190, 106, 96-100, 196; 180/89.12-89.13, 180/89.19; 296/180.1-180.5, 91, 190.01, 296/190.02, 190.08, 190.09  
See application file for complete search history.

(56) **References Cited**

**U.S. PATENT DOCUMENTS**

D249,783 S \* 10/1978 Herpel ..... D12/181

D313,966 S \* 1/1991 Marlowe et al. .... D12/181  
D335,855 S \* 5/1993 Callaway et al. .... D12/181  
D374,418 S \* 10/1996 Griffin ..... D12/181  
D375,925 S \* 11/1996 Griffin ..... D12/181  
D394,624 S 5/1998 Allendorph et al.  
D415,085 S \* 10/1999 Fitzgerald et al. .... D12/181  
D424,489 S \* 5/2000 Damon et al. .... D12/181  
D433,966 S 11/2000 Beigel  
D465,749 S 11/2002 Beigel  
D482,303 S \* 11/2003 Shea ..... D12/181

\* cited by examiner

*Primary Examiner*—Stacia Cadmus  
(74) *Attorney, Agent, or Firm*—Jeffrey P. Calfa; Gerald W. Askew; Dennis Kelly Sullivan

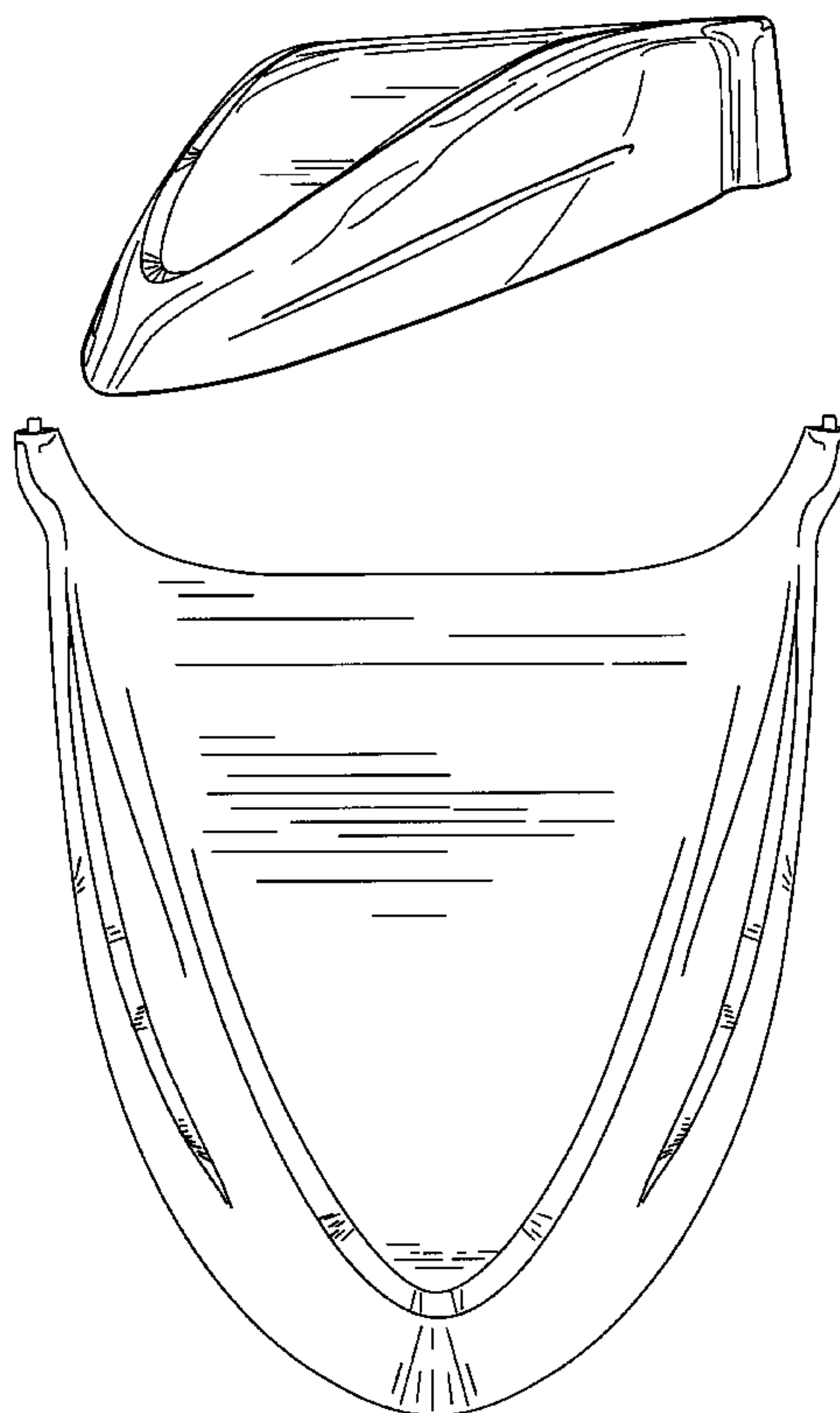
(57) **CLAIM**

The ornamental design for an air deflector of a truck vehicle, as shown and described.

**DESCRIPTION**

FIG. 1 is a left, front perspective view of an air deflector of a truck vehicle showing our new design;  
FIG. 2 is a front view thereof;  
FIG. 3 is a right view thereof;  
FIG. 4 is a left view thereof; and,  
FIG. 5 is a top down view thereof.  
The air deflector is shown on an enlarged scale in FIGS. 2-5.

**1 Claim, 3 Drawing Sheets**






FIG. 1

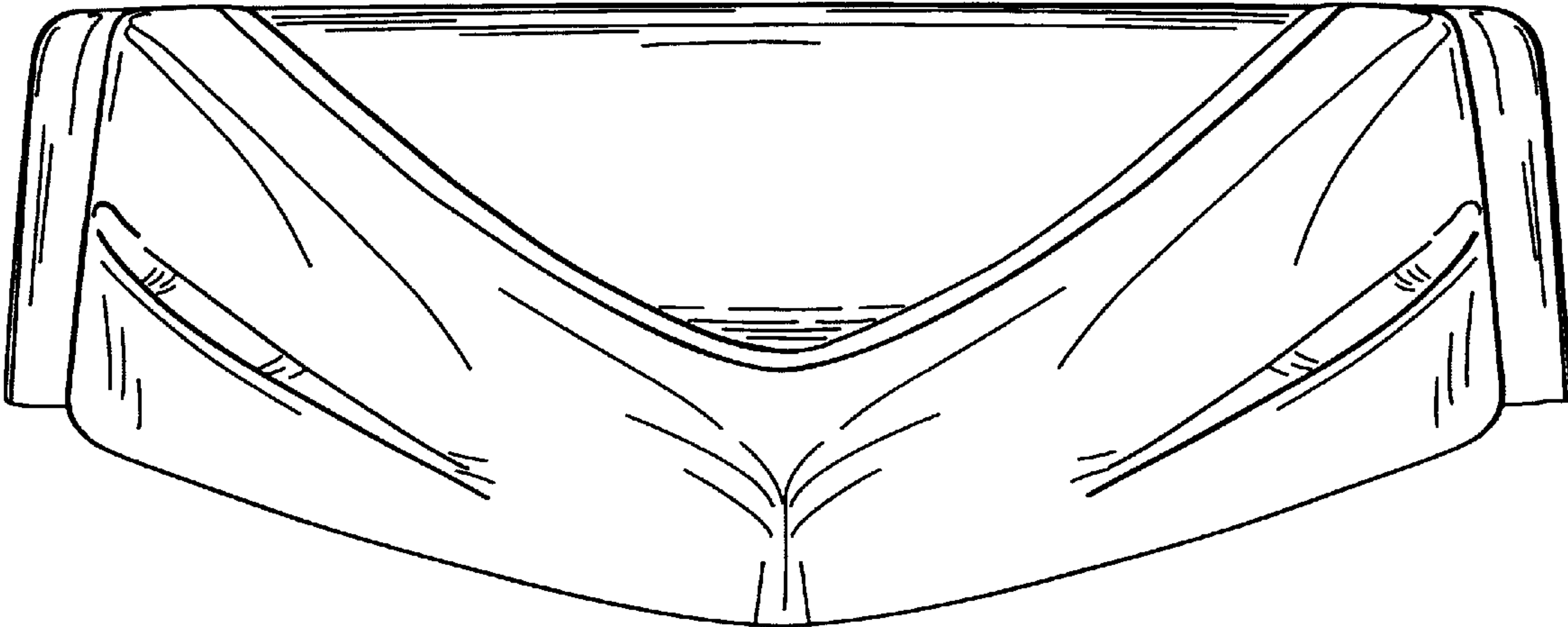


FIG. 2

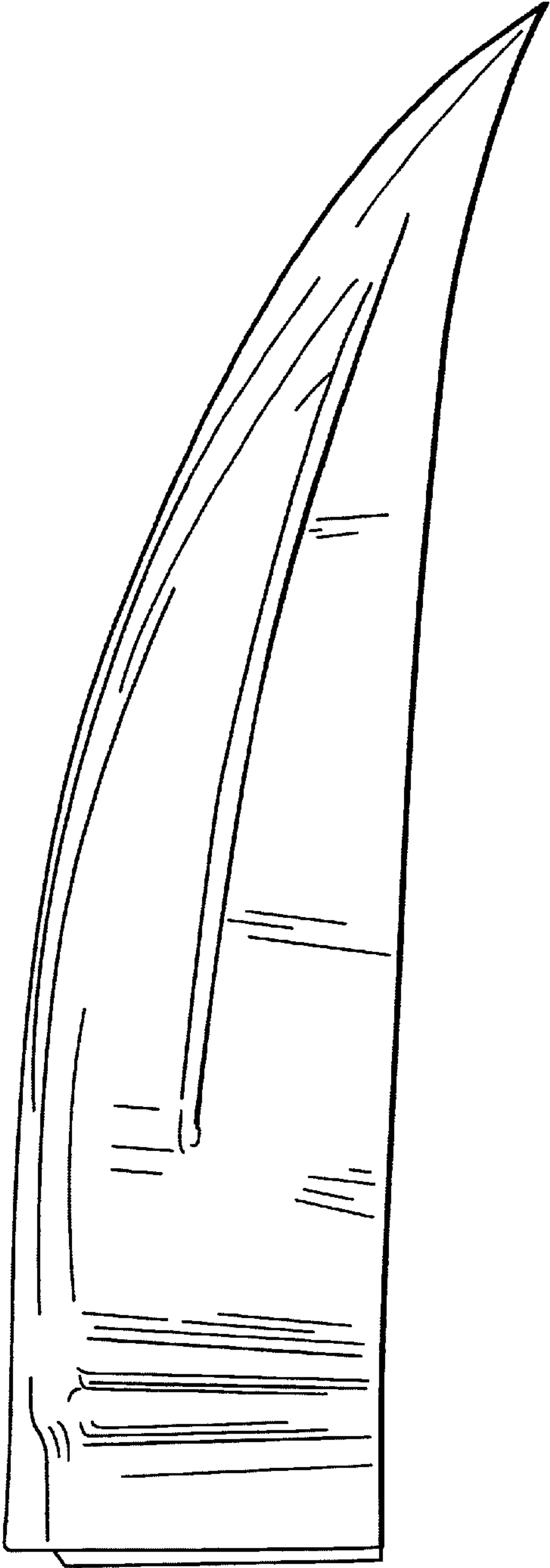


FIG. 3

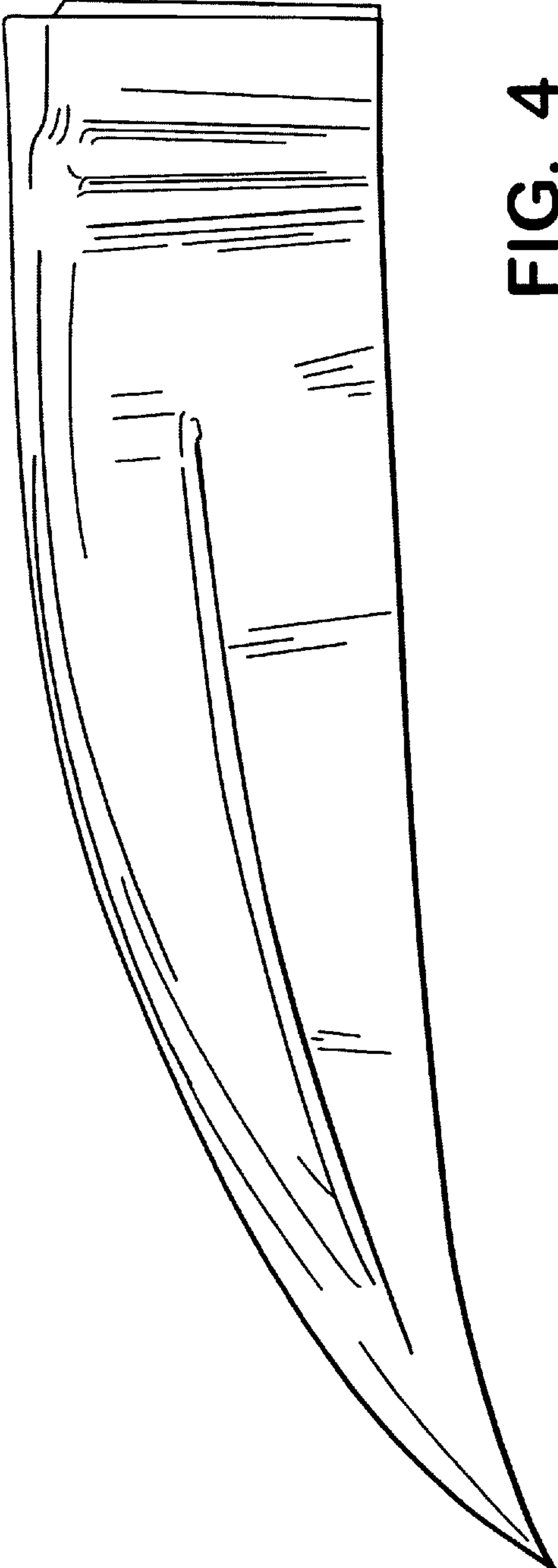


FIG. 4

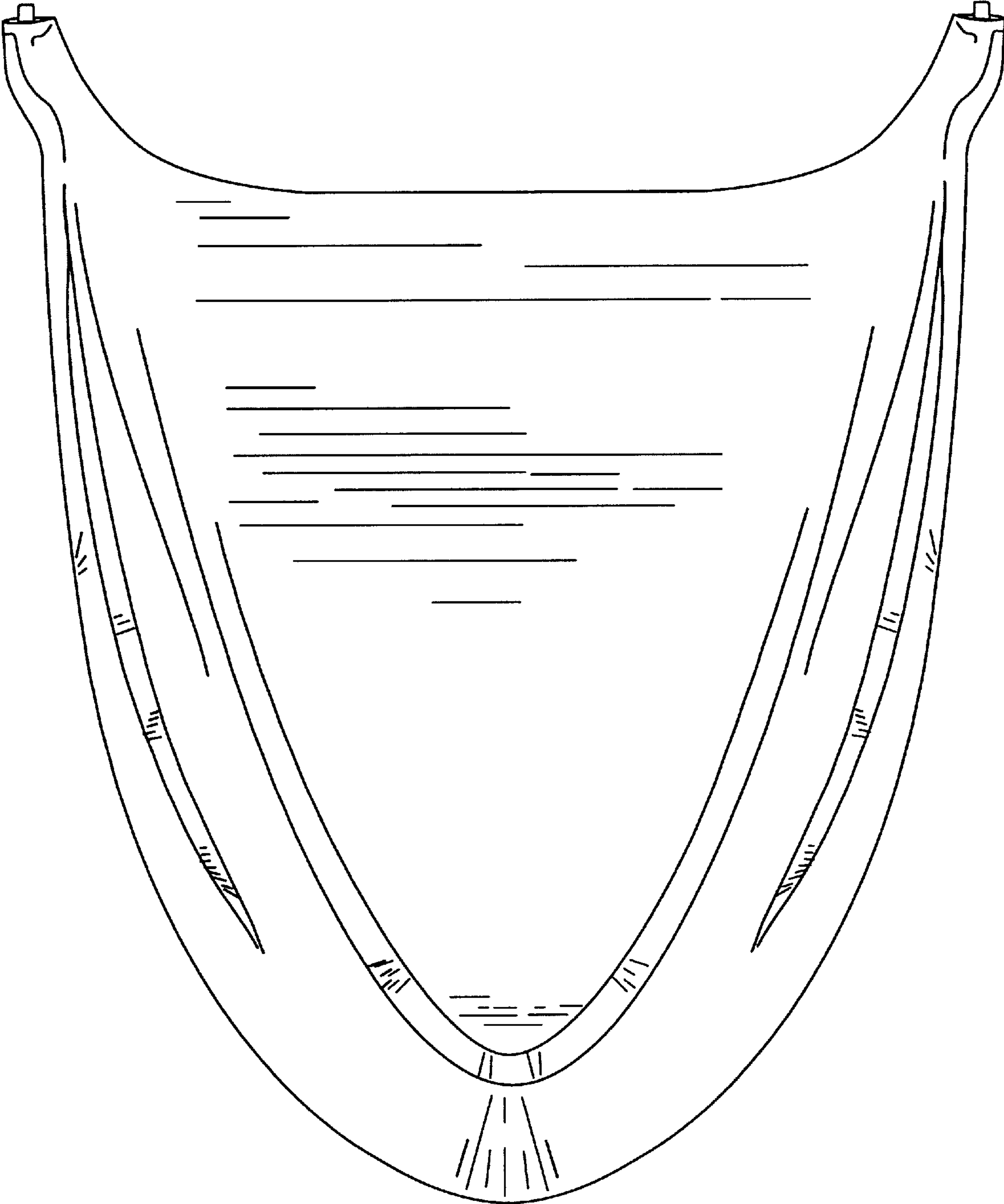


FIG. 5