

US00D525180S

(12) **United States Design Patent**  
**Konaka**

(10) **Patent No.:** **US D525,180 S**

(45) **Date of Patent:** **\*\* Jul. 18, 2006**

(54) **FRONT BUMPER FOR AN AUTOMOBILE**

D504,366 S \* 4/2005 Ishibashi et al. .... D12/169  
D508,879 S \* 8/2005 Pfeiffer et al. .... D12/169  
D510,304 S \* 10/2005 Tabata et al. .... D12/169

(75) Inventor: **Manabu Konaka**, Wako (JP)

\* cited by examiner

(73) Assignee: **Honda Motor Co., Ltd.**, Tokyo (JP)

*Primary Examiner*—Melody N Brown  
(74) *Attorney, Agent, or Firm*—Westerman, Hattori,  
Daniels & Adrian, L.L.P.

(\*\*) Term: **14 Years**

(21) Appl. No.: **29/234,355**

(57) **CLAIM**

(22) Filed: **Jul. 18, 2005**

The ornamental design for a front bumper for an automobile,  
as shown and described.

(30) **Foreign Application Priority Data**

Jan. 19, 2005 (JP) ..... 2005-001143

**DESCRIPTION**

(51) **LOC (8) Cl.** ..... **12-16**

(52) **U.S. Cl.** ..... **D12/169**

(58) **Field of Classification Search** ..... D12/90-92,  
D12/86, 169, 196; 296/180.1, 180.2; 293/102,  
293/113, 115, 117, 120

FIG. 1 is a front elevation view of A front bumper for an  
automobile showing our new design;  
FIG. 2 is a top plan view thereof;  
FIG. 3 is a right side elevation view thereof, the left side  
elevation view is a mirror image of the right side elevation  
view; and,  
FIG. 4 is a perspective view thereof.  
The broken lines in the drawings are illustrative purposes  
only and form no part of the claimed design.

See application file for complete search history.

(56) **References Cited**

**U.S. PATENT DOCUMENTS**

D498,716 S \* 11/2004 Maeda et al. .... D12/169

**1 Claim, 4 Drawing Sheets**



FIG. 1

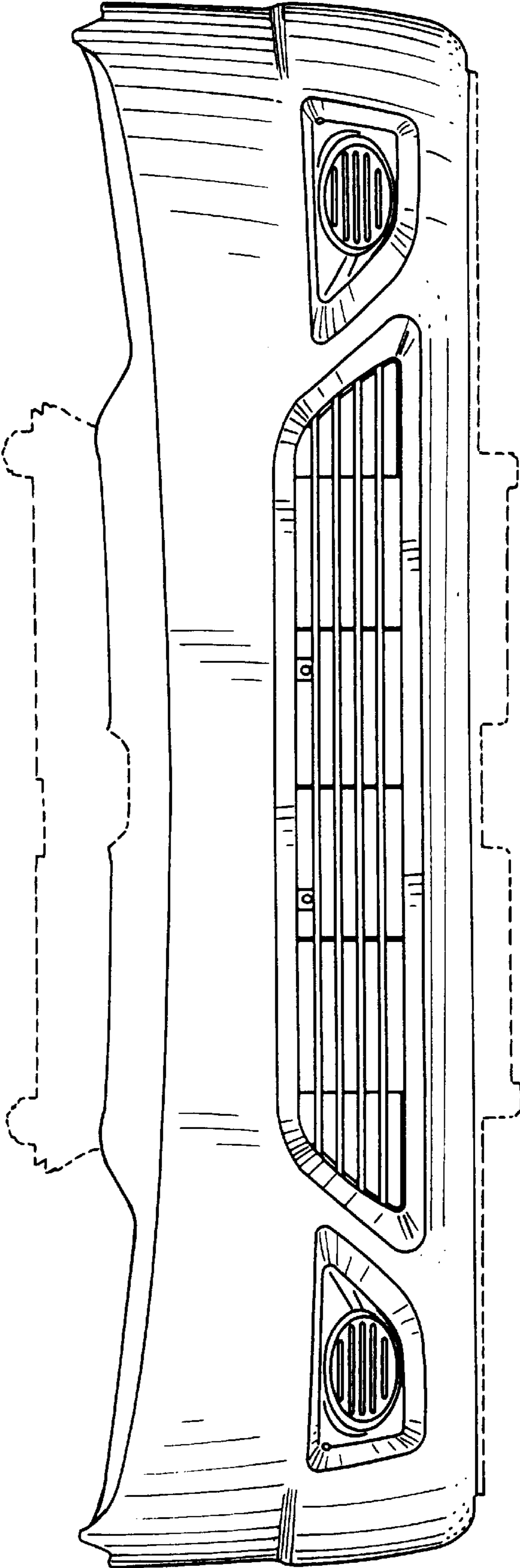


FIG. 2

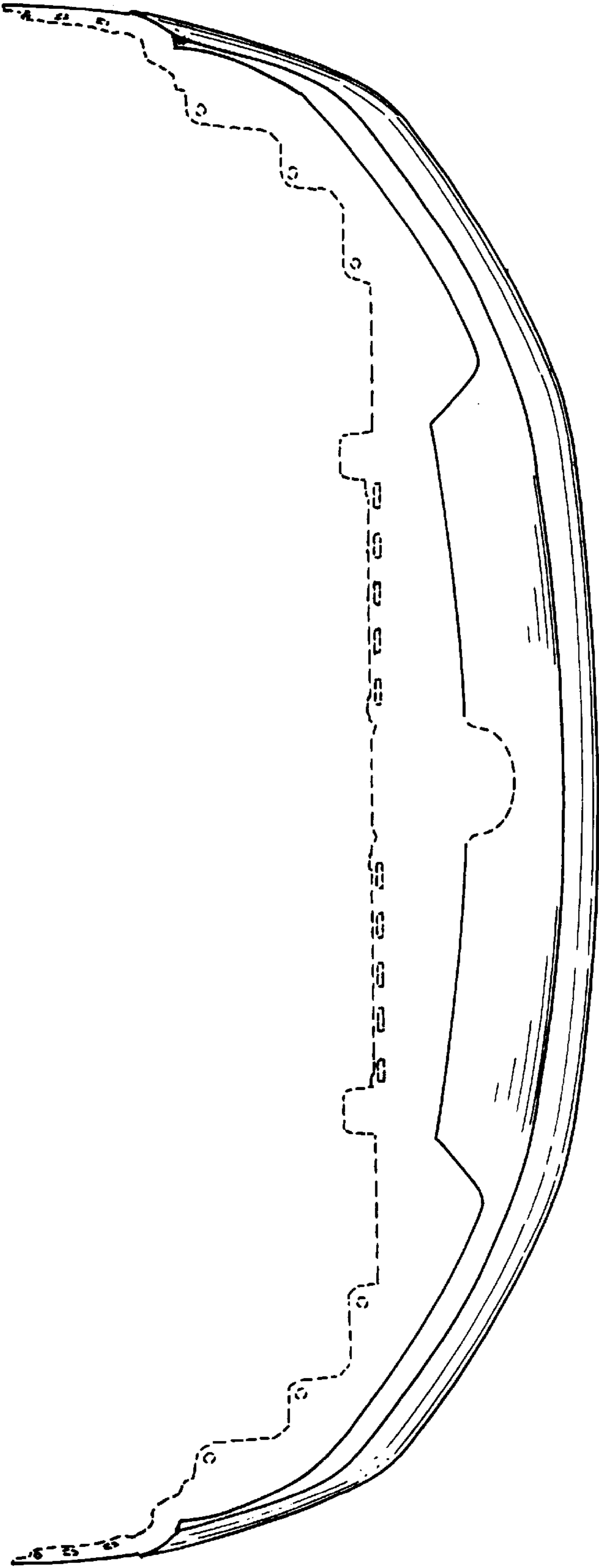


FIG. 3




FIG. 4

