

US00D525178S

(12) **United States Design Patent**
Tsubaki et al.

(10) **Patent No.:** **US D525,178 S**
(45) **Date of Patent:** **** Jul. 18, 2006**

(54) **REAR BUMPER FOR AN AUTOMOBILE**

D507,513 S * 7/2005 Kamimura et al. D12/169

(75) Inventors: **Takanori Tsubaki**, Kanagawa-ken (JP);
Takahiro Minami, Kanagawa-ken (JP)

(73) Assignee: **Toyota Jidosha Kabushiki Kaisha** (JP)

(**) Term: **14 Years**

(21) Appl. No.: **29/233,911**

(22) Filed: **Jul. 11, 2005**

(51) **LOC (8) Cl.** **12-16**

(52) **U.S. Cl.** **D12/169**

(58) **Field of Classification Search** D12/90-92,
D12/86, 169, 196; 296/180.1, 180.2; 293/102,
293/113, 115, 117, 120

See application file for complete search history.

(56) **References Cited**

U.S. PATENT DOCUMENTS

D468,674 S	*	1/2003	Laster et al.	D12/196
D477,258 S	*	7/2003	Hayashi	D12/169
D490,755 S	*	6/2004	Platto et al.	D12/169
D490,756 S	*	6/2004	Velazco	D12/169
D506,956 S	*	7/2005	Wakasugi et al.	D12/169

OTHER PUBLICATIONS

Toyota, Fun Cargo 2001, Brochure of Fun Cargo, Aug. 2001,
p. 2.
Toyota, Will Cypha 2004, Brochure of Will Cypha, May
2004.

* cited by examiner

Primary Examiner—Melody N. Brown

(74) *Attorney, Agent, or Firm*—SAIDMAN DesignLaw
Group

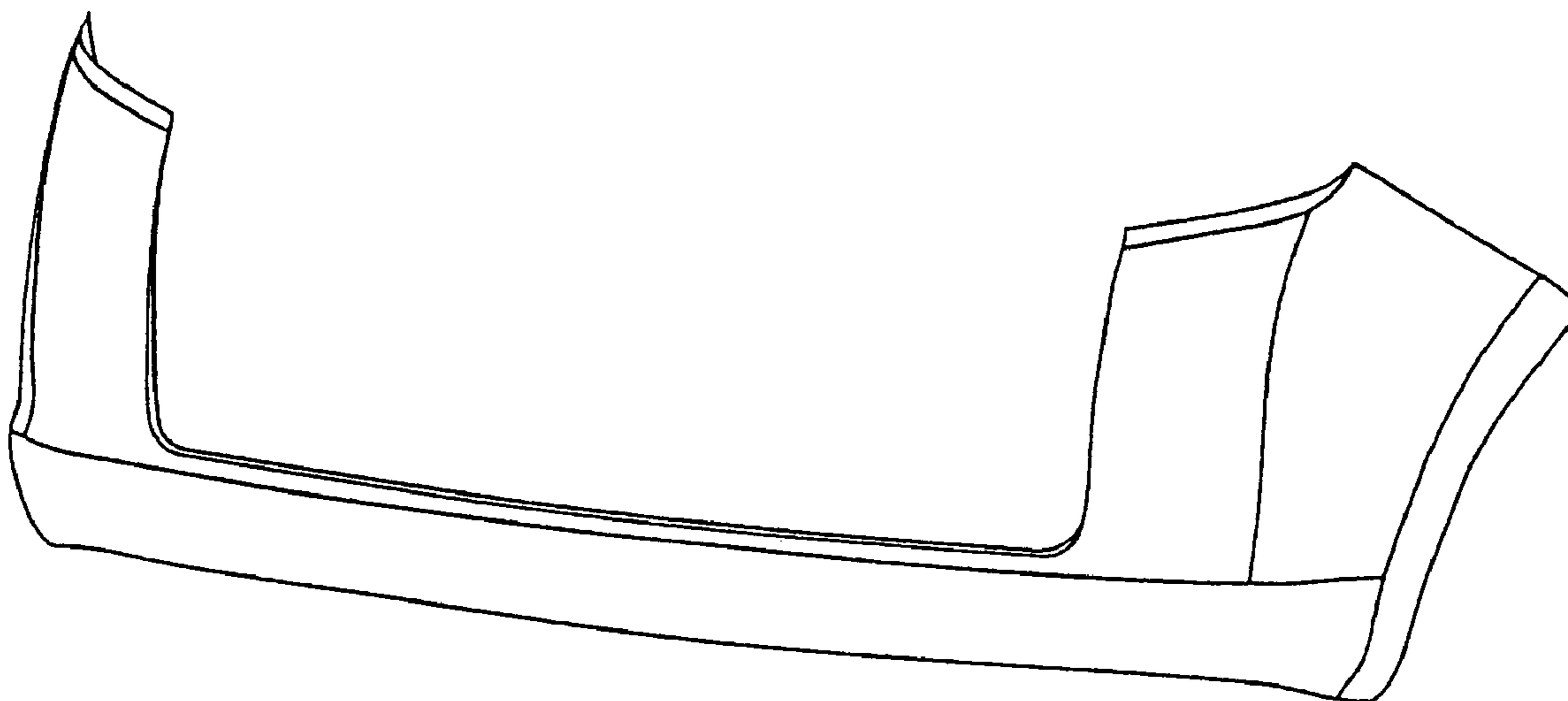
(57) **CLAIM**

The ornamental design for a rear bumper for an automobile,
as shown and described.

DESCRIPTION

FIG. 1 is a perspective view of a rear bumper for an
automobile showing our new design;
FIG. 2 is a front view thereof;
FIG. 3 is a top view thereof;
FIG. 4 is a bottom view thereof; and,
FIG. 5 is a right-side view thereof.

1 Claim, 4 Drawing Sheets



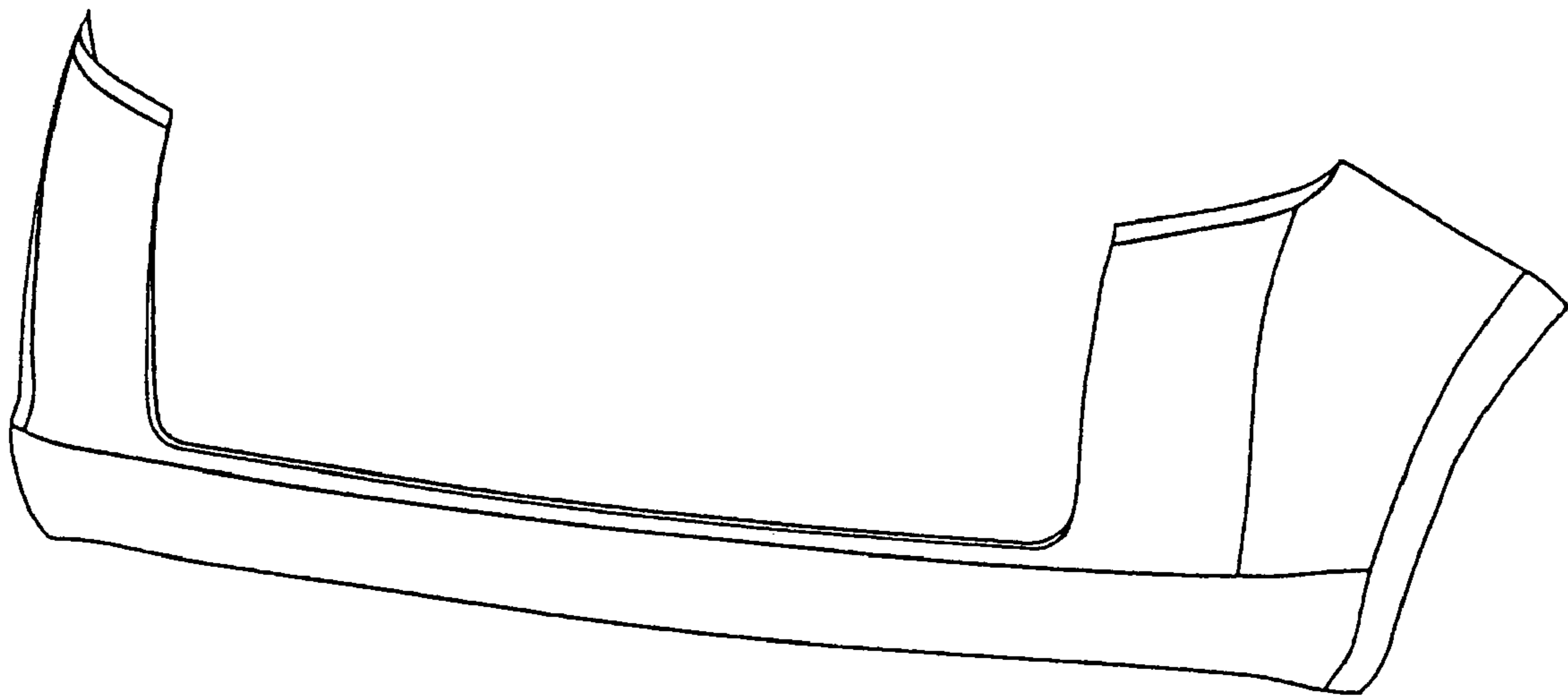


FIG. 1



FIG. 2



FIG. 3




FIG. 4

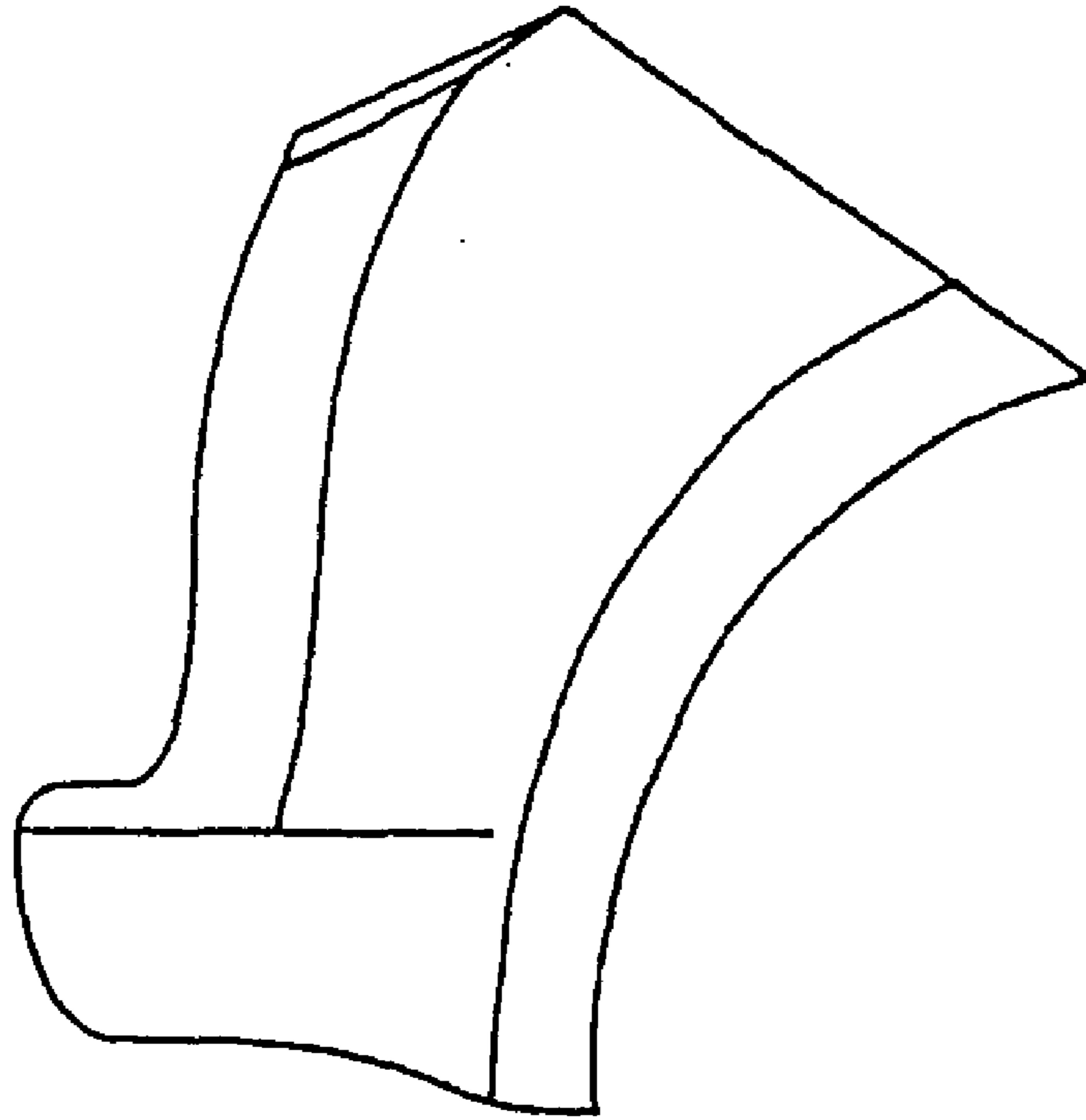


FIG. 5