

US00D525175S

(12) **United States Design Patent**
Konaka

(10) **Patent No.:** **US D525,175 S**

(45) **Date of Patent:** **** Jul. 18, 2006**

(54) **AUTOMOBILE**

(75) Inventor: **Manabu Konaka**, Wako (JP)

(73) Assignee: **Honda Motor Co., Ltd.**, Tokyo (JP)

(**) Term: **14 Years**

(21) Appl. No.: **29/234,350**

(22) Filed: **Jul. 18, 2005**

(30) **Foreign Application Priority Data**

Jan. 20, 2005 (JP) 2005-001315

(51) **LOC (8) Cl.** **12-08**

(52) **U.S. Cl.** **D12/92**

(58) **Field of Classification Search** D12/90-92,
D12/86; D21/424, 433; 296/185

See application file for complete search history.

(56) **References Cited**

U.S. PATENT DOCUMENTS

- D473,491 S * 4/2003 Tanabe et al. D12/92
- D473,492 S * 4/2003 Okumoto et al. D12/92
- D486,423 S * 2/2004 Ikeda et al. D12/92

- D500,710 S * 1/2005 Saito et al. D12/92
- D500,711 S * 1/2005 Saito et al. D12/92
- D501,645 S * 2/2005 Hosoda et al. D12/92
- D508,877 S * 8/2005 Minami D12/92
- D512,342 S * 12/2005 Okazaki et al. D12/92

* cited by examiner

Primary Examiner—Melody N. Brown

(74) *Attorney, Agent, or Firm*—Westerman, Hattori,
Daniels & Adrian, LLP.

(57) **CLAIM**

The ornamental design for, an automobile, as shown and described.

DESCRIPTION

FIG. 1 is a front elevation view of an automobile, showing my new design;

FIG. 2 is a left side elevation view thereof;

FIG. 3 is a right side elevation view thereof; and

FIG. 4 is a top plan view thereof; and,

FIG. 5 is a another perspective view thereof.

The broken lines in the drawings are illustrative purposes only and form no part of the claimed design.

1 Claim, 5 Drawing Sheets

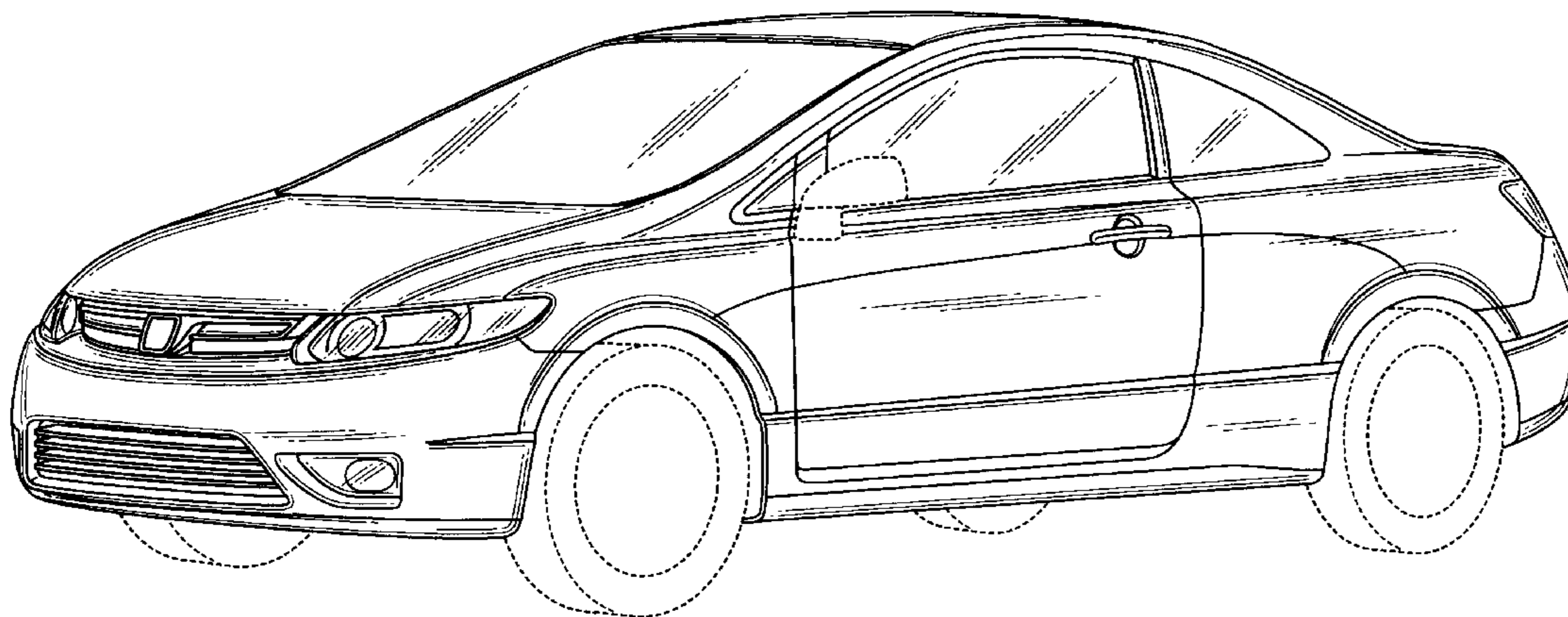


Fig. 1

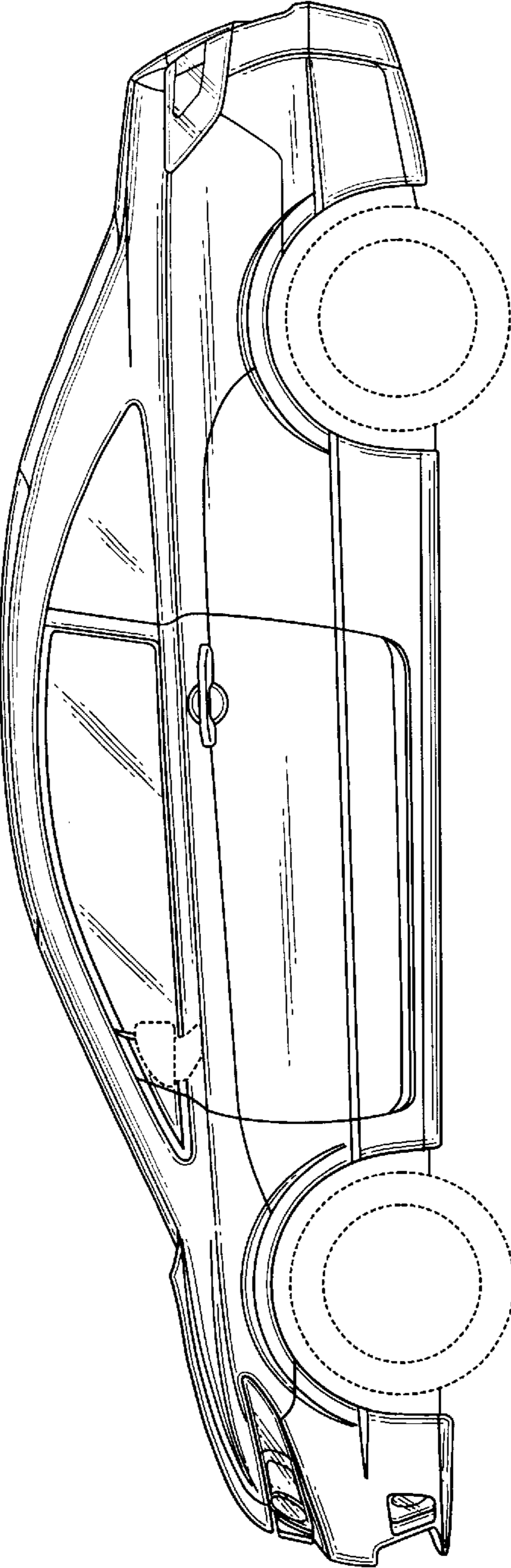


Fig. 2

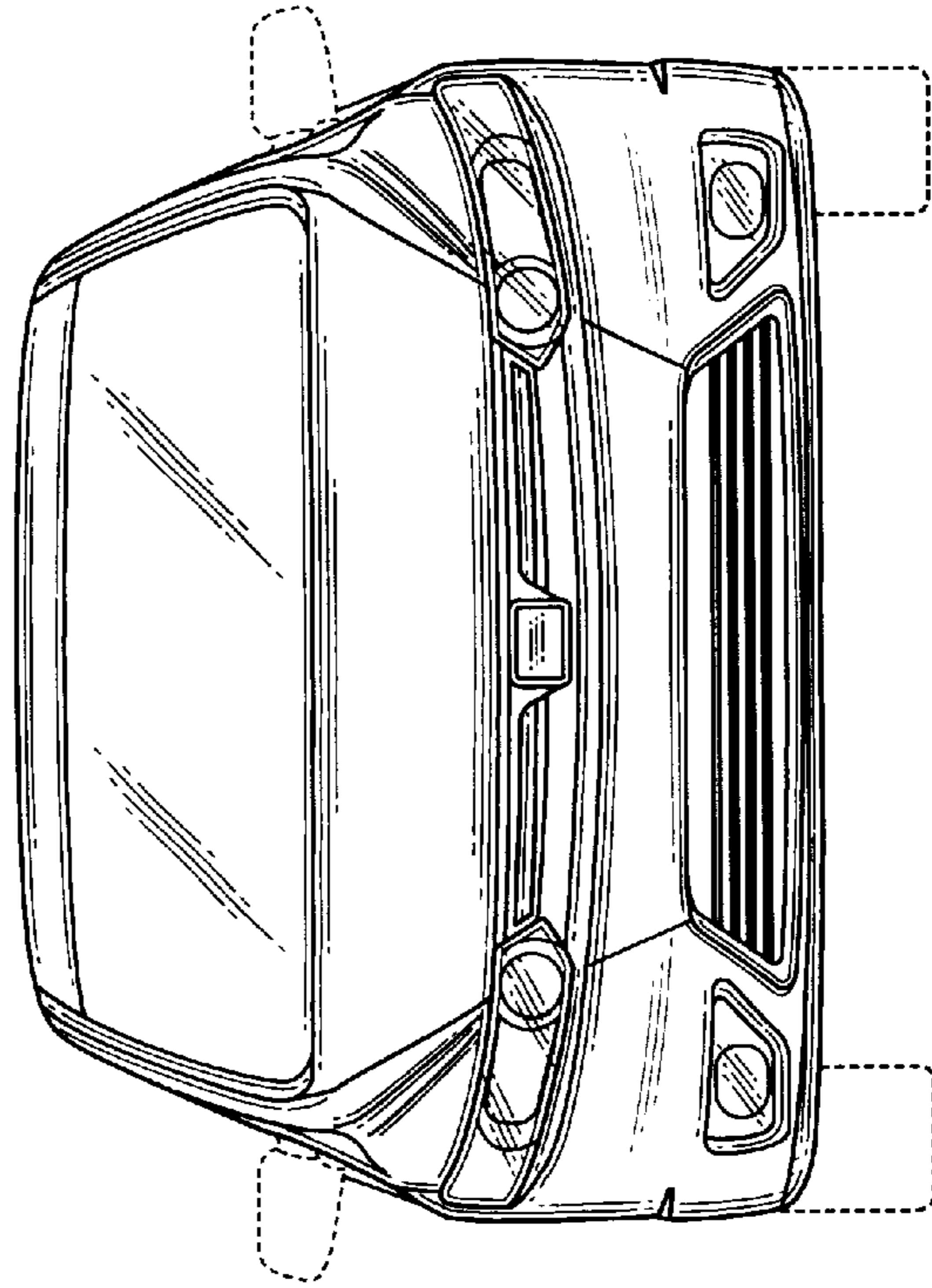


Fig. 3

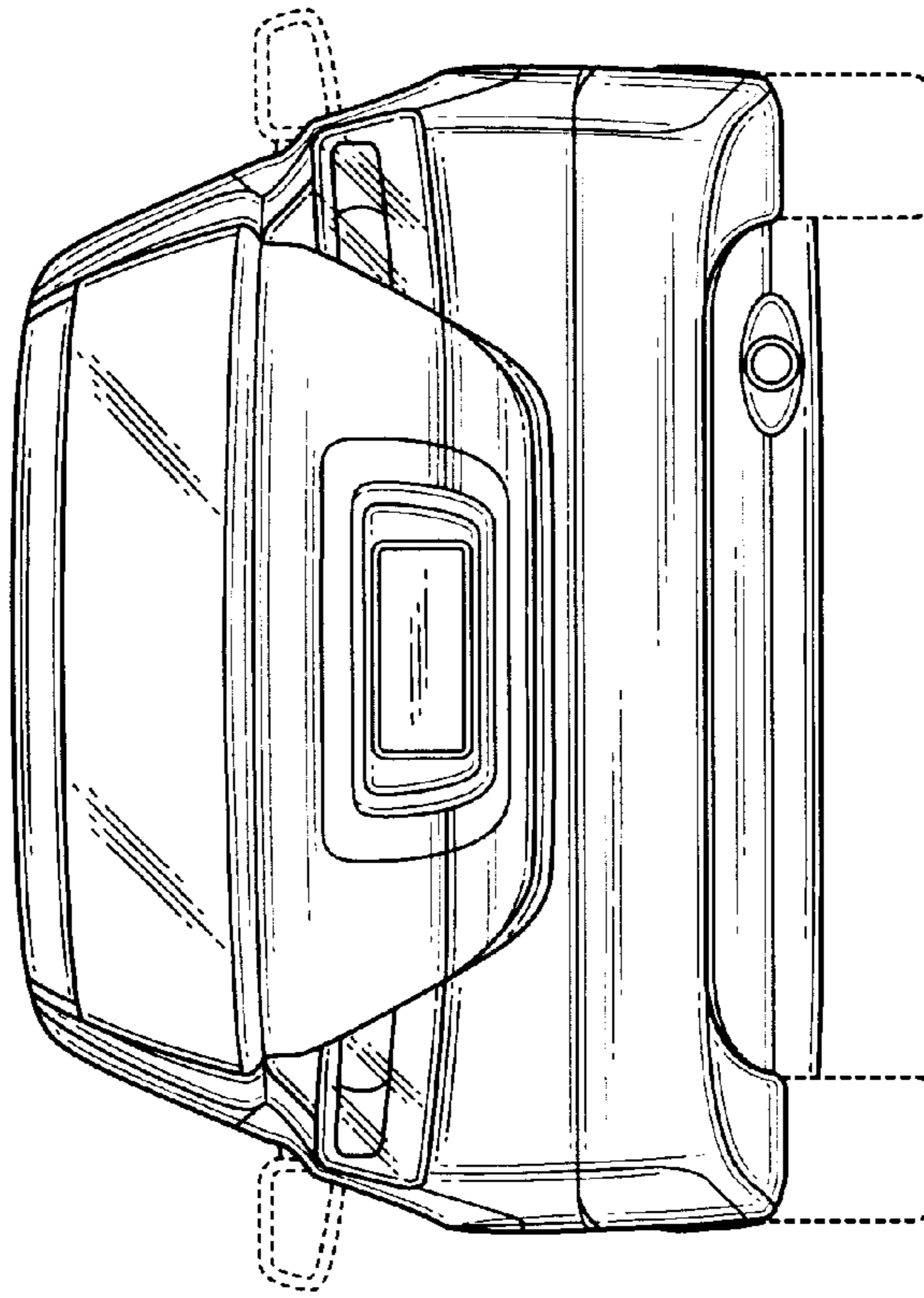


Fig. 4

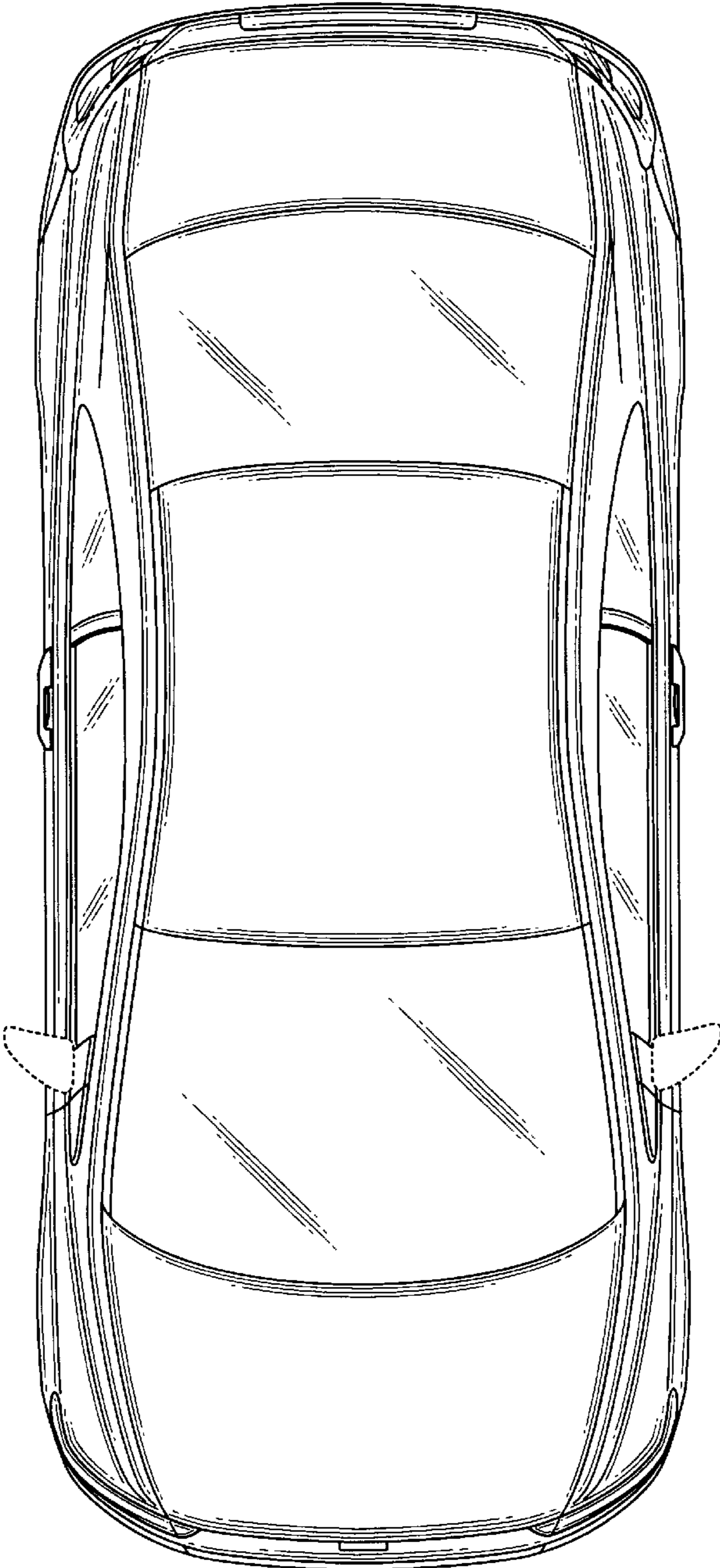


Fig. 5

