



US00D525168S

(12) **United States Design Patent**
Pontaoe

(10) **Patent No.:** **US D525,168 S**

(45) **Date of Patent:** **** Jul. 18, 2006**

(54) **HOOK ATTACHMENT DEVICE**

(56)

References Cited

(75) Inventor: **John S. Pontaoe**, Chicago, IL (US)

U.S. PATENT DOCUMENTS

(73) Assignee: **Illinois Tool Works Inc**, Glenview, IL (US)

D19,860 S	5/1890	Hubbard	D11/231
D250,299 S	11/1978	Rowell	D11/208
D254,939 S	5/1980	Lober	D11/208
D269,824 S	7/1983	Kanzaka	D11/210
D301,993 S	7/1989	Daniels	D11/208
D442,070 S	5/2001	Yoshiguchi	D8/367
D443,502 S	6/2001	Yoshiguchi	D8/367
D448,986 S	10/2001	Cook et al.	D8/367
D480,841 S	10/2003	Bird	D30/138

(**) Term: **14 Years**

(21) Appl. No.: **29/225,608**

(22) Filed: **Mar. 18, 2005**

Related U.S. Application Data

Primary Examiner—Ralf Seifert

(62) Division of application No. 29/187,557, filed on Aug. 1, 2003, now Pat. No. Des. 509,459, which is a continuation of application No. 29/153,232, filed on Jan. 3, 2002, now abandoned.

(74) *Attorney, Agent, or Firm*—Paul F. Donovan; Mark W. Croll

(51) **LOC (8) Cl.** **02-07**

(57)

CLAIM

(52) **U.S. Cl.** **D11/208**

The ornamental design for a hook attachment device, as shown and described herein.

(58) **Field of Classification Search** D11/200,

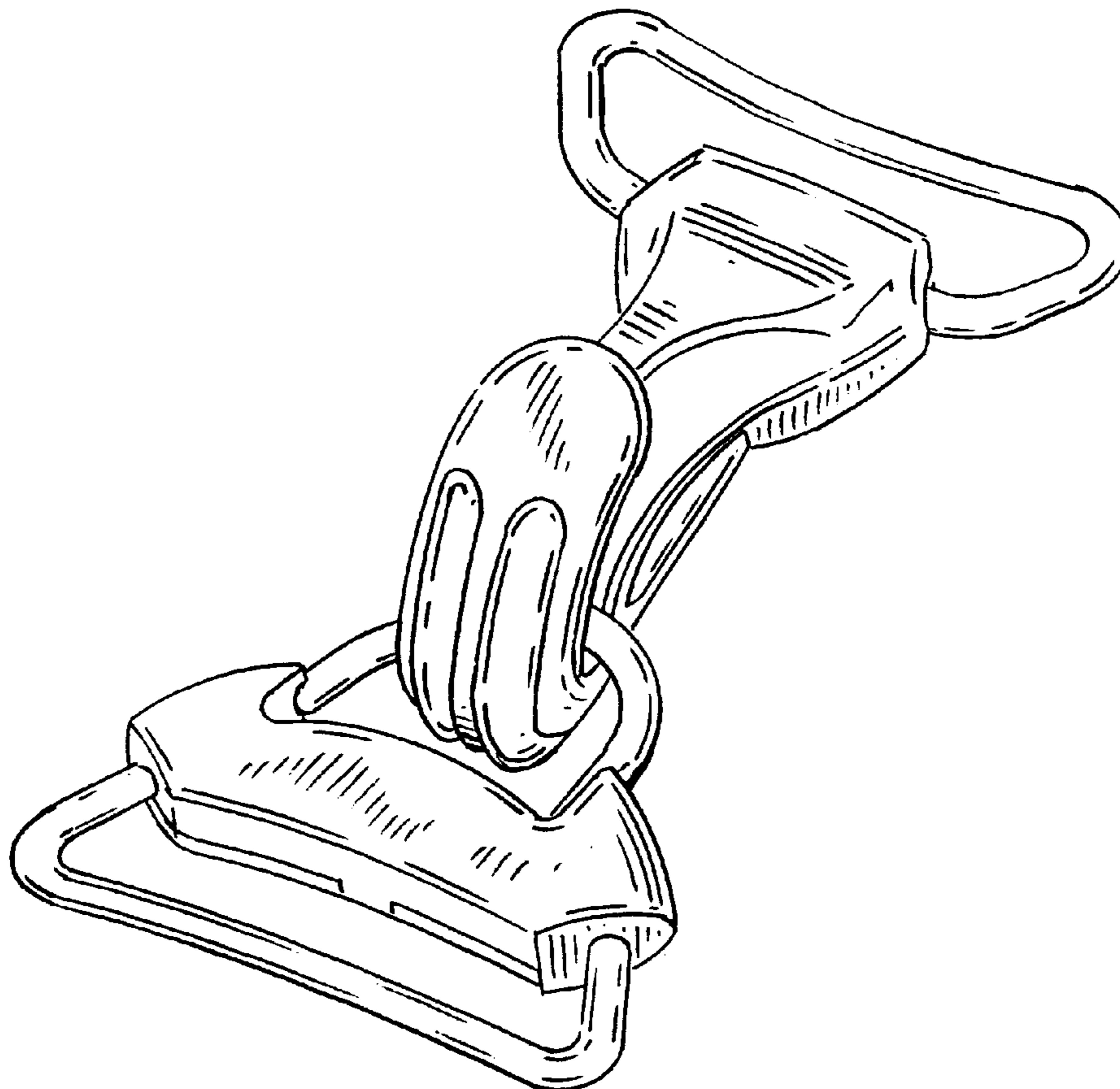
DESCRIPTION

D11/201, 208–210, 212–218, 220, 230–234, D11/236–237, 86–87, 94; 63/15.2, 15; 24/307, 24/625, 616, 200, 196, 171, 169, 112, 614, 24/615

FIG. 1 is a front elevational view of a hook attachment device showing my new design; and, FIG. 2 is a perspective view.

See application file for complete search history.

1 Claim, 1 Drawing Sheet



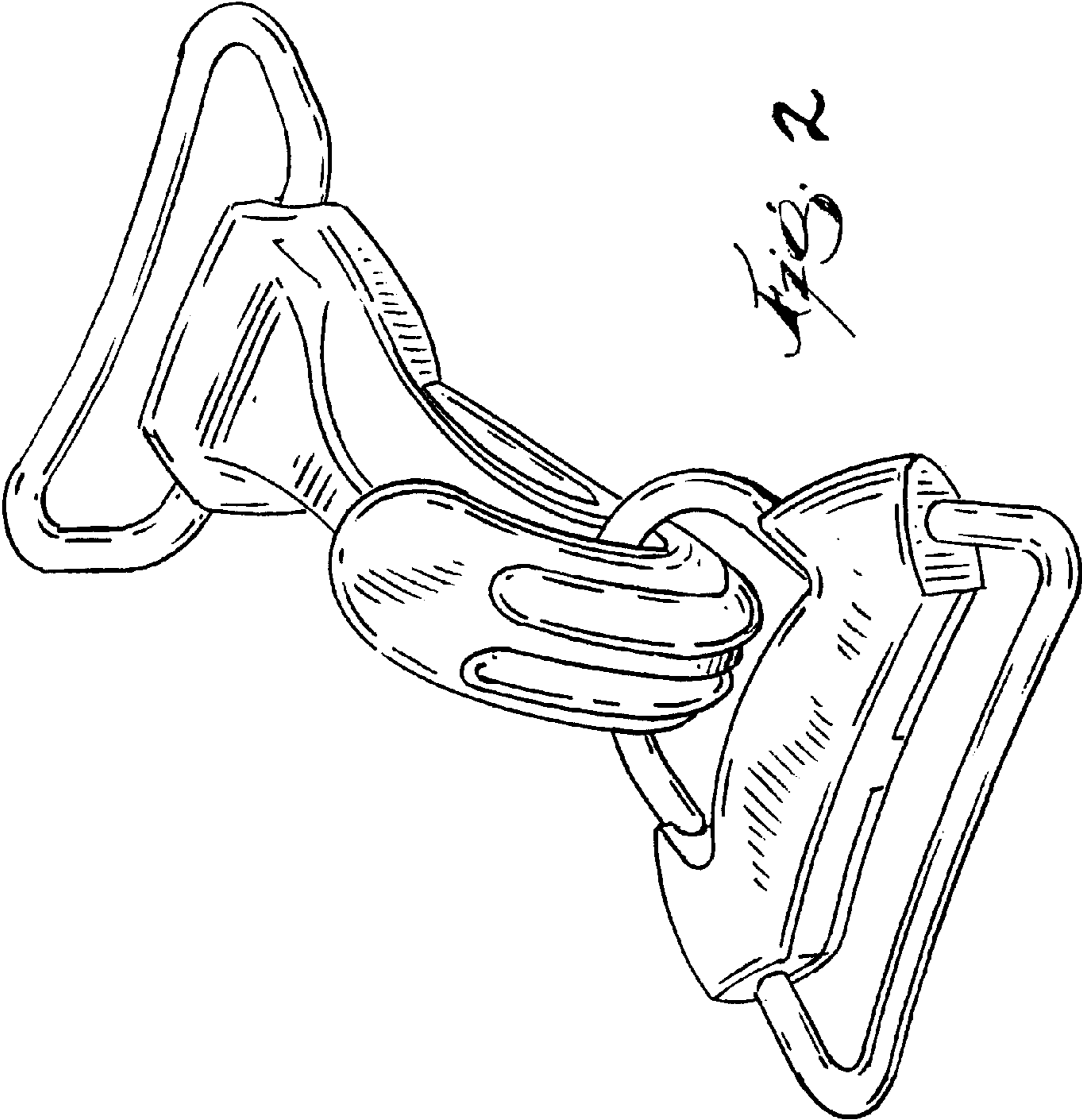


FIG. 2

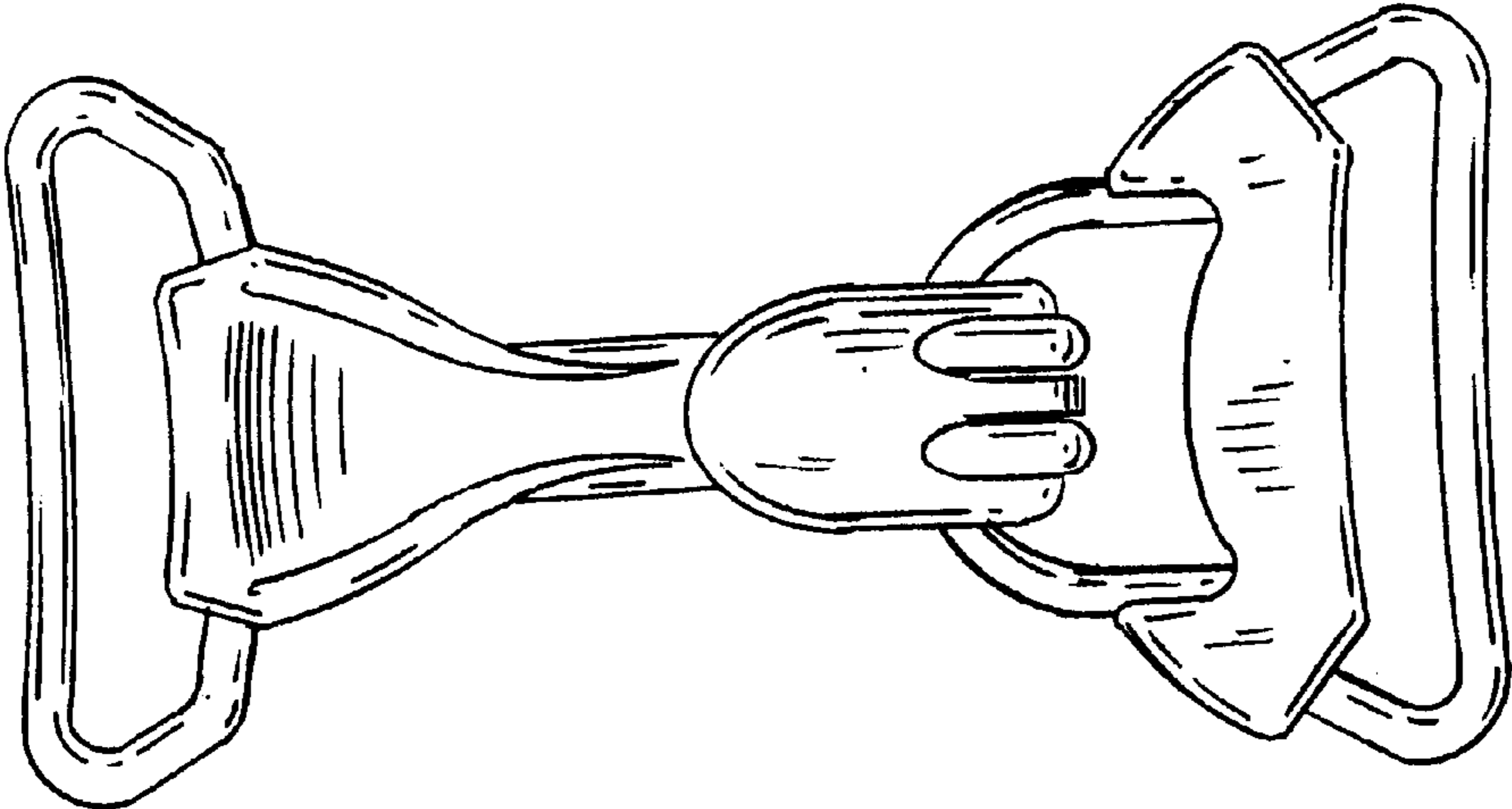


FIG. 1