



US00D525149S

(12) **United States Design Patent**
Plan

(10) **Patent No.:** **US D525,149 S**

(45) **Date of Patent:** **** Jul. 18, 2006**

(54) **WRISTWATCH**

(75) Inventor: **Philippe Plan**, Satigny (CH)

(73) Assignee: **Harry Winston Ultimate Timepiece SA**, Geneva (CH)

(**) Term: **14 Years**

(21) Appl. No.: **29/194,094**

(22) Filed: **Nov. 20, 2003**

(30) **Foreign Application Priority Data**

Jun. 4, 2003 (WO) DMA/006 100

(51) **LOC (8) Cl.** **10-32**

(52) **U.S. Cl.** **D10/32**

(58) **Field of Classification Search** D10/1-40,
D10/122-132; 368/276-277, 281-282, 285;
D11/3-25; 63/1.1, 3, 5, 11; 224/164, 168,
224/178

See application file for complete search history.

(56) **References Cited**

U.S. PATENT DOCUMENTS

- D64,870 S * 6/1924 Strasser D10/39
- D64,871 S * 6/1924 Strasser D10/39
- D73,960 S * 11/1927 Becker D10/36
- D83,455 S * 2/1931 Lighthipe D10/108

- D143,816 S * 2/1946 Flatau D11/4
- D250,693 S * 1/1979 Perrin D10/39
- D250,695 S * 1/1979 Perrin D10/39
- D309,864 S * 8/1990 Woomer D10/39
- D361,276 S * 8/1995 Wyss D10/30
- D399,435 S * 10/1998 Gogniat D10/39
- D401,512 S * 11/1998 Coquerel D10/32
- D454,802 S * 3/2002 Hegi D10/39

* cited by examiner

Primary Examiner—Nelson C. Holtje

(74) *Attorney, Agent, or Firm*—Sughrue Mion, PLLC

(57) **CLAIM**

The ornamental design for a wristwatch, as shown.

DESCRIPTION

FIG. 1 is a perspective view of the top, front and right side of a wristwatch showing my new design;

FIG. 2 is a perspective view of the top rear and left side thereof;

FIG. 3 is a front view thereof;

FIG. 4 is a rear view thereof;

FIG. 5 is a right side view thereof;

FIG. 6 is a left side view thereof;

FIG. 7 is a top view thereof; and,

FIG. 8 is a bottom view thereof.

1 Claim, 2 Drawing Sheets




FIG. 1




FIG. 2



FIG. 3

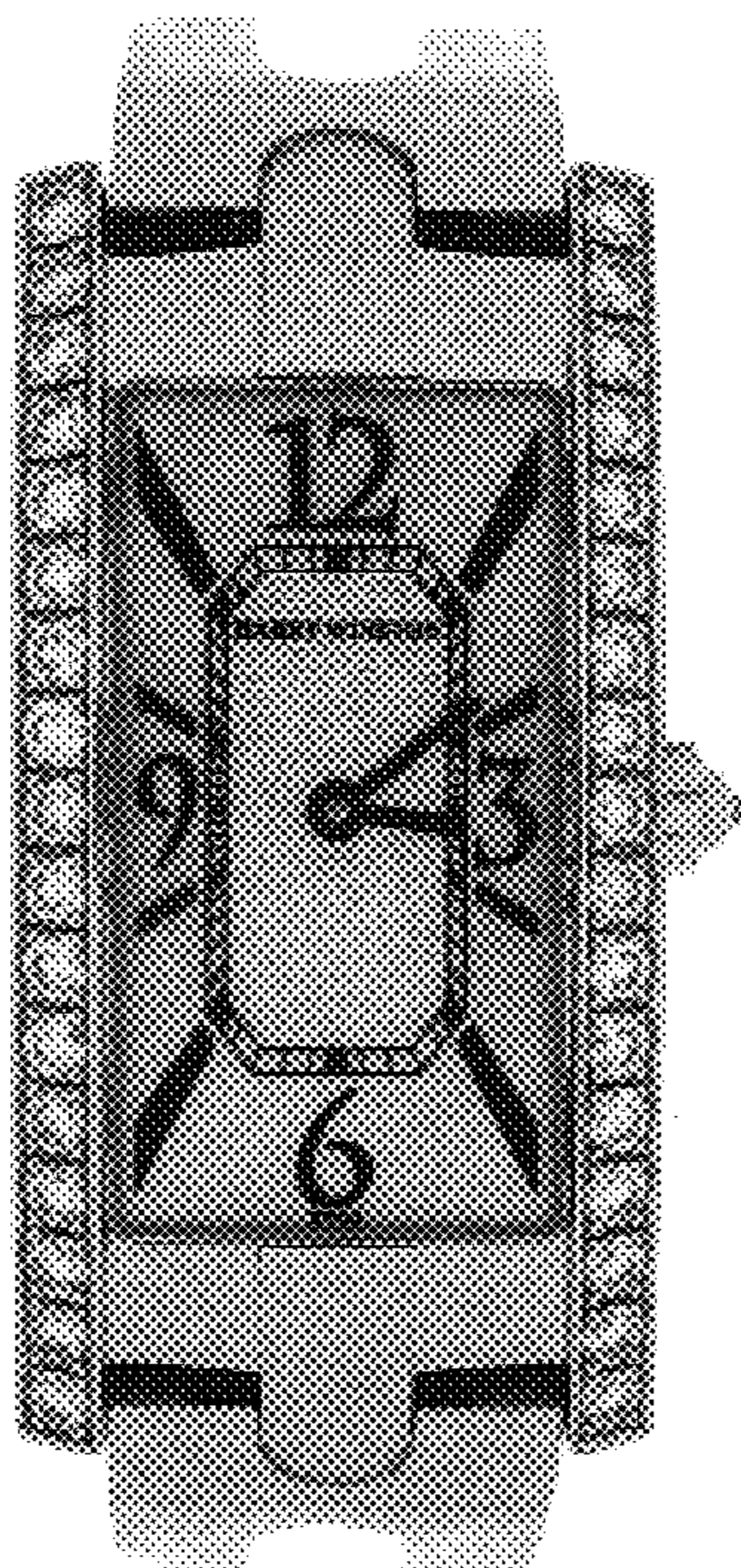


FIG. 4




FIG. 5

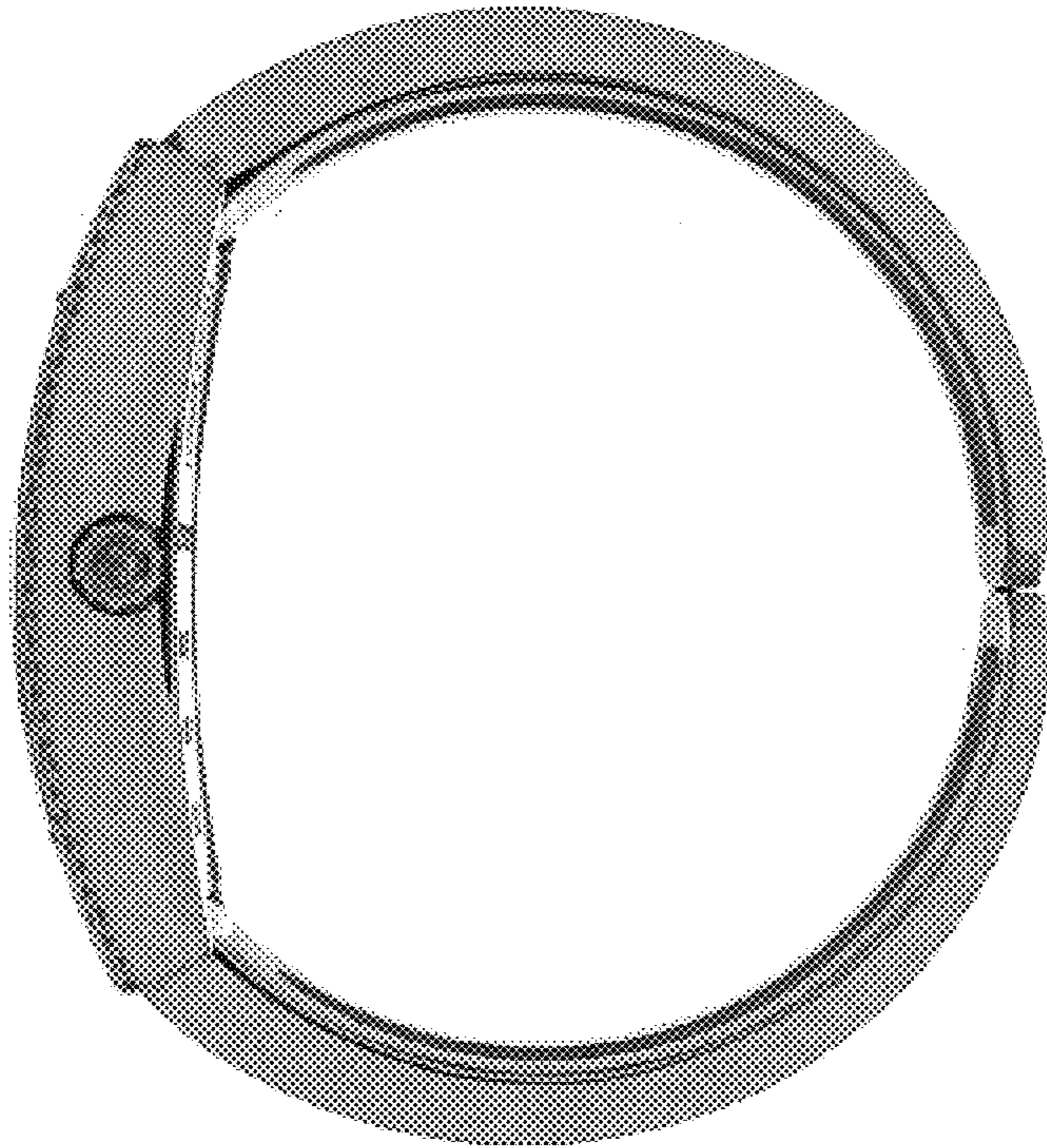


FIG. 7




FIG. 6




FIG. 8

