

US00D525144S

(12) **United States Design Patent**  
**Risgalla**

(10) **Patent No.:** **US D525,144 S**  
(45) **Date of Patent:** **\*\* Jul. 18, 2006**

(54) **FLEXIBLE PACKAGING**

(75) Inventor: **Eric Risgalla**, Geneva (CH)

(73) Assignee: **Pakerman S.A.**, Geneva (CH)

(\*\*) Term: **14 Years**

5,411,178 A	5/1995	Roders et al.	
5,761,884 A	6/1998	Tobolka	
D418,343 S	*	1/2000	Azar ..... D6/542
6,174,083 B1	1/2001	Delefortrie et al.	
6,220,702 B1	*	4/2001	Nakamura et al. .... 347/86
D505,081 S	*	5/2005	Risgalla ..... D9/707
D505,861 S	*	6/2005	Risgalla ..... D9/707

(21) Appl. No.: **29/215,893**

(22) Filed: **Oct. 26, 2004**

(30) **Foreign Application Priority Data**

Apr. 27, 2004 (CH) ..... 130670

(51) **LOC (8) Cl.** ..... **09-05**

(52) **U.S. Cl.** ..... **D9/707**

(58) **Field of Classification Search** ..... D9/702-710,  
D9/713-714, 720, 722, 711; D28/118, 207,  
D28/224; 383/61.2, 104, 200

See application file for complete search history.

(56) **References Cited**

**U.S. PATENT DOCUMENTS**

769,810 A	9/1904	Whitmore	
2,947,653 A	*	8/1960	Fohr ..... 156/217
3,278,085 A	10/1966	Brown	
3,815,794 A	6/1974	Carlisle	
4,890,744 A	1/1990	Lane, Jr. et al.	
4,988,016 A	1/1991	Hawkins et al.	
D318,795 S	*	8/1991	Christine ..... D9/696
5,228,782 A	7/1993	Imer	
5,333,758 A	8/1994	Jamison et al.	
5,373,966 A	12/1994	O'Reilly et al.	

**FOREIGN PATENT DOCUMENTS**

BE	876856	1/1979
EP	0531429 B1	12/1995

\* cited by examiner

*Primary Examiner*—Stella Reid  
*Assistant Examiner*—Rashida C. McCoy  
(74) *Attorney, Agent, or Firm*—Clifford W. Browning;  
Woodard, Emhardt, Moriarty McNett & Henry LLP

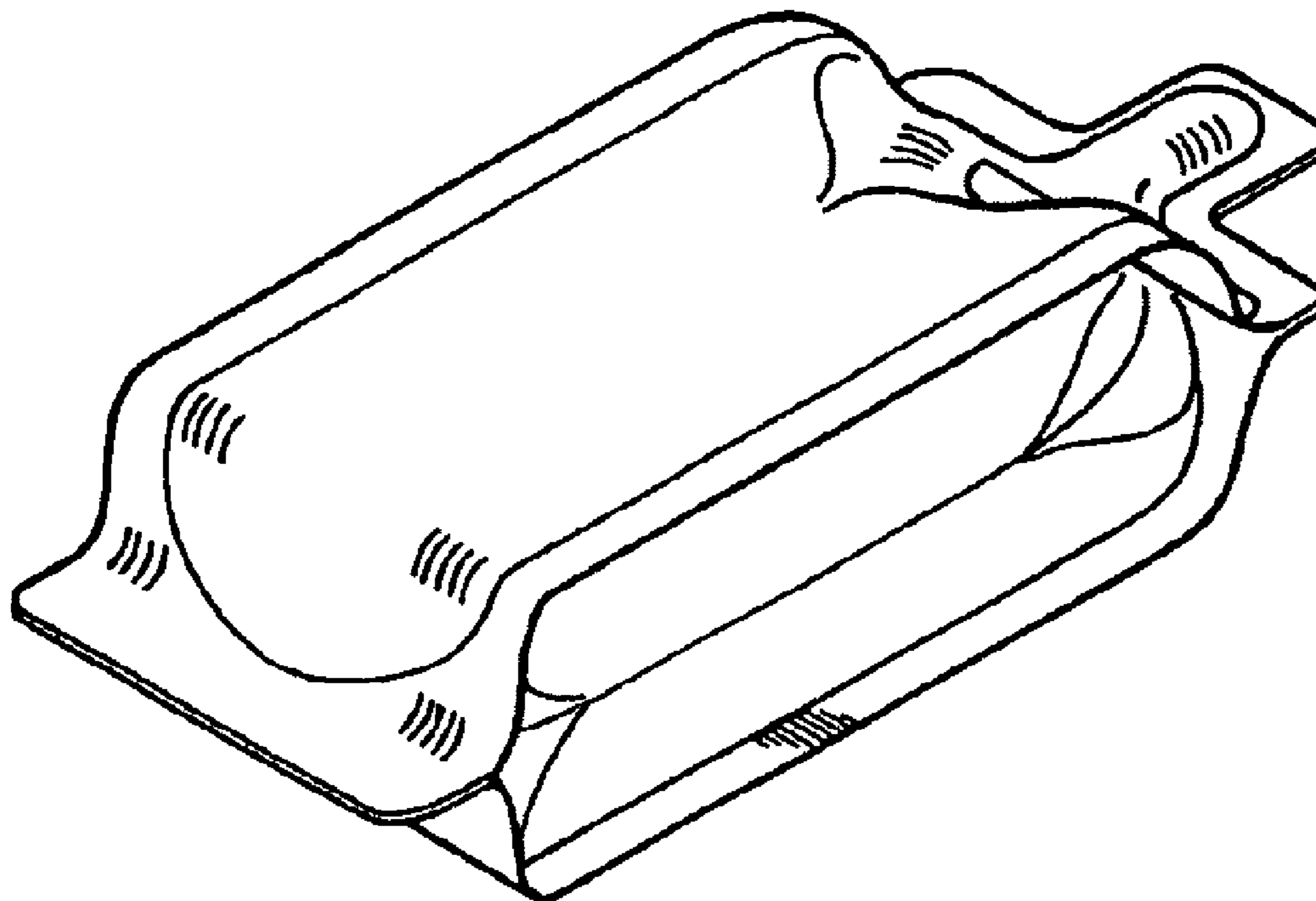
(57) **CLAIM**

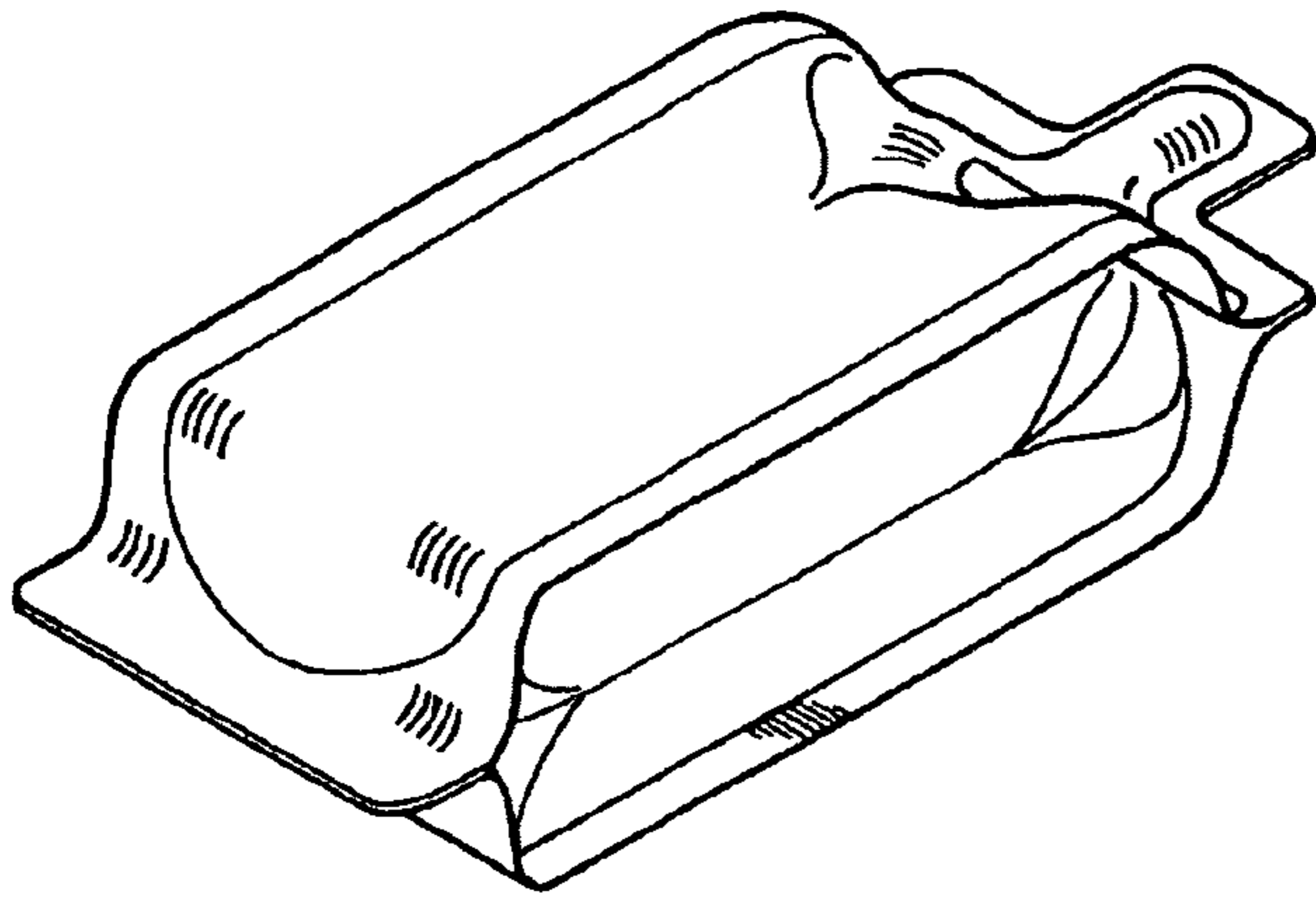
The ornamental design for flexible packaging, as shown and described.

**DESCRIPTION**


FIG. 1 is a perspective view of the flexible packaging showing my new design;  
FIG. 2 is a front view thereof;  
FIG. 3 is a rear view thereof;  
FIG. 4 is a top plan view thereof;  
FIG. 5 is a bottom plan view thereof;  
FIG. 6 is a left side view thereof; and,  
FIG. 7 is a right side view thereof.

**1 Claim, 1 Drawing Sheet**






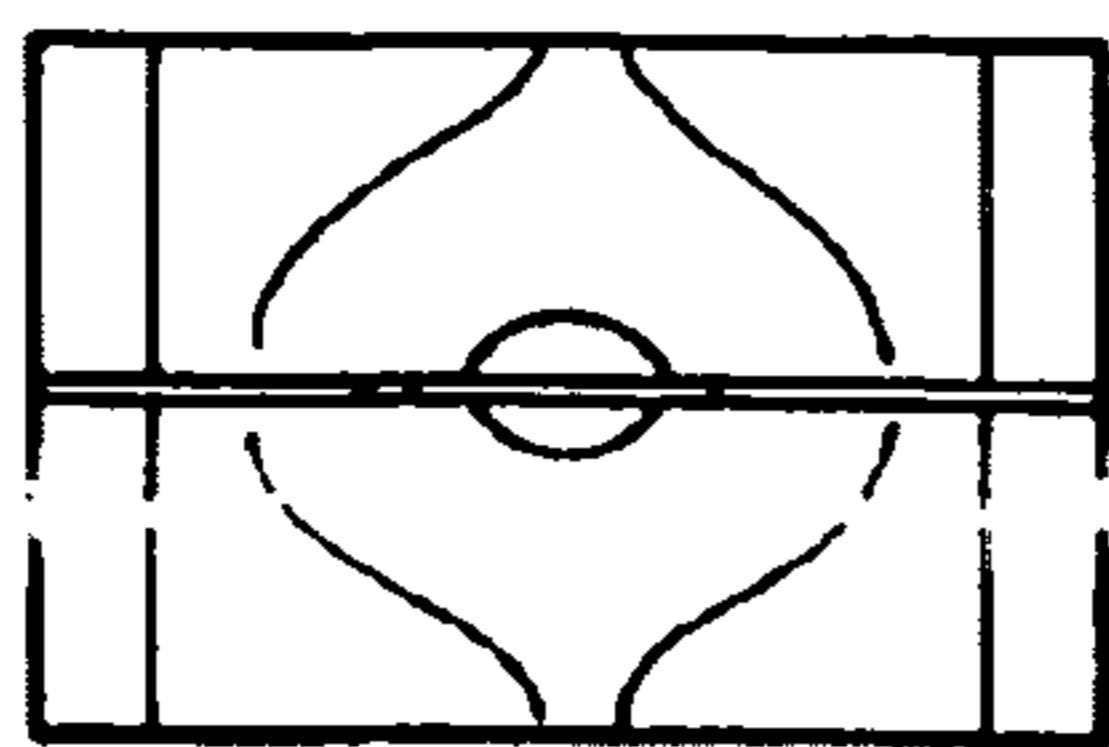
**Fig. 1**



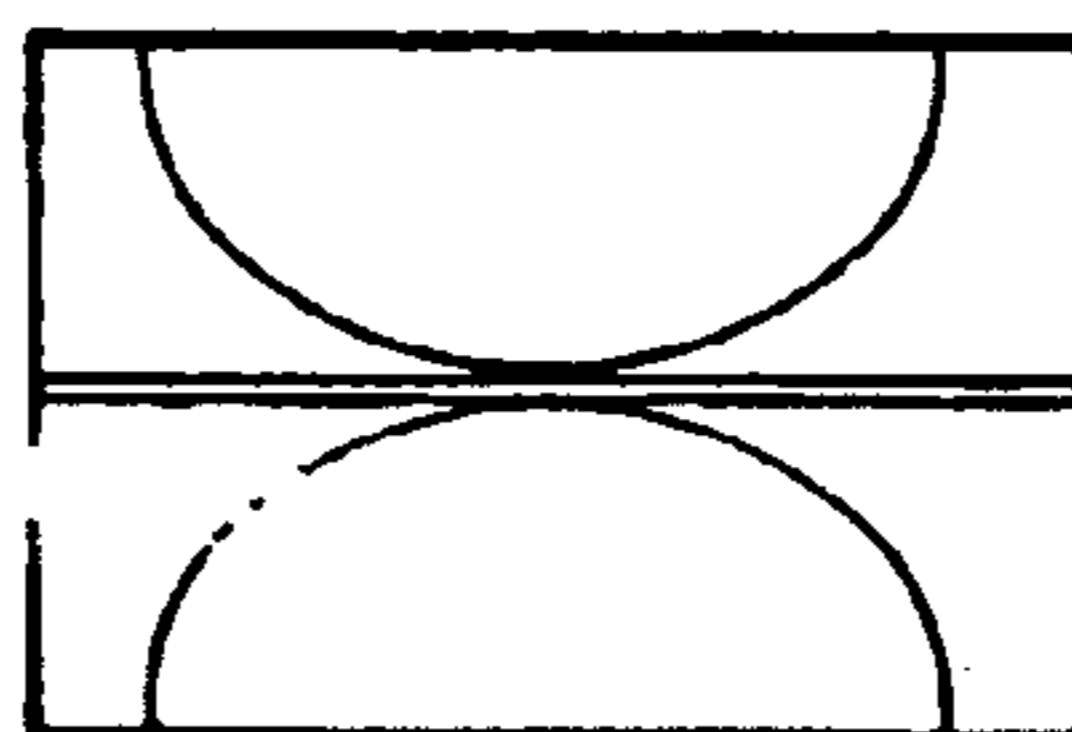
**Fig. 2**



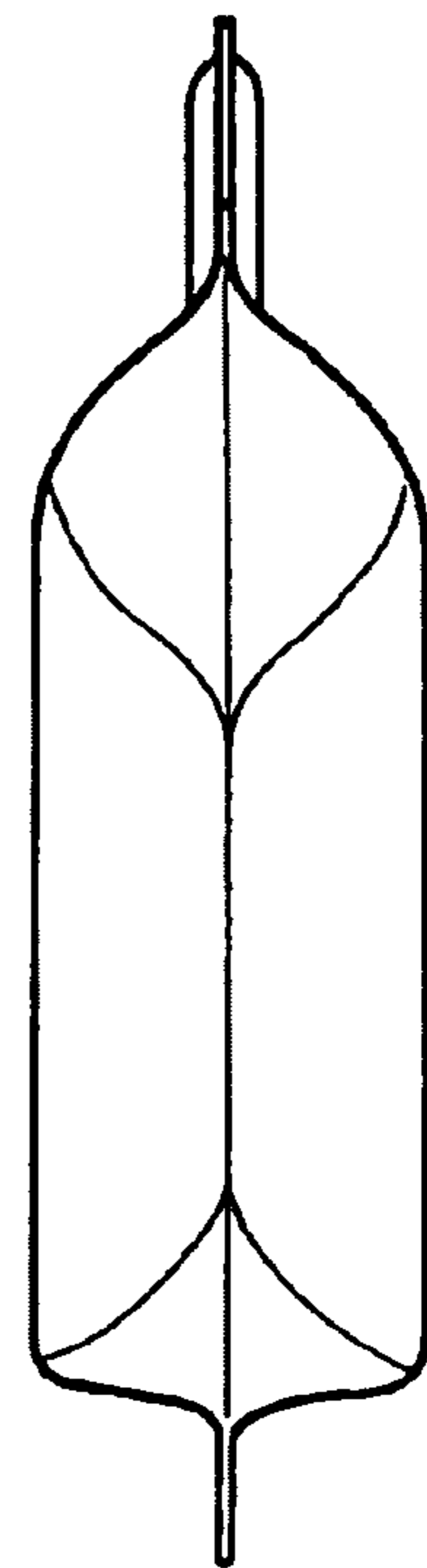
**Fig. 3**



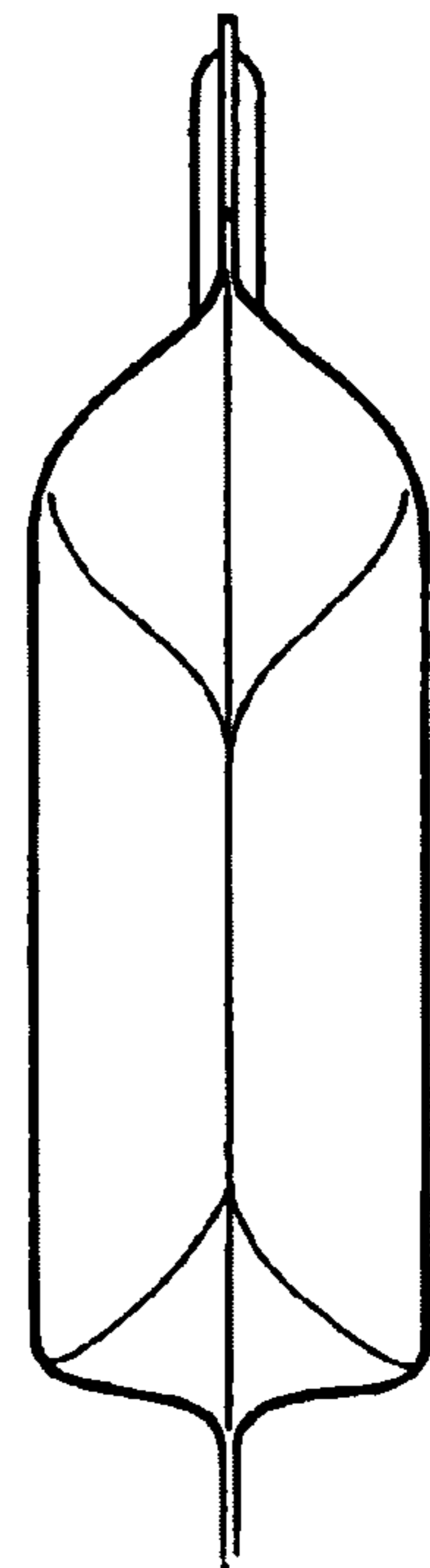
**Fig. 4**



**Fig. 5**



**Fig. 6**



**Fig. 7**