

US00D525138S

(12) **United States Design Patent**  
**Shmagin et al.**

(10) **Patent No.:** **US D525,138 S**  
(45) **Date of Patent:** **\*\* Jul. 18, 2006**

(54) **BOTTLE**

(75) Inventors: **Dmitriy L. Shmagin**, Itasca, IL (US);  
**Randall W. Brown**, Chicago, IL (US);  
**Todd M. Brueck**, Chicago, IL (US);  
**Danielle S. Koltenuk**, Chicago, IL (US)

(73) Assignee: **Stokely-van Camp, Inc.**, Chicago, IL (US)

(\*\*) Term: **14 Years**

(21) Appl. No.: **29/214,292**

(22) Filed: **Sep. 30, 2004**

(51) **LOC (8) Cl.** ..... **09-01**

(52) **U.S. Cl.** ..... **D9/538; D9/520; D9/553**

(58) **Field of Classification Search** ..... D9/516,

D9/520, 530, 537-539, 549, 551, 553, 556-558;

215/379, 381-385, 387; 220/675

See application file for complete search history.

(56) **References Cited**

**U.S. PATENT DOCUMENTS**

5,178,289	A	1/1993	Krishnakumar et al.	
5,279,433	A	1/1994	Krishnakumar et al.	
5,341,946	A	8/1994	Vaillencourt et al.	
5,704,503	A *	1/1998	Krishnakumar et al.	.... 215/381
D411,453	S *	6/1999	Piccioli et al.	..... D9/538
5,971,184	A *	10/1999	Krishnakumar et al.	.... 215/384
D436,043	S *	1/2001	Krishnakumar et al.	..... D9/537
D442,492	S	5/2001	Krishnakumar et al.	
D442,867	S	5/2001	Krishnakumar et al.	
D443,827	S	6/2001	Krishnakumar et al.	
D445,693	S *	7/2001	Rashid	..... D9/538
D446,126	S	8/2001	Bretz et al.	
6,273,282	B1 *	8/2001	Ogg et al.	..... 215/381

D454,500	S	3/2002	Bretz et al.	
D465,158	S *	11/2002	Peek et al.	..... D9/538
D467,503	S *	12/2002	Silvers et al.	..... D9/557
6,575,320	B1	6/2003	Ota et al.	
6,585,125	B1	7/2003	Peek	
D480,313	S	10/2003	Johnson et al.	
D485,765	S	1/2004	Thierjung et al.	
D488,722	S	4/2004	Evans et al.	
D488,723	S	4/2004	Evans et al.	
6,763,969	B1	7/2004	Melrose et al.	
D504,617	S *	5/2005	Pedmo et al.	..... D9/551
2005/0269284	A1 *	12/2005	Pedmo et al.	..... 215/381

\* cited by examiner

*Primary Examiner*—Ian Simmons

*Assistant Examiner*—Dana Sipos

(74) *Attorney, Agent, or Firm*—Goodwin Procter, LLP

(57) **CLAIM**

The ornamental design for a bottle, as shown and described.

**DESCRIPTION**

FIG. 1 is a perspective view of a bottle showing the new design;

FIG. 2 is a front elevational view of the bottle depicted in FIG. 1, the opposite rear elevational view being identical;

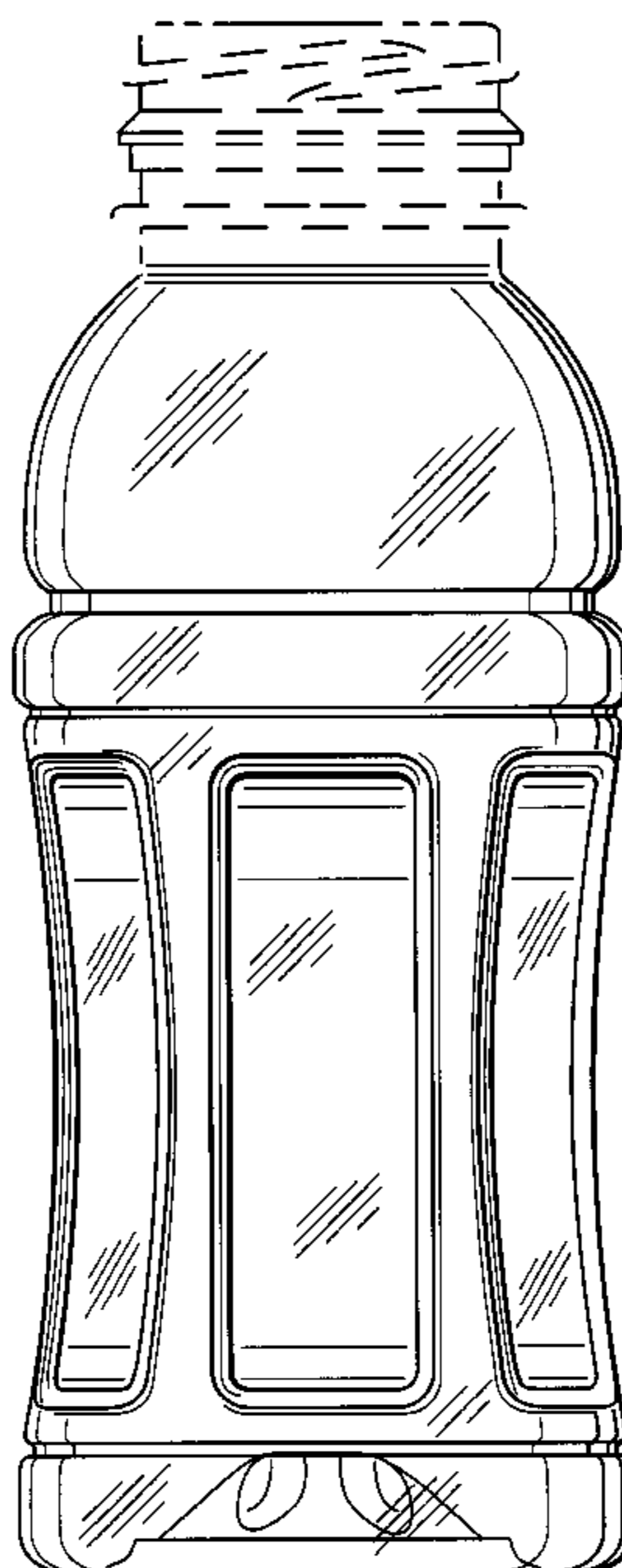
FIG. 3 is a right side elevational view of the bottle, rotated 90° clockwise; the opposite left side elevational view being identical;

FIG. 4 is a top plan view of the bottle depicted in FIG. 1; and,

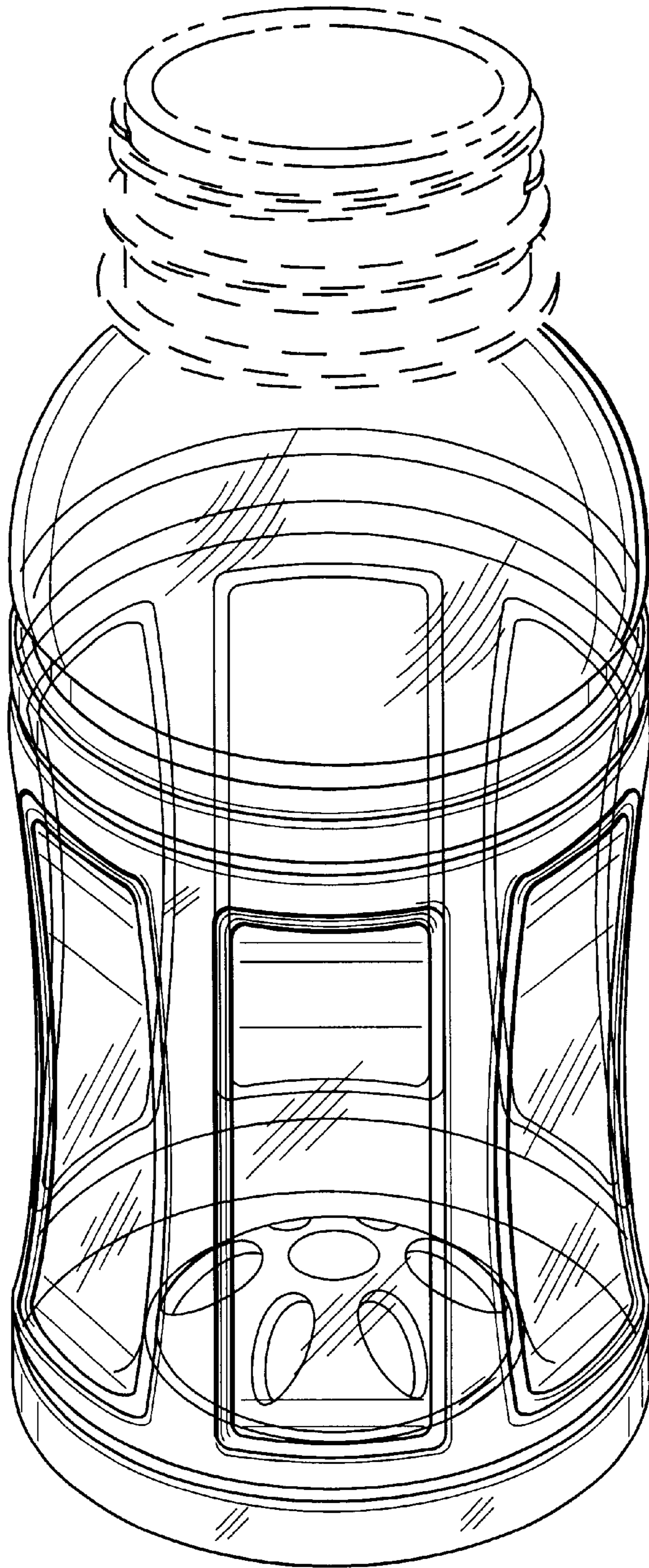
FIG. 5 is a bottom plan view of the bottle depicted in FIG. 1.

The broken lines shown in the drawings are for illustrative purposes only and form no part of the claimed design.


**1 Claim, 4 Drawing Sheets**



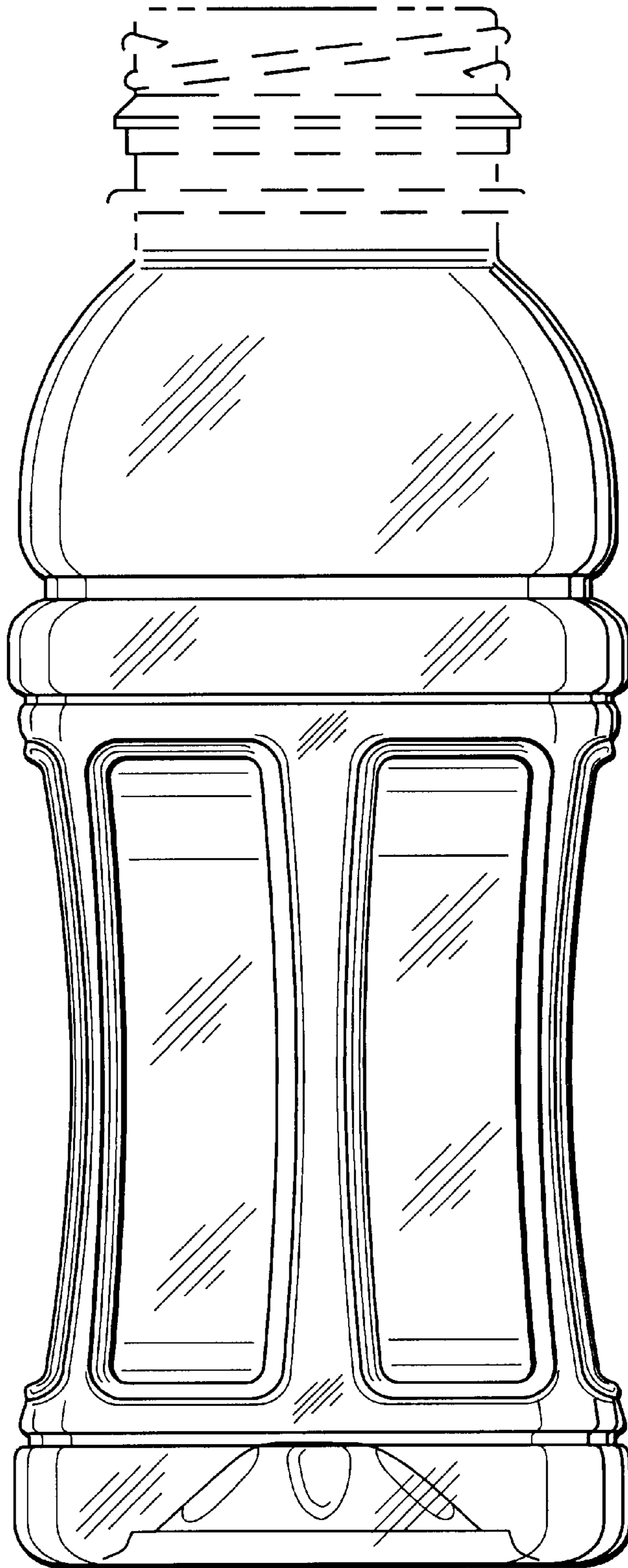
**Fig. 1**




**Fig. 2**



**Fig. 3**



**Fig. 4**



**Fig. 5**

