



US00D525134S

(12) **United States Design Patent Grant** (10) **Patent No.:** **US D525,134 S**  
(45) **Date of Patent:** **\*\* Jul. 18, 2006**

(54) **SPRAY DISPENSER**  
(75) Inventor: **Bradford S. Grant**, Bridgewater, NJ (US)  
(73) Assignee: **Warner-Lambert Company LLC**, Morris Plains, NJ (US)  
(\*\*) Term: **14 Years**  
(21) Appl. No.: **29/211,409**  
(22) Filed: **Aug. 16, 2004**  
(51) **LOC (8) Cl.** ..... **09-01**  
(52) **U.S. Cl.** ..... **D9/516; D9/535; D9/553**  
(58) **Field of Classification Search** ..... D9/414, D9/435, 443, 445, 448, 516, 521, 529, 530, D9/535, 549, 551, 553, 558, 566, 572-573, D9/682, 686-694; D28/7, 76, 91.1; D23/366; D3/215; 222/321.1-321.9; 215/382-384, 215/396, 398; D24/110  
See application file for complete search history.

EP 0601348 A1 11/1993  
FR 2702195 A1 3/1993  
FR 2545382 A1 5/1993  
GB 3009950 \* 3/2003  
WO WO9210408 A1 6/1992

**OTHER PUBLICATIONS**

U.S. Appl. No. 60,601,883, filed Aug. 16, 2004, Bradford Grant.  
U.S. Appl. No. 29/221,406, filed Aug. 16, 2004, Bradford Grant.  
U.S. Appl. No. 29/211,407, filed Aug. 16, 2004, Bradford Grant.  
U.S. Appl. No. 29/211,521, filed Aug. 16, 2004, Bradford Grant.  
U.S. Appl. No. 29/211,388, filed Aug. 16, 2004, Mark Zeh et al.  
U.S. Appl. No. 29/211,386, filed Aug. 16, 2004, Mark Zeh et al.  
U.S. Appl. No. 29/211,399, filed Aug. 16, 2004, Bradford Grant.  
U.S. Appl. No. 60/601,876, filed Aug. 16, 2004, Bradford Grant.

(56) **References Cited**

**U.S. PATENT DOCUMENTS**

595,414 A \* 12/1897 Roach ..... 215/11.1  
1,794,385 A \* 3/1931 McAtree ..... 401/60  
3,410,459 A \* 11/1968 Conley ..... 215/398 X  
D216,248 S \* 12/1969 Hills ..... D9/529  
D254,163 S \* 2/1980 Sidor ..... D9/535  
D277,549 S \* 2/1985 Martinez ..... D9/687  
D278,370 S \* 4/1985 Speitel ..... D28/91.1  
D288,491 S \* 2/1987 Speitel ..... D28/91.1  
D301,912 S \* 6/1989 Ward ..... D23/366 X  
D310,022 S \* 8/1990 Anderson ..... D9/688  
5,307,960 A 5/1994 Fay, Sr.  
5,348,193 A 9/1994 Bruckner et al.

(Continued)

**FOREIGN PATENT DOCUMENTS**

DE 7431117.8 U1 9/1974  
DE 9217863.401 12/1992  
EP 0141725 A1 10/1984  
EP 0670186 A2 12/1990

*Primary Examiner*—Carol Rademaker

(74) *Attorney, Agent, or Firm*—Evan J. Federman; Darryl C. Little; Erika Singleton Wilson

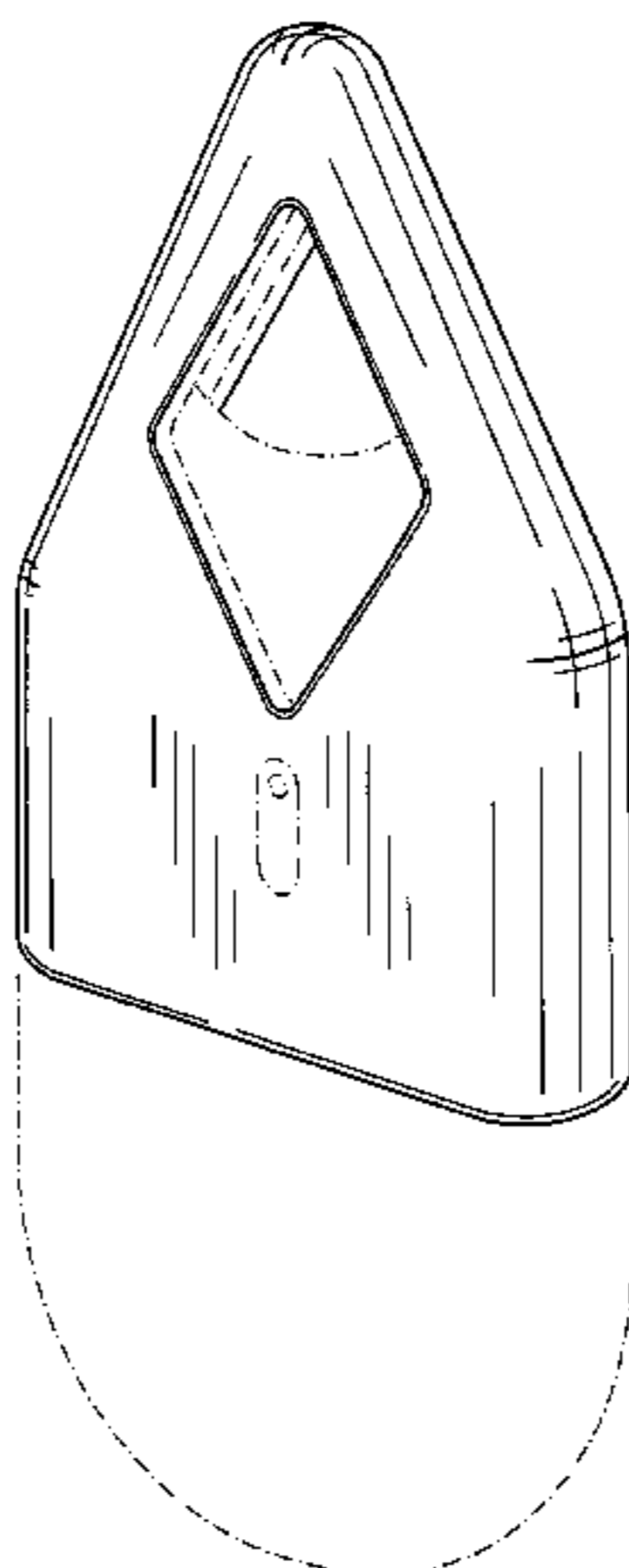
(57) **CLAIM**

I claim the ornamental design for a spray dispenser, as shown and described.

**DESCRIPTION**

FIG. 1 is a front perspective view of the spray dispenser; FIG. 2 is a front elevational view of the spray dispenser; FIG. 3 is a top plan view of the spray dispenser; FIG. 4 is a right side elevational view of the spray dispenser, the left side elevational view being a mirror image; and, FIG. 5 is a rear elevational view of the spray dispenser. The left side of the spray dispenser is symmetrical with the right side shown in FIG. 4. The broken lines in the drawings are for illustrative purposes only and form no part of the claimed design.

**1 Claim, 5 Drawing Sheets**



# US D525,134 S

Page 2

---

## U.S. PATENT DOCUMENTS

5,477,990	A	12/1995	Saito et al.		
D407,644	S	4/1999	de Maillard et al.		
D424,947	S	* 5/2000	Mangold .....	D9/535	
6,179,166	B1	* 1/2001	Dallas, Jr. ....	222/212	
D449,978	S	* 11/2001	Viellard .....	D9/687	
					* cited by examiner
				D457,061	S 5/2002 Walters
				D471,005	S * 3/2003 Hastings .....
				D481,316	S * 10/2003 Hook .....
				D486,387	S * 2/2004 Lee et al. ....
				D507,965	S * 8/2005 Alvino et al. ....

FIG. 1

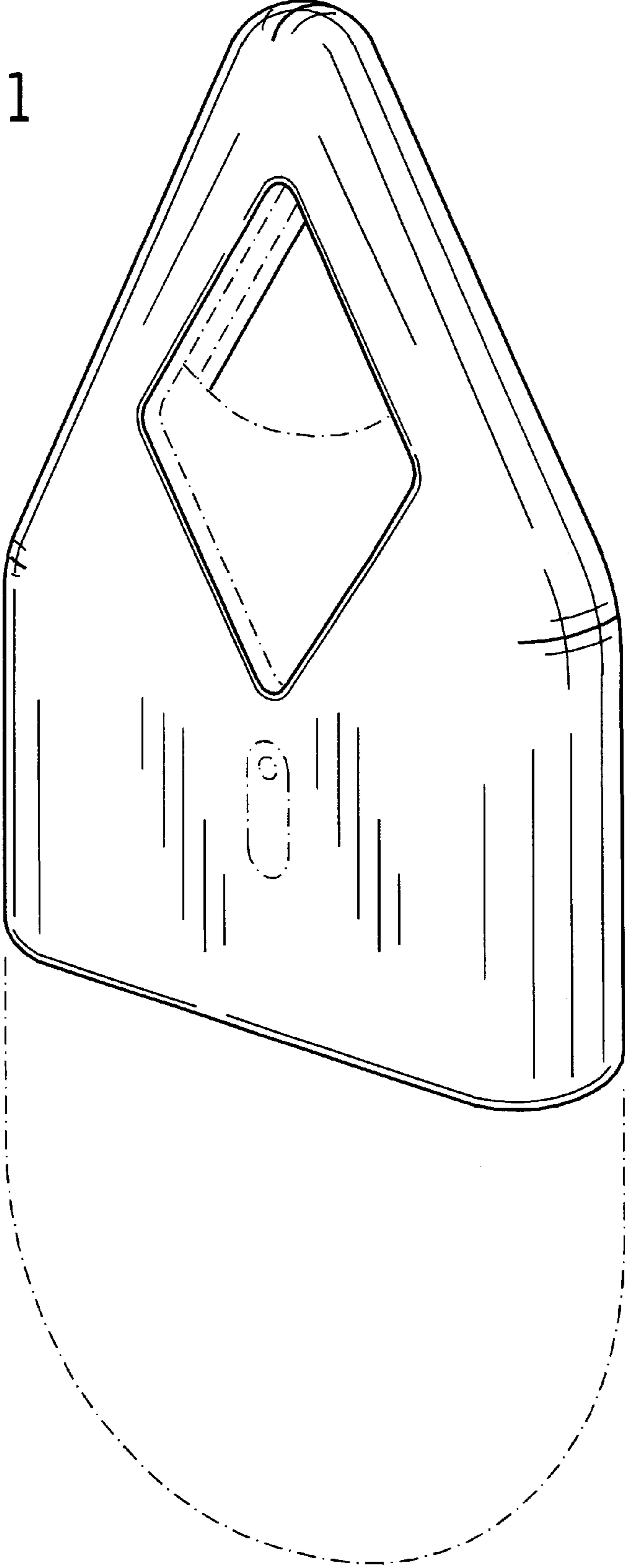


FIG. 2

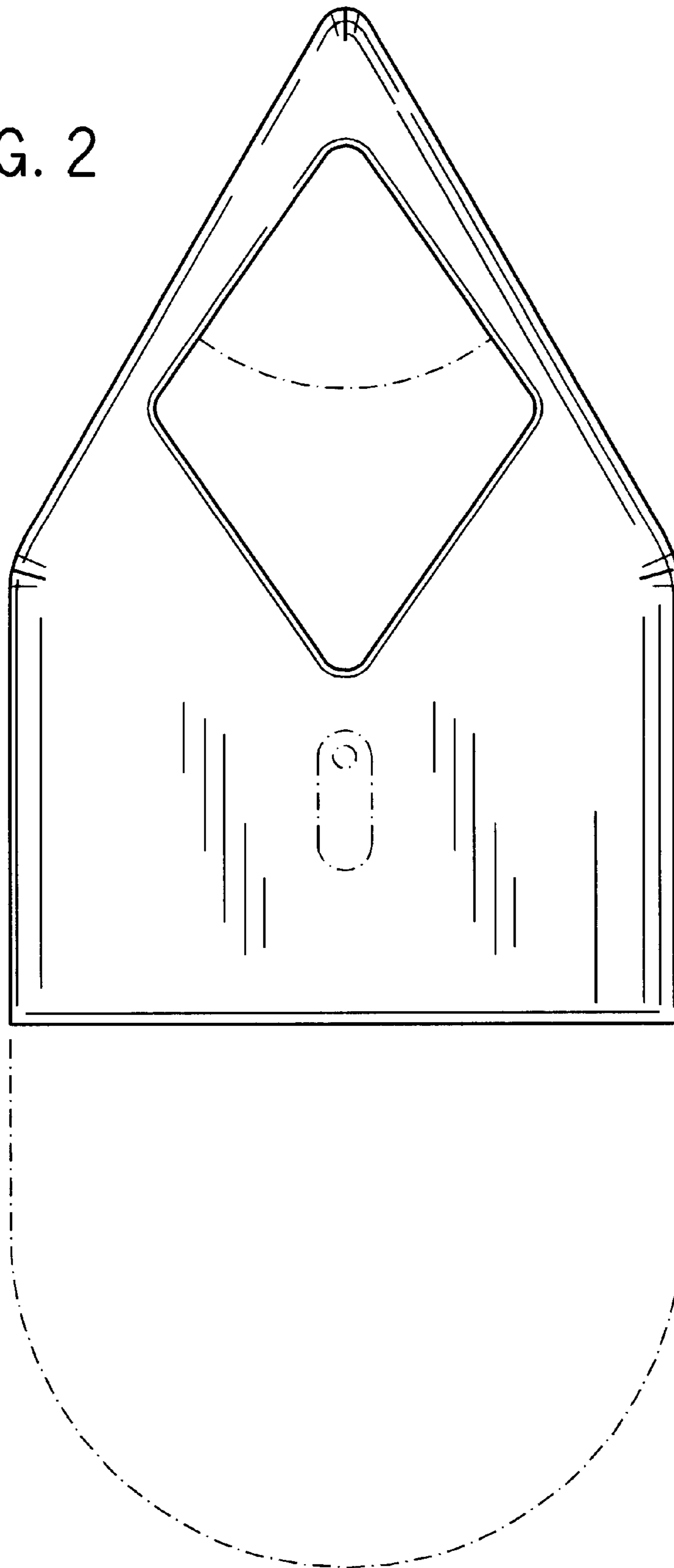


FIG. 3




FIG. 4




FIG. 5

