



US00D525133S

(12) **United States Design Patent** (10) **Patent No.:** **US D525,133 S**
Zeh et al. (45) **Date of Patent:** **** Jul. 18, 2006**

(54) **SPRAY DISPENSER**
(75) Inventors: **Mark A. Zeh**, Munich (DE); **Shilajeet Banerjee**, Belmont, CA (US); **Markus Diebel**, San Francisco, CA (US); **Nancy J. Serpiello**, Menlo Park, CA (US)

EP 670186 A2 12/1990
EP 601348 A1 11/1993
FR 2545382 11/1984
FR 2702195 A1 3/1993
FR 2545382 A1 5/1993
WO WO9210408 A1 6/1992

(73) Assignee: **Warner-Lambert Company LLC**,
Morris Plains, NJ (US)

(**) Term: **14 Years**

(21) Appl. No.: **29/211,388**

(22) Filed: **Aug. 16, 2004**

(51) **LOC (8) Cl.** **09-01**

(52) **U.S. Cl.** **D9/516; D9/522; D9/535**

(58) **Field of Classification Search** D9/414,
D9/435, 443, 445, 448, 516, 521-522, 529,
D9/530, 535, 549, 551, 553, 558, 566, 572-573,
D9/682, 686-694; D28/7, 76, 91.1; D23/366;
D3/215; 222/321.1-321.9; 215/382-384,
215/396, 398; D24/110

See application file for complete search history.

(56) **References Cited**

U.S. PATENT DOCUMENTS

1,712,496 A * 5/1929 Goertz 401/125
1,794,385 A * 3/1931 Mcatree 401/60
D199,165 S * 9/1964 Ryden D24/110
D277,549 S * 2/1985 Martinez D9/687
D278,370 S * 4/1985 Speitel D28/91.1
D288,491 S * 2/1987 Speitel D28/91.1
D300,331 S * 3/1989 Horntrich D19/43
D329,382 S * 9/1992 Boucheron D9/521
D343,351 S * 1/1994 Haythornthwaite D9/689
5,307,960 A 5/1994 Fay, Sr.

(Continued)

FOREIGN PATENT DOCUMENTS

DE 7431161 U1 9/1974
DE 9217863 U1 12/1992
EP 141725 A1 10/1984

OTHER PUBLICATIONS

U.S. Appl. No. 60/601,883, filed Aug. 16, 2004, Bradford Grant.
U.S. Appl. No. 29/221,406, filed Aug. 16, 2004, Bradford Grant.
U.S. Appl. No. 29/211,407, filed Aug. 16, 2004, Bradford Grant.
U.S. Appl. No. 29/211,521, filed Aug. 16, 2004, Bradford Grant.
U.S. Appl. No. 29/211,409, filed Aug. 16, 2004, Bradford Grant.
U.S. Appl. No. 29/211,386, filed Aug. 16, 2004, Mark Zeh et al.
U.S. Appl. No. 29/211,399, filed Aug. 16, 2004, Bradford Grant.
U.S. Appl. No. 60/601,876, filed Aug. 16, 2004, Bradford Grant.

Primary Examiner—Carol Rademaker

(74) *Attorney, Agent, or Firm*—Evan J. Federman; Darryl C. Little; Erika Singleton Wilson

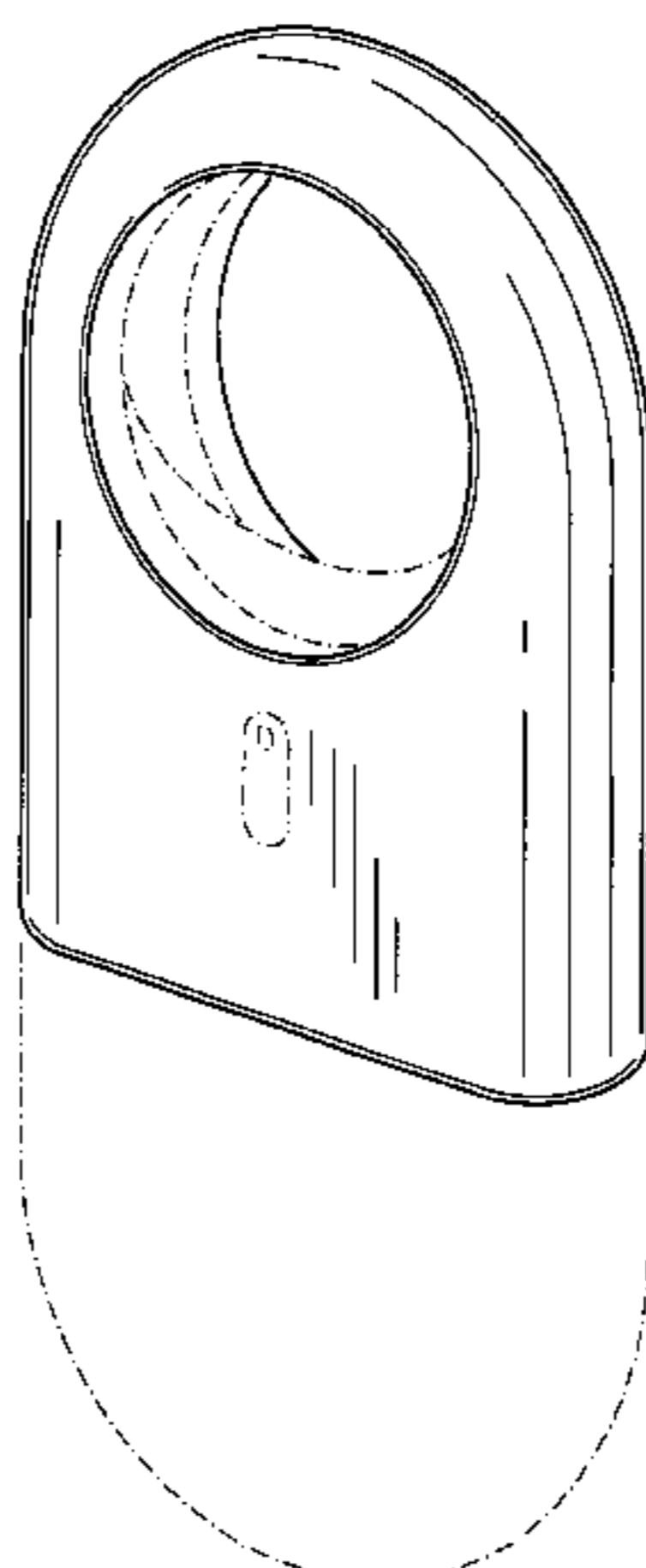
(57) **CLAIM**

We claim the ornamental design for a spray dispenser, as shown and described.

DESCRIPTION

FIG. 1 is a front perspective view of the spray dispenser; FIG. 2 is a front elevational view of the spray dispenser; FIG. 3 is a top plan view of the spray dispenser; FIG. 4 is a right side elevational view of the spray dispenser, the left side elevational view being a mirror image; and, FIG. 5 is a rear elevational view of the spray dispenser. The broken lines in the drawings are for illustrative purposes only and form no part of the claimed design.

1 Claim, 5 Drawing Sheets



US D525,133 S

Page 2

U.S. PATENT DOCUMENTS			
5,348,193	A	9/1994	Bruckner et al.
5,477,990	A	12/1995	Saito et al.
D407,644	S	4/1999	de Maillard et al.
D415,267	S	* 10/1999	Kauzlarich et al. D23/366
D449,978	S	* 11/2001	Viellard D9/687
D457,061	S	5/2002	Walters
D471,005	S	* 3/2003	Hastings D3/215
D480,955	S	* 10/2003	Perlowski et al. D9/521
D486,387	S	* 2/2004	Lee et al. D9/719

* cited by examiner

FIG. 1

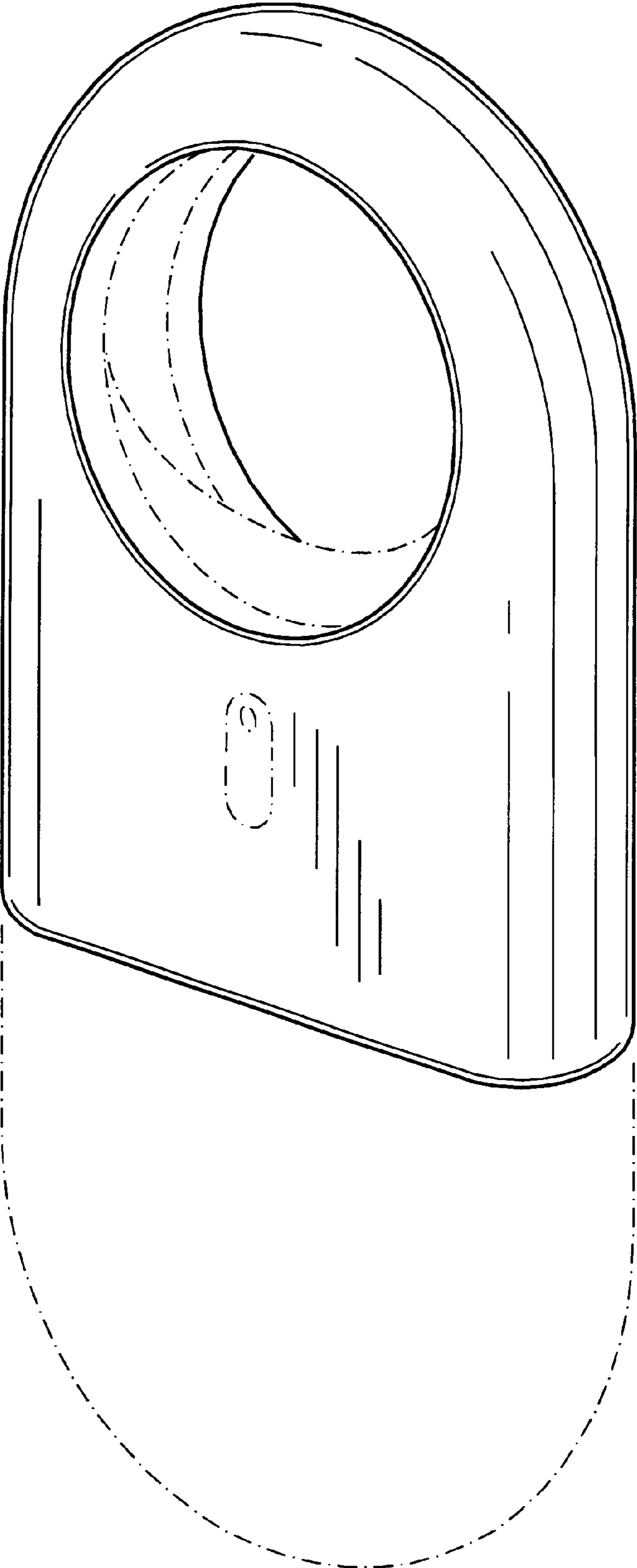


FIG. 2

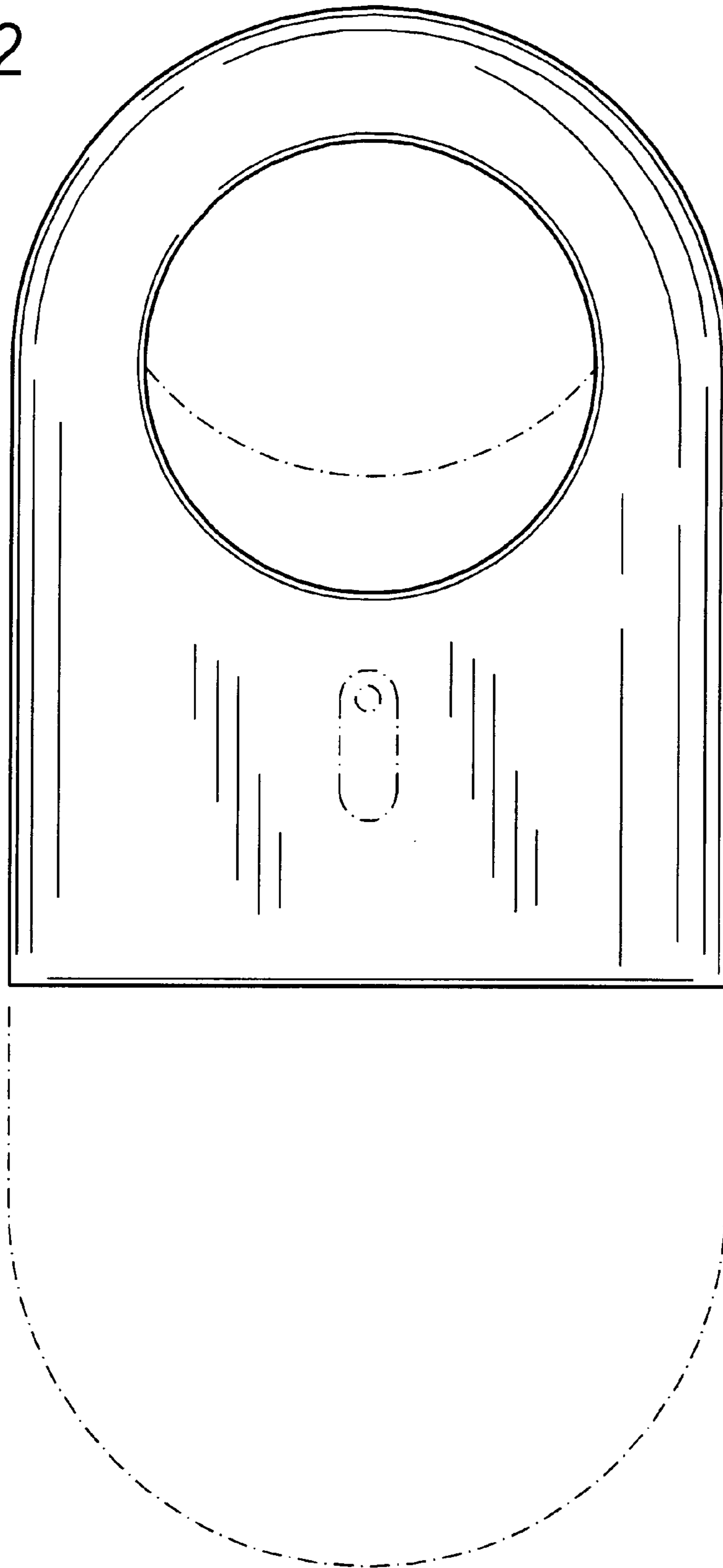


FIG. 3




FIG. 4




FIG. 5

