



US00D525132S

(12) **United States Design Patent**
Todd

(10) **Patent No.:** **US D525,132 S**
(45) **Date of Patent:** **** Jul. 18, 2006**

(54) **BOTTLE**

(75) Inventor: **Christopher Todd**, Knottingley (GB)

(73) Assignee: **Unilever Bestfoods, North America**
division of Conopco, Inc., Englewood
Cliffs, NJ (US)

(**) Term: **14 Years**

(21) Appl. No.: **29/203,921**

(22) Filed: **Apr. 21, 2004**

(30) **Foreign Application Priority Data**

Oct. 24, 2003 (GB) 3014914

(51) **LOC (8) Cl.** **09-01**

(52) **U.S. Cl.** **D9/516; D9/552**

(58) **Field of Classification Search** D9/500,
D9/502, 516, 538-541, 549-554, 557-558,
D9/560, 563-567, 570, 574-575, 636, 643,
D9/645, 655, 657-658, 661, 664; 215/375,
215/382-384, 396, 398, 400

See application file for complete search history.

(56) **References Cited**

U.S. PATENT DOCUMENTS

D87,726 S * 9/1932 Miller D9/551
D153,600 S * 5/1949 Graham D9/546
D189,508 S * 12/1960 Marder D9/552
D191,598 S * 10/1961 Lonker D9/542
D196,753 S * 10/1963 Koenigsberg D9/542
D322,398 S * 12/1991 Plunkett D9/529
D329,383 S * 9/1992 Boucheron D9/529
D344,236 S * 2/1994 Drounau D9/545
D356,736 S * 3/1995 Armstrong D9/552

D404,311 S * 1/1999 Zimmer et al. D9/552
D412,849 S * 8/1999 Fuquen et al. D9/542
D474,409 S * 5/2003 Klee D9/538
D496,280 S * 9/2004 Mero et al. D9/538

FOREIGN PATENT DOCUMENTS

GB 1041629 * 11/1987
GB 2073063 * 10/1998
GB 3010709 * 1/2004
GB 3019222 * 2/2005
WO DM/053984 * 8/2000
WO DM/062865 * 1/2003

OTHER PUBLICATIONS

Co-pending application for Todd; Ser. No. 29/200,720; filed
Mar. 3, 2004 for "Bottle".

* cited by examiner

Primary Examiner—Carol Rademaker

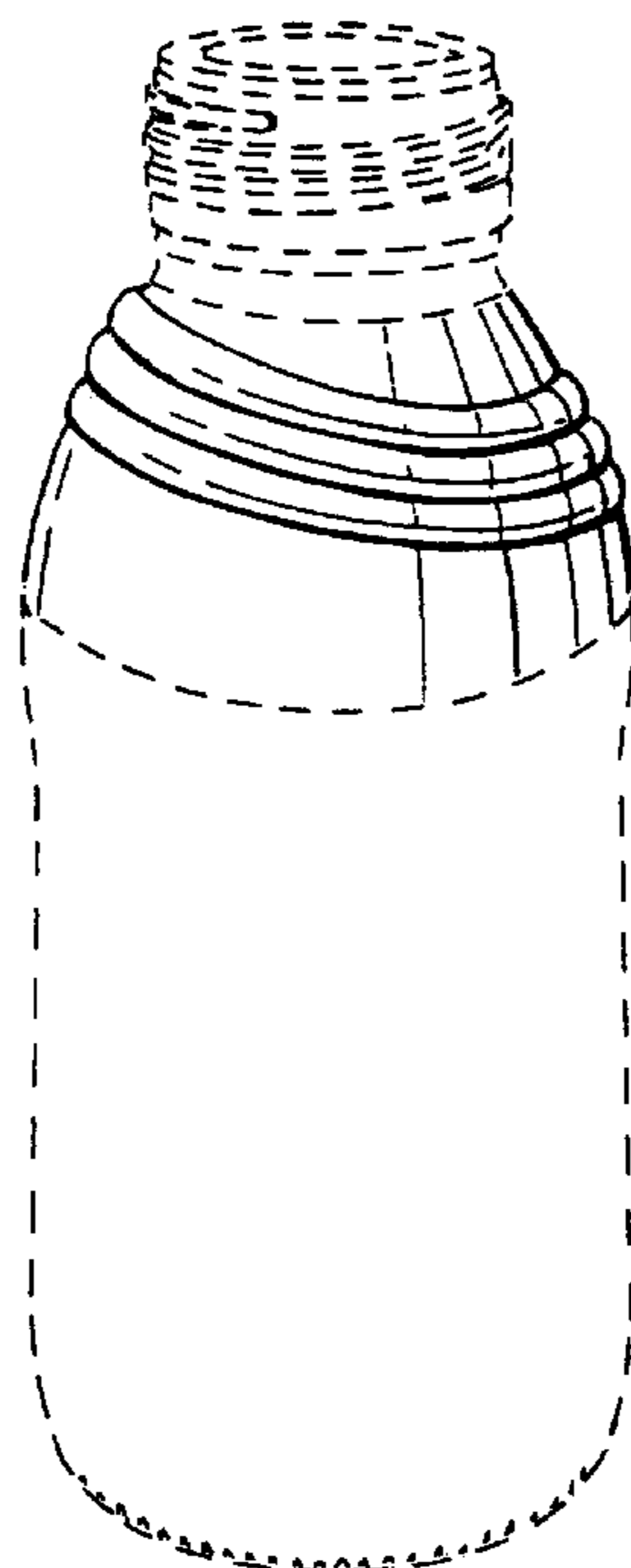
(57) **CLAIM**

The ornamental appearance for a bottle, as shown and
described.

DESCRIPTION

FIG. 1 is a top, front, and left side perspective view of a
bottle in accordance with my new design;
FIG. 2 is a front elevation view thereof;
FIG. 3 is a right side elevation view thereof;
FIG. 4 is a left side elevation view thereof; and,
FIG. 5 is a bottom plan view thereof.
The broken lines shown in the drawings are for environ-
mental purposes only and form no part of the claimed
design.

1 Claim, 2 Drawing Sheets



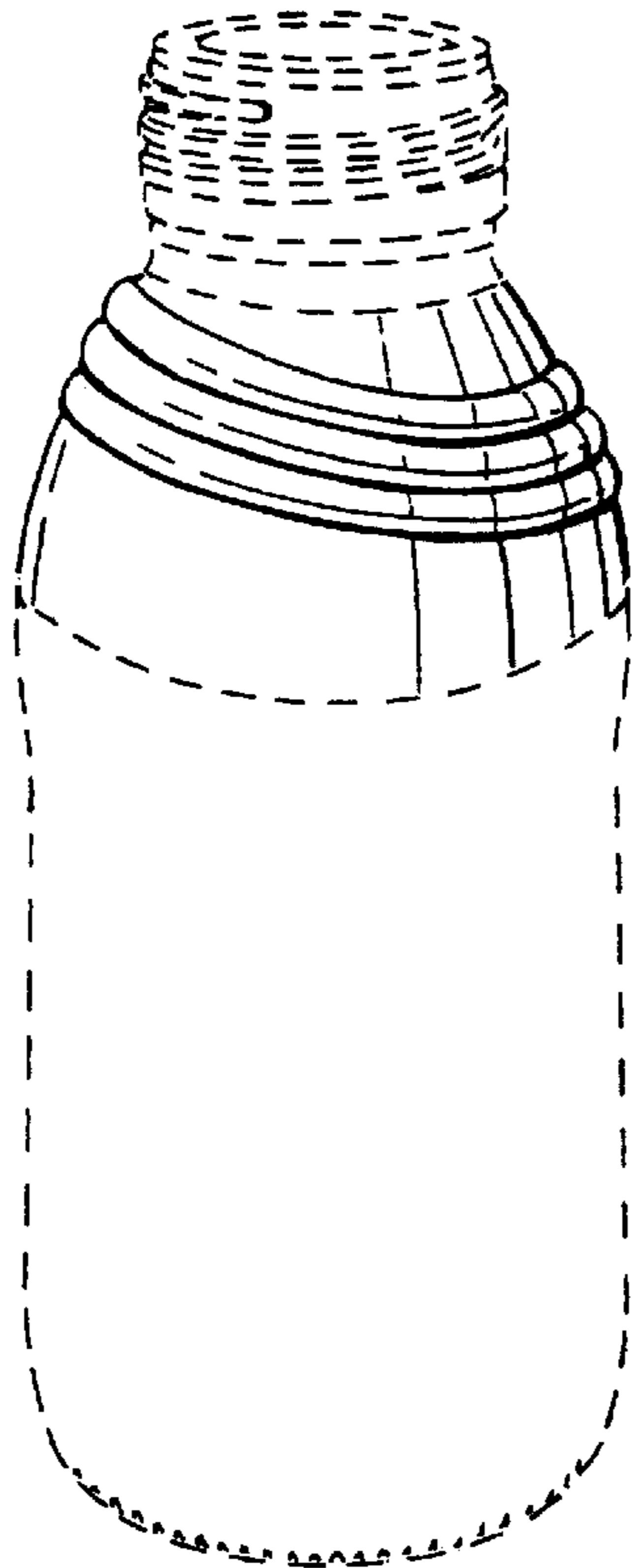


Fig. 1.

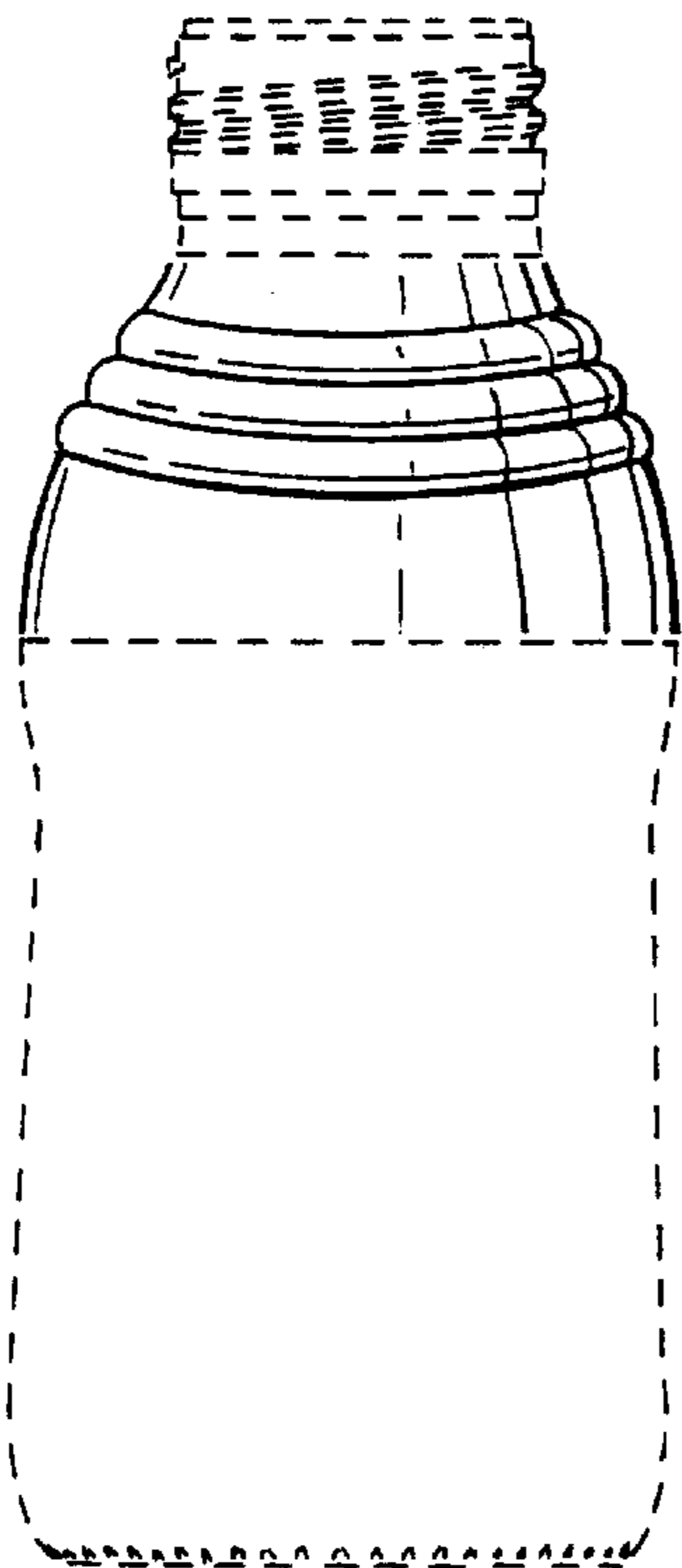


Fig. 2.

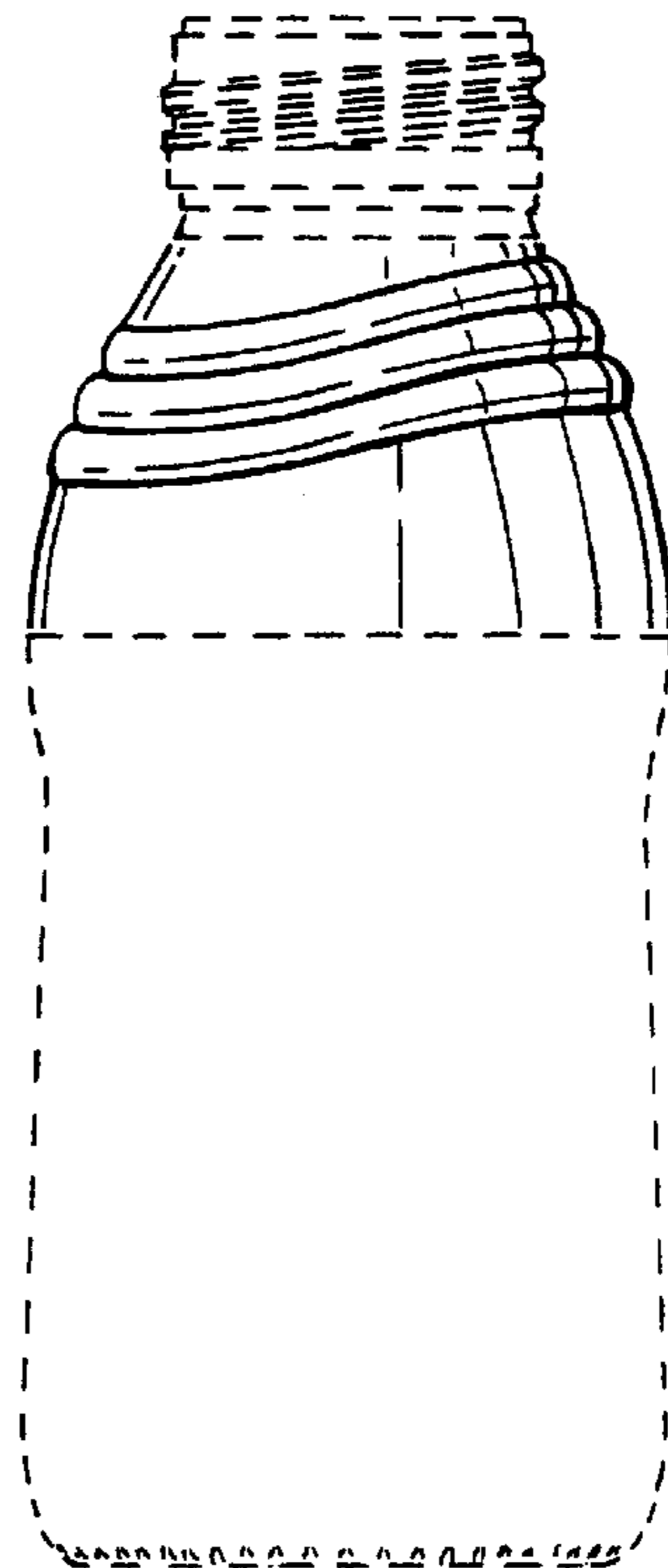


Fig. 3.

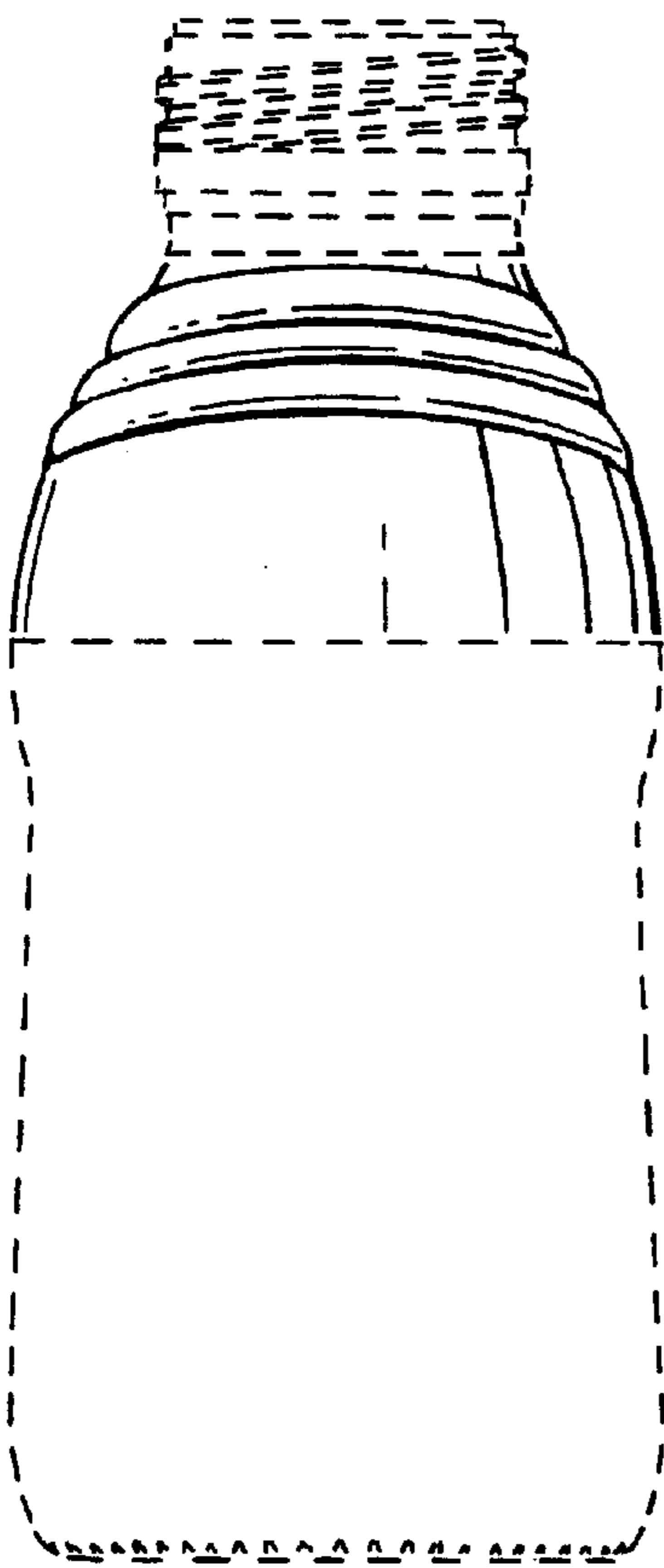


Fig.4.

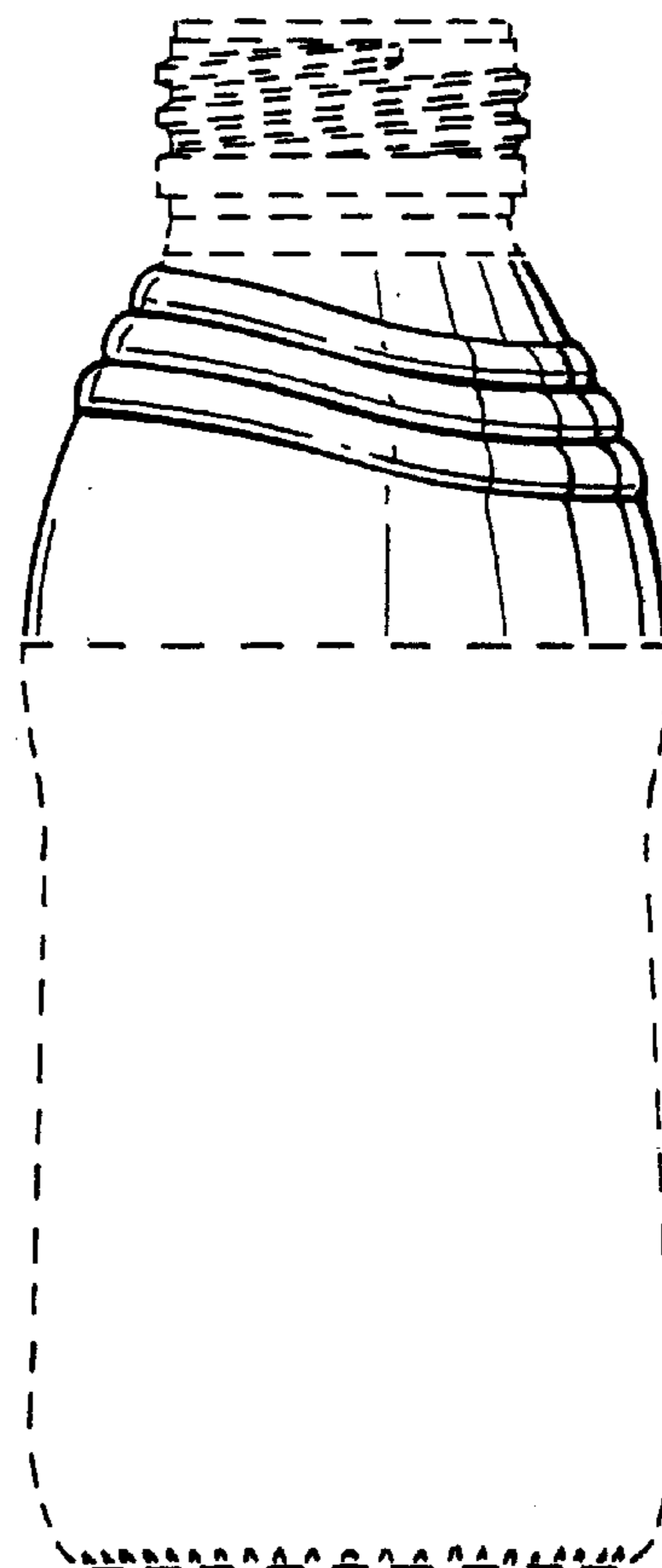


Fig.5.