



US00D525129S

(12) **United States Design Patent**
Hutter et al.

(10) **Patent No.:** **US D525,129 S**
(45) **Date of Patent:** **** Jul. 18, 2006**

(54) **CONTAINER**

(75) Inventors: **Christian E. Hutter**, Doylestown, PA (US); **Peter J. Mackinson**, Wyckoff, NJ (US); **Thomas E. Wells, Sr.**, Chadds Ford, PA (US); **Mark Gerhart**, Westminster, MD (US); **Simon R. Gainey**, Wallingford, PA (US)

(73) Assignee: **Kraft Foods Holdings, Inc.**, Northfield, IL (US)

(**) Term: **14 Years**

(21) Appl. No.: **29/218,954**

(22) Filed: **Dec. 9, 2004**

Related U.S. Application Data

(62) Division of application No. 29/177,791, filed on Mar. 14, 2003, now Pat. No. Des. 502,109.

(51) **LOC (8) Cl.** **09-01**

(52) **U.S. Cl.** **D9/502; D9/503; D9/516**

(58) **Field of Classification Search** D9/300, D9/500, 502-505, 513, 515-516, 529, 530, D9/537-540, 545-546, 549, 553, 558, 566; D7/605, 612, 615; 220/62.14, 666, 669-670, 220/674-675; 215/12.1-12.2, 210, 212-213, 215/381-385, 396, 398, 400; D24/197
See application file for complete search history.

(56) **References Cited**

U.S. PATENT DOCUMENTS

D23,849 S * 12/1894 Edgars D9/502

D86,746 S * 4/1932 Root D9/502
3,265,238 A * 8/1966 Franz et al. 220/281
D209,482 S * 12/1967 Noyes D9/503
D229,168 S * 11/1973 Dusseldorf D9/504
D242,599 S * 12/1976 Plummer D9/502
D323,615 S * 2/1992 Carlstrom D9/746
D375,655 S * 11/1996 King D7/511
D399,129 S * 10/1998 Ramsey D9/502
D414,811 S * 10/1999 Base et al. D9/503
D445,337 S * 7/2001 Croft et al. D9/504
D451,806 S * 12/2001 Stalder D9/503
D453,684 S * 2/2002 Bezek et al. D9/502
D471,815 S * 3/2003 Gnann et al. D9/503
D498,419 S * 11/2004 Martin D9/504
D504,822 S * 5/2005 Wadalawala et al. D9/503

* cited by examiner

Primary Examiner—Carol Rademaker

(74) *Attorney, Agent, or Firm*—Fitch, Even, Tabin & Flannery

(57) **CLAIM**

The ornamental design for a container, as shown and described.

DESCRIPTION

FIG. 1 is a perspective view showing an embodiment of our new design, comprising a container;
FIG. 2 is a side elevation view of the container of FIG. 1;
FIG. 3 is a top plan view of the container of FIG. 1; and,
FIG. 4 is a bottom plan view of the container of FIG. 1.
Portions of the container are shown in broken lines in FIGS. 1-4 for illustrative purposes only and form no part of the claimed design.

1 Claim, 1 Drawing Sheet

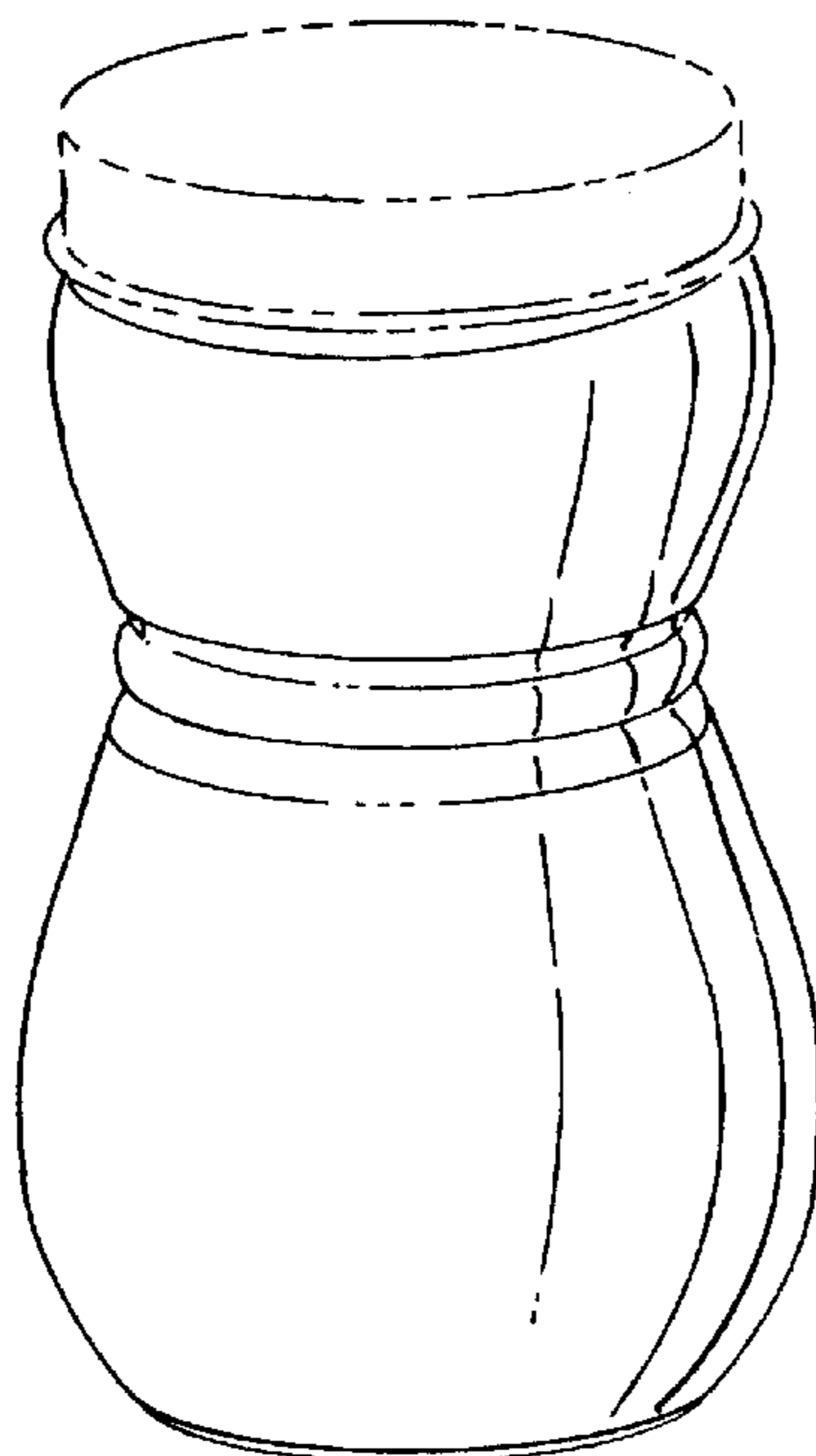


FIG. 1

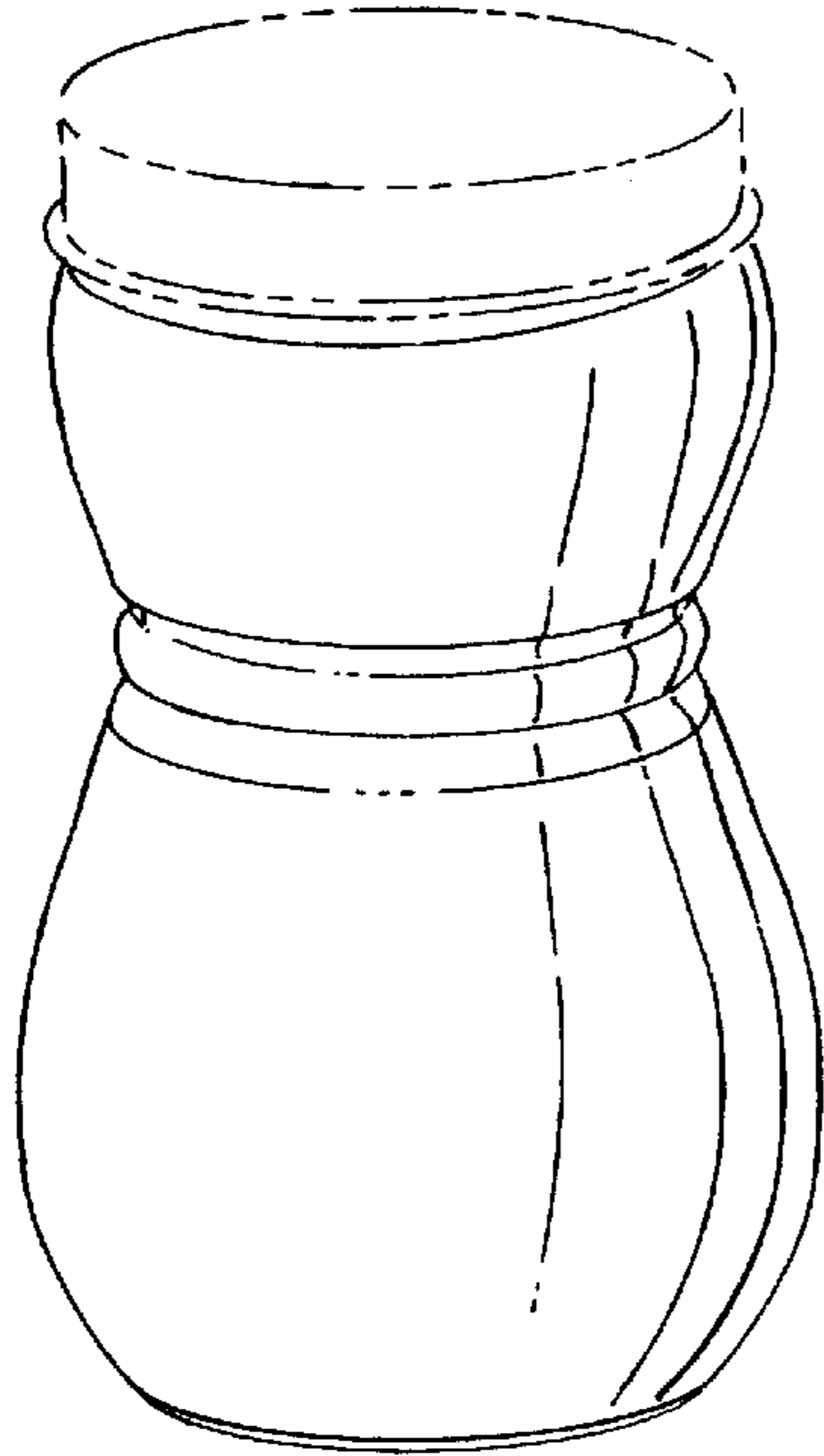


FIG. 2

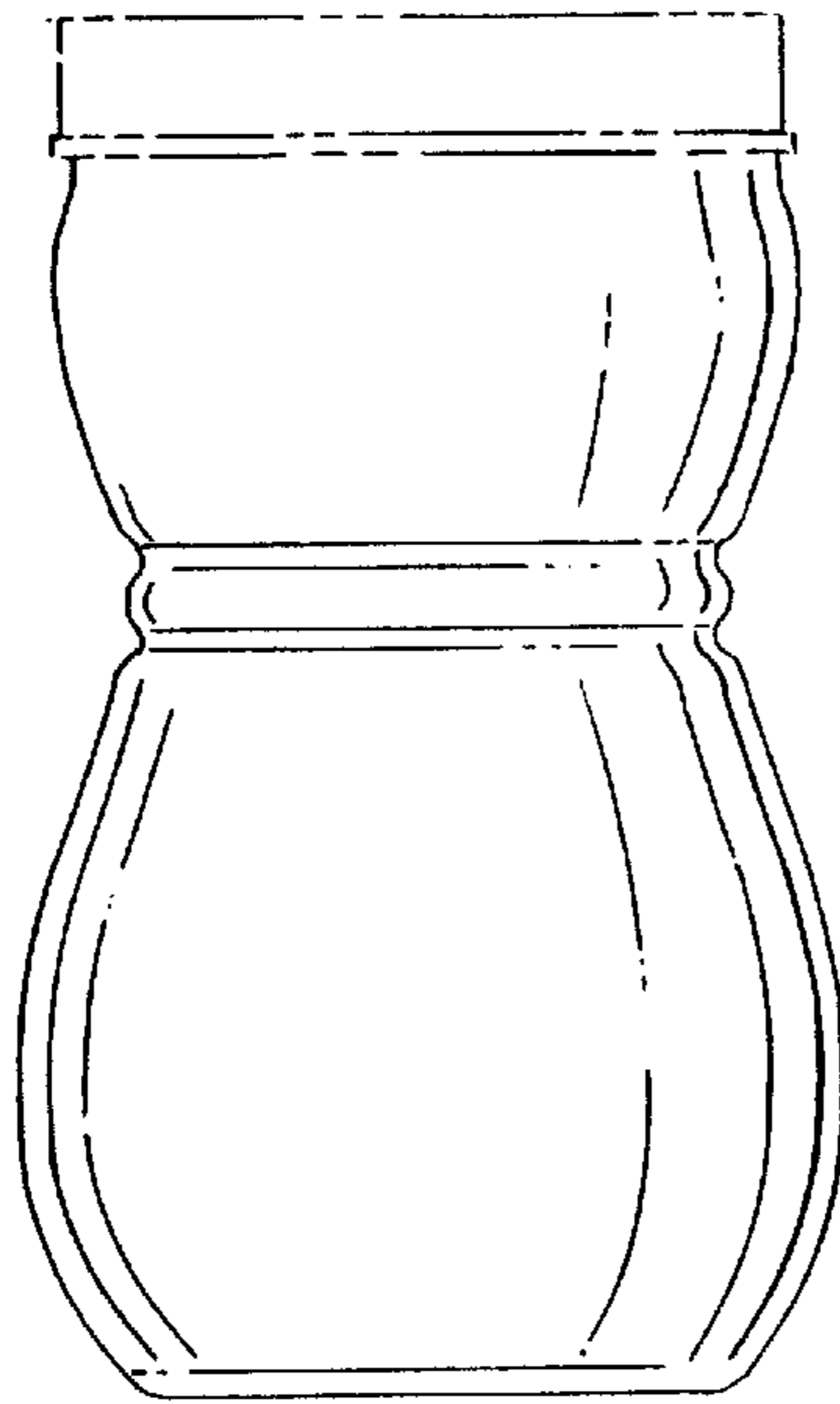


FIG. 3

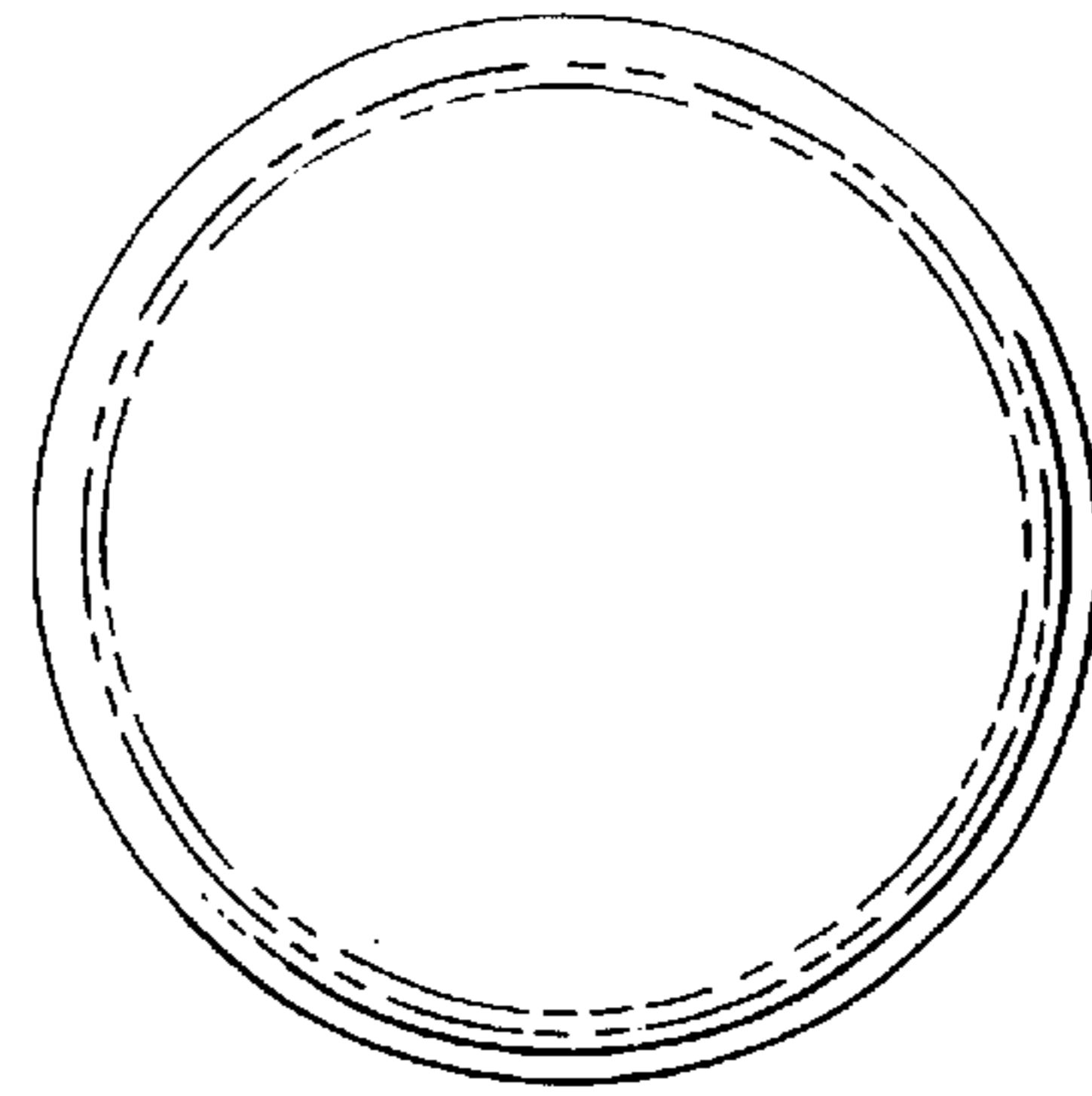


FIG. 4

