



US00D525114S

(12) **United States Design Patent**  
**Berfield**

(10) **Patent No.:** **US D525,114 S**

(45) **Date of Patent:** **\*\* Jul. 18, 2006**

(54) **TOOL HOLDER**  
(76) **Inventor:** **Robert C. Berfield**, 3681 Nichols Run Rd., Jersey Shore, PA (US) 17740-8600

(\*\*) **Term:** **14 Years**

(21) **Appl. No.:** **29/200,704**

(22) **Filed:** **Mar. 3, 2004**

(51) **LOC (8) Cl.** ..... **08-05**

(52) **U.S. Cl.** ..... **D8/373**

(58) **Field of Classification Search** ..... D8/373;  
D6/567; 211/70.6

See application file for complete search history.

(56) **References Cited**

**U.S. PATENT DOCUMENTS**

D58,089 S	6/1921	Gulick	
2,572,797 A	10/1951	Zimmer	211/87
2,805,777 A	9/1957	Larson	211/60
2,995,256 A	8/1961	Schoenfisch	211/60
4,264,013 A	4/1981	Vollmer	211/13
4,318,486 A	3/1982	Bobrowski	211/87

4,653,637 A	3/1987	Wallace	206/372
4,906,058 A	3/1990	Turner	312/245
5,029,792 A	7/1991	Desjardins	248/309.1
5,071,012 A	12/1991	Jailor	211/13
5,513,416 A	5/1996	Bassler et al.	15/323
5,641,079 A	6/1997	Schmidt	211/70.6
D412,804 S *	8/1999	Romeo	D6/567
D413,471 S	9/1999	Romeo	D6/567
6,375,018 B1	4/2002	Clement	211/85.2

\* cited by examiner

*Primary Examiner*—Holly H. Baynham

(74) *Attorney, Agent, or Firm*—Hooker & Habib, P.C.

(57) **CLAIM**

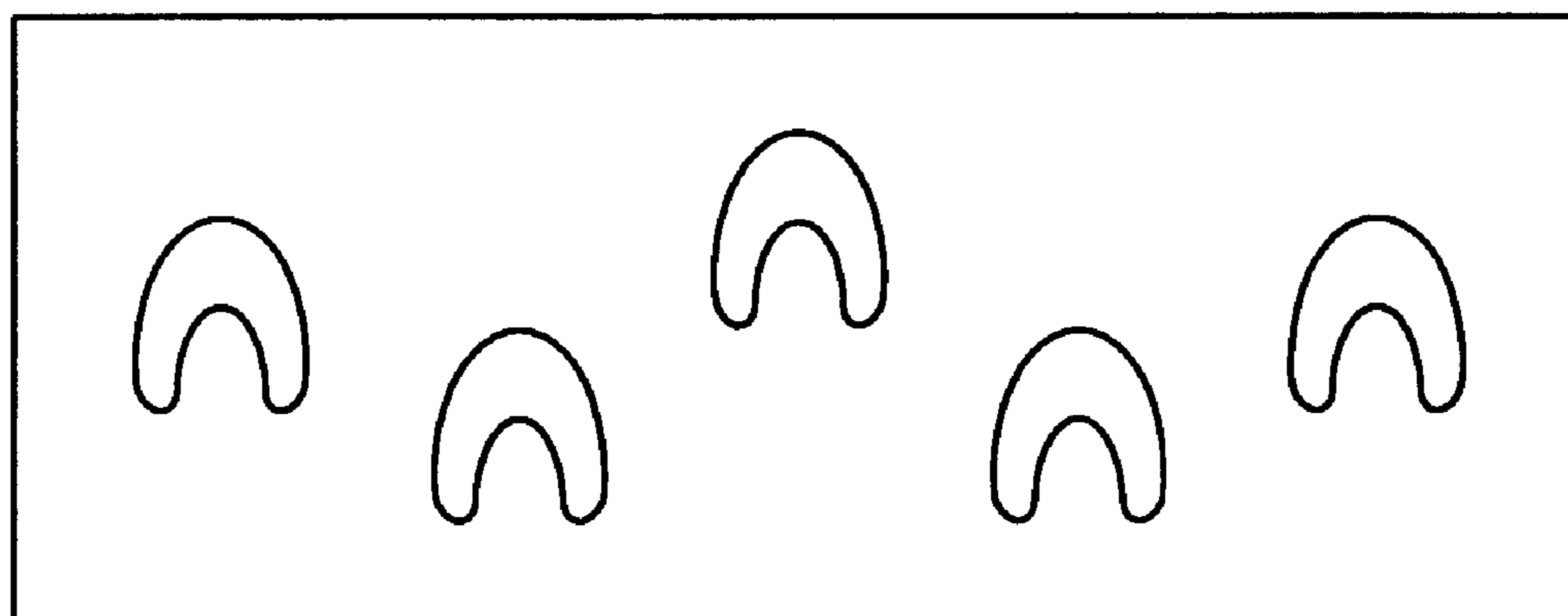
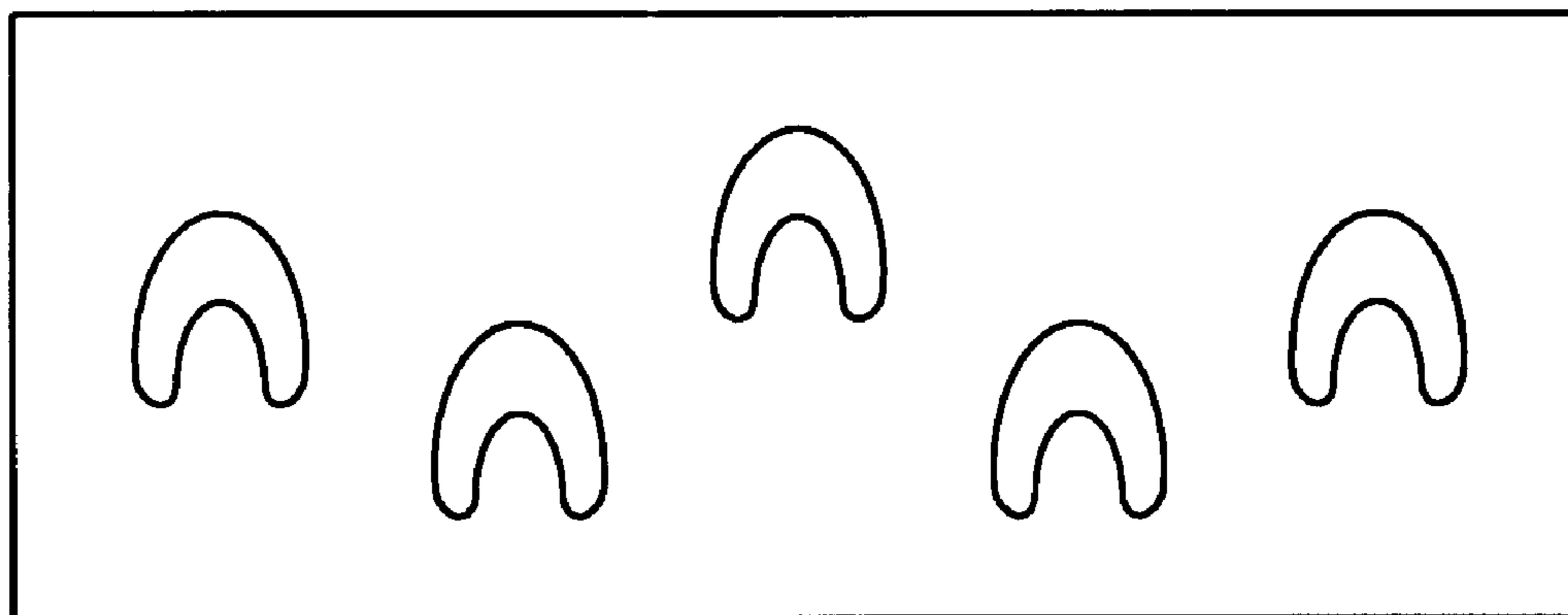
The ornamental design for a tool holder, as shown.

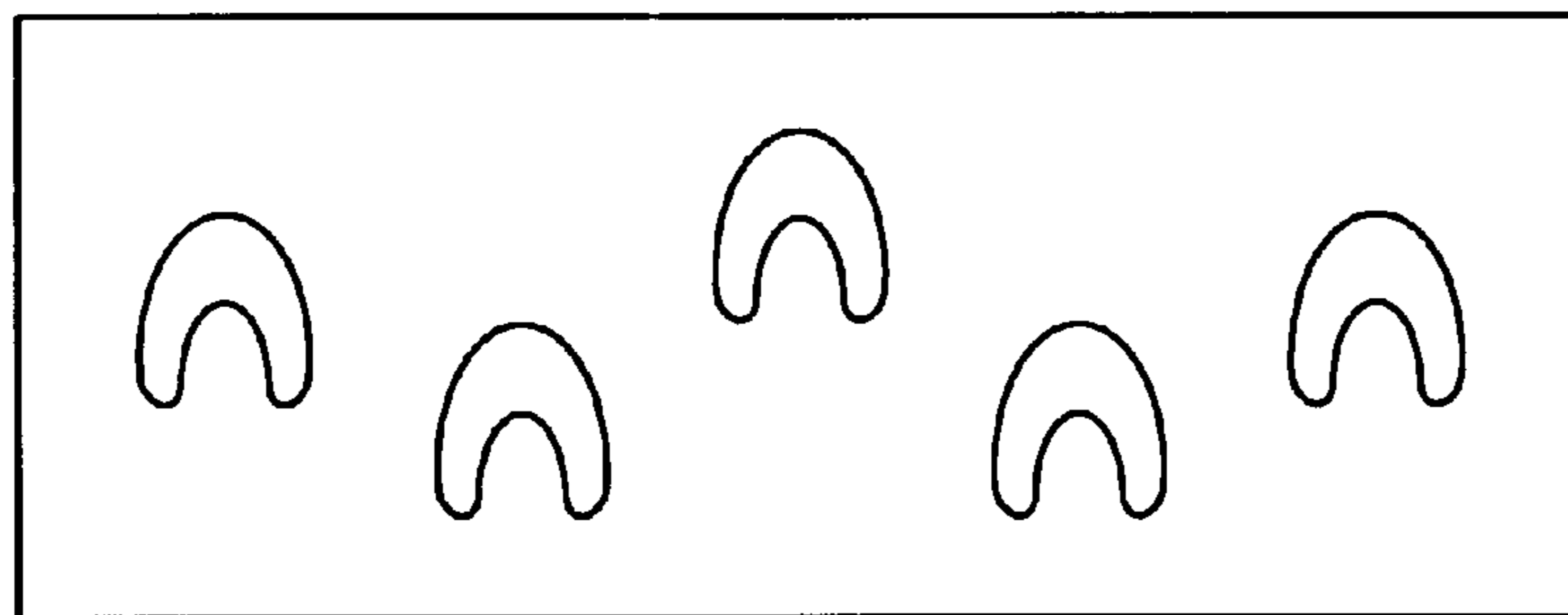
**DESCRIPTION**

FIGS. 1, 2 and 3 show front, top and side views of a first embodiment tool holder; and,

FIGS. 4, 5 and 6 show front, top and side views of a second embodiment tool holder.

**1 Claim, 2 Drawing Sheets**





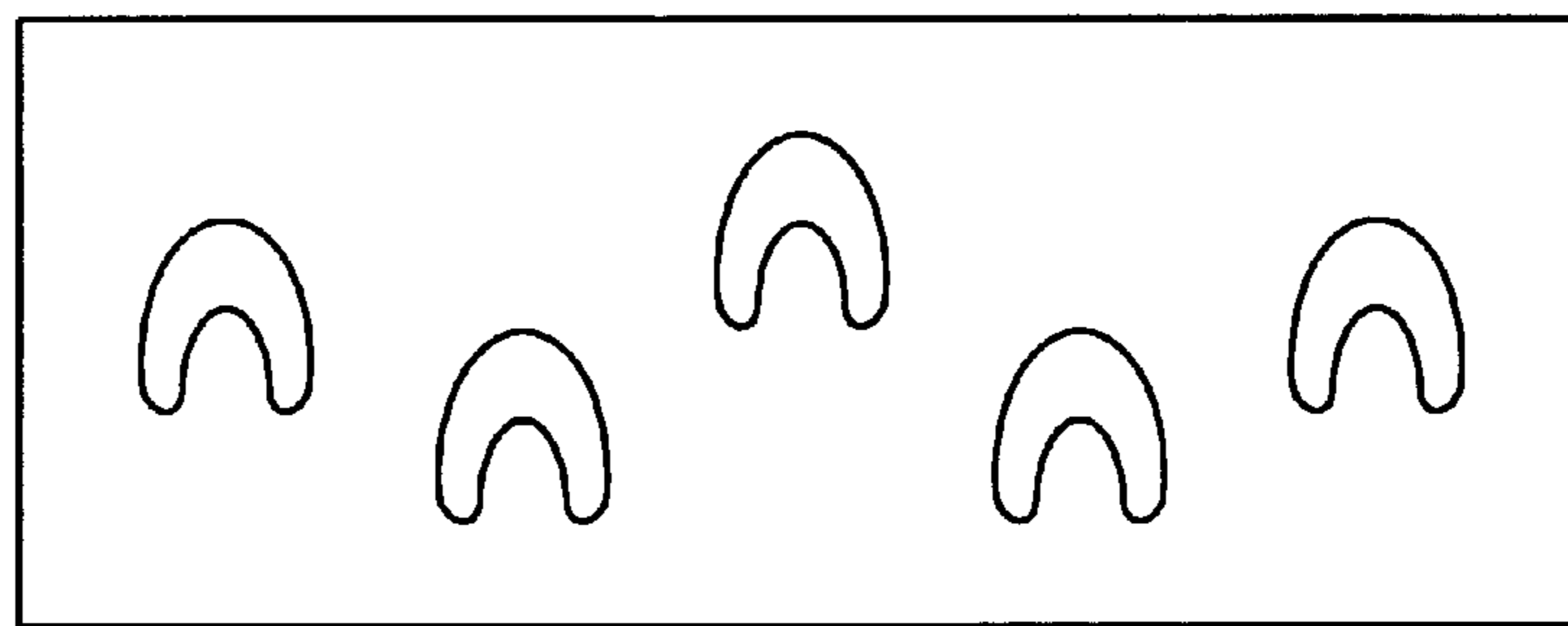
**FIG. 1**



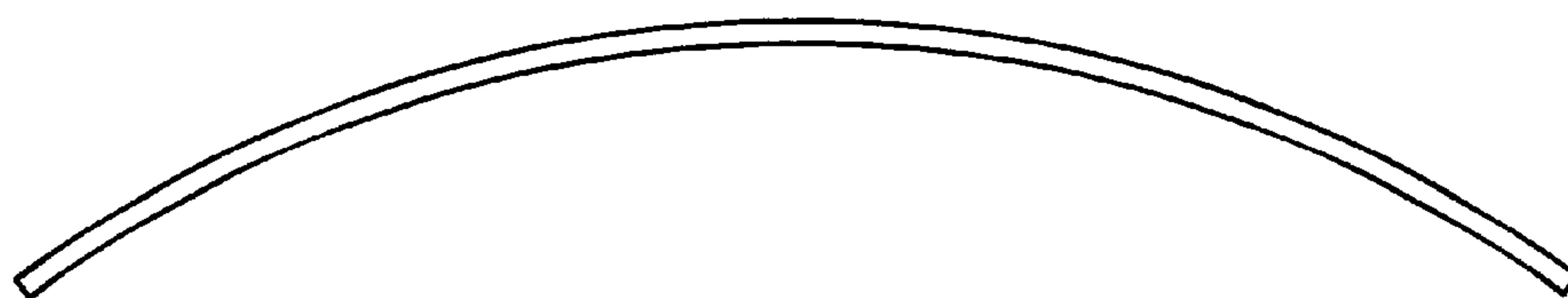
**FIG. 2**




**FIG. 3**



**FIG. 4**



**FIG. 5**



**FIG. 6**