

US00D525107S

(12) **United States Design Patent**
Morris

(10) **Patent No.:** **US D525,107 S**

(45) **Date of Patent:** **** Jul. 18, 2006**

(54) **TRIM FOR A HANDLE**

(76) Inventor: **Eric D. Morris**, 2110-12 Tryon St.,
Philadelphia, PA (US) 19146

(**) Term: **14 Years**

(21) Appl. No.: **29/242,872**

(22) Filed: **Nov. 15, 2005**

Related U.S. Application Data

(62) Division of application No. 29/210,401, filed on Jul. 30,
2004.

(51) **LOC (8) Cl.** **08-06**

(52) **U.S. Cl.** **D8/307; D8/308**

(58) **Field of Classification Search** D8/107,
D8/307, 308, 309, 315, 320, 341, 350, 393;
D23/250-252; 292/177, 248, 336.3, 347,
292/348; 70/153, 341

See application file for complete search history.

(56) **References Cited**

U.S. PATENT DOCUMENTS

D65,214 S	7/1924	Auld	
D76,671 S	10/1928	Devereaux	
D80,519 S	* 2/1930	Graff D8/308
D80,620 S	3/1930	Graff	
1,800,707 A	4/1931	Wartian	
2,058,163 A	10/1936	Malone	
2,208,592 A	7/1940	Mariani	

2,665,932 A	1/1954	Moler	
D171,486 S	2/1954	Borchers et al.	
D189,126 S	* 11/1960	Muffei D8/307
D252,317 S	* 7/1979	Clayton D8/350
D327,530 S	* 6/1992	Rawald D23/250

OTHER PUBLICATIONS

Yale, Inc., four (4) photographs (identified Sheets 1 through
4) of handles and trim.

* cited by examiner

Primary Examiner—Paula A. Greene

(74) *Attorney, Agent, or Firm*—Caesar, Rivise, Bernstein,
Cohen & Pokotilow, Ltd.

(57) **CLAIM**

The ornamental design for the trim for a handle, as shown
and described.

DESCRIPTION

FIG. 1 is a top plan view of trim for a handle showing my
new design;

FIG. 2 is a bottom plan view thereof;

FIG. 3 is a side elevational view thereof, the opposite side
is a mirror image; and,

FIG. 4 is an end elevational view, the opposite end is a
mirror image.

The dashed lines shown in the figures represent environ-
mental subject matter and form no part of the claimed
design.

1 Claim, 1 Drawing Sheet

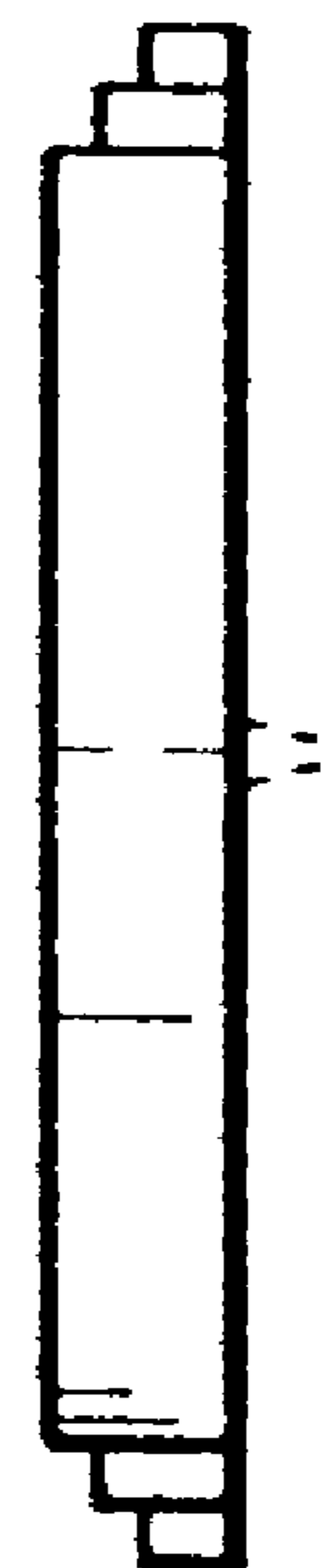
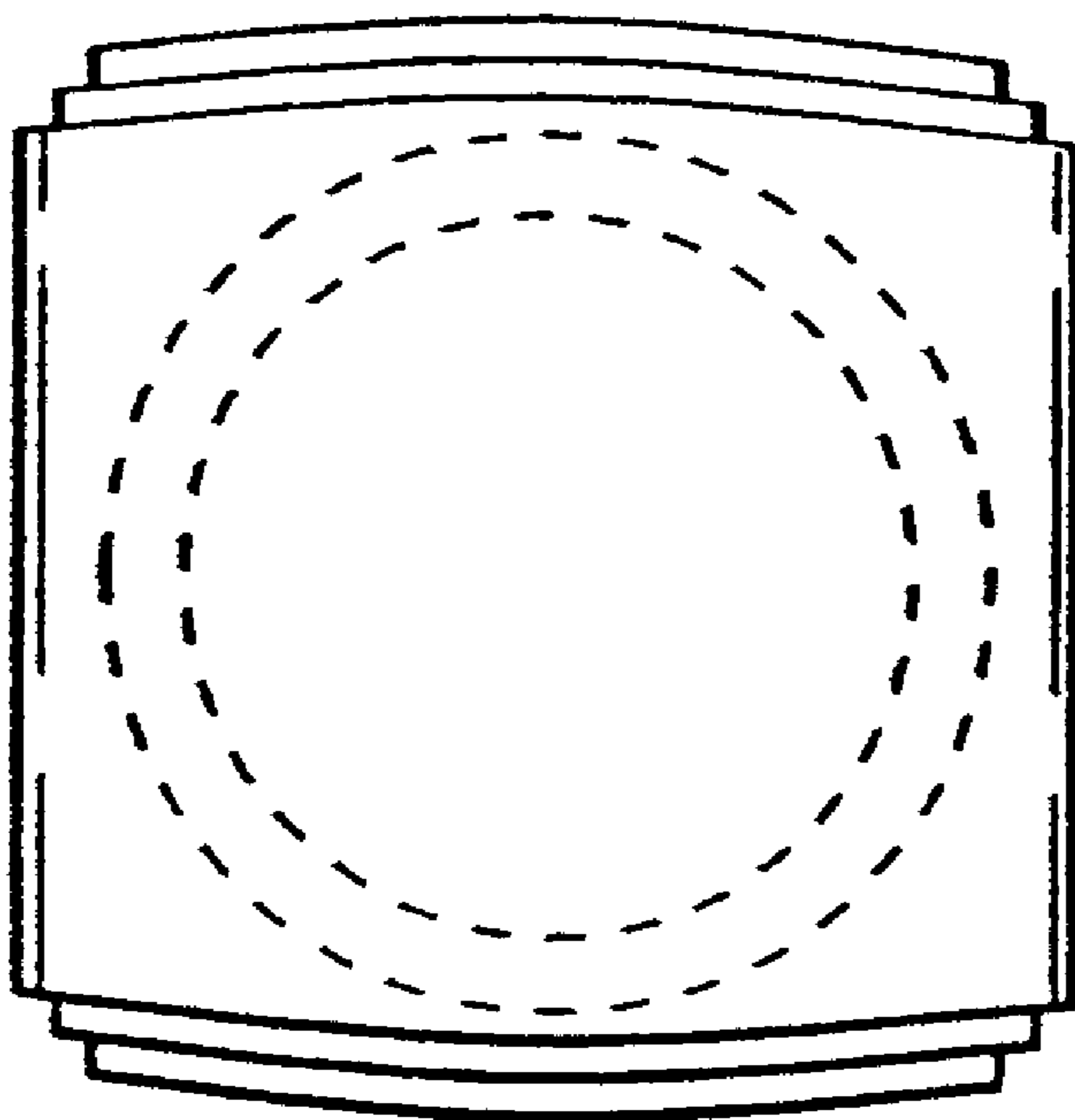


FIG. 1

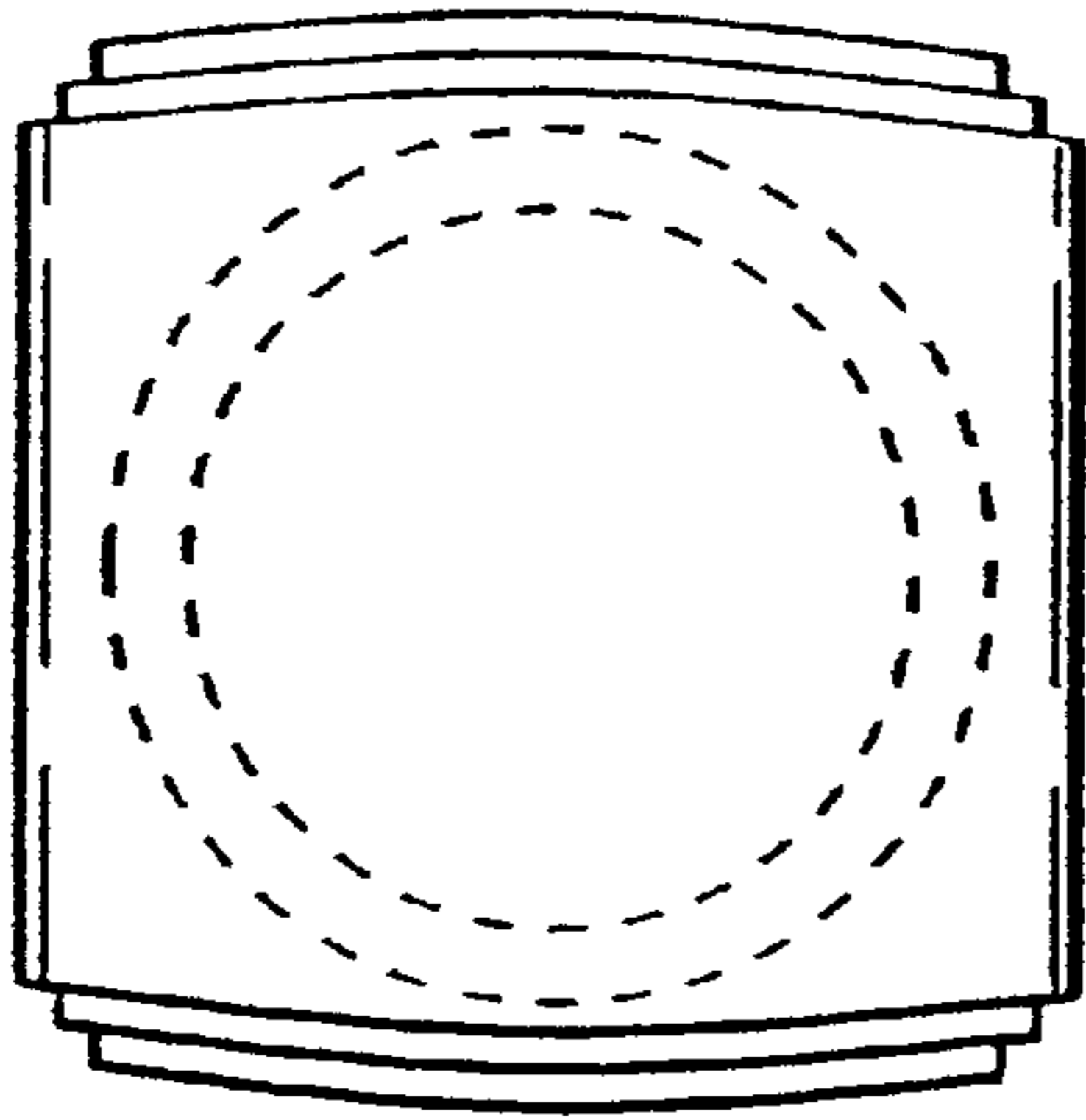


FIG. 2

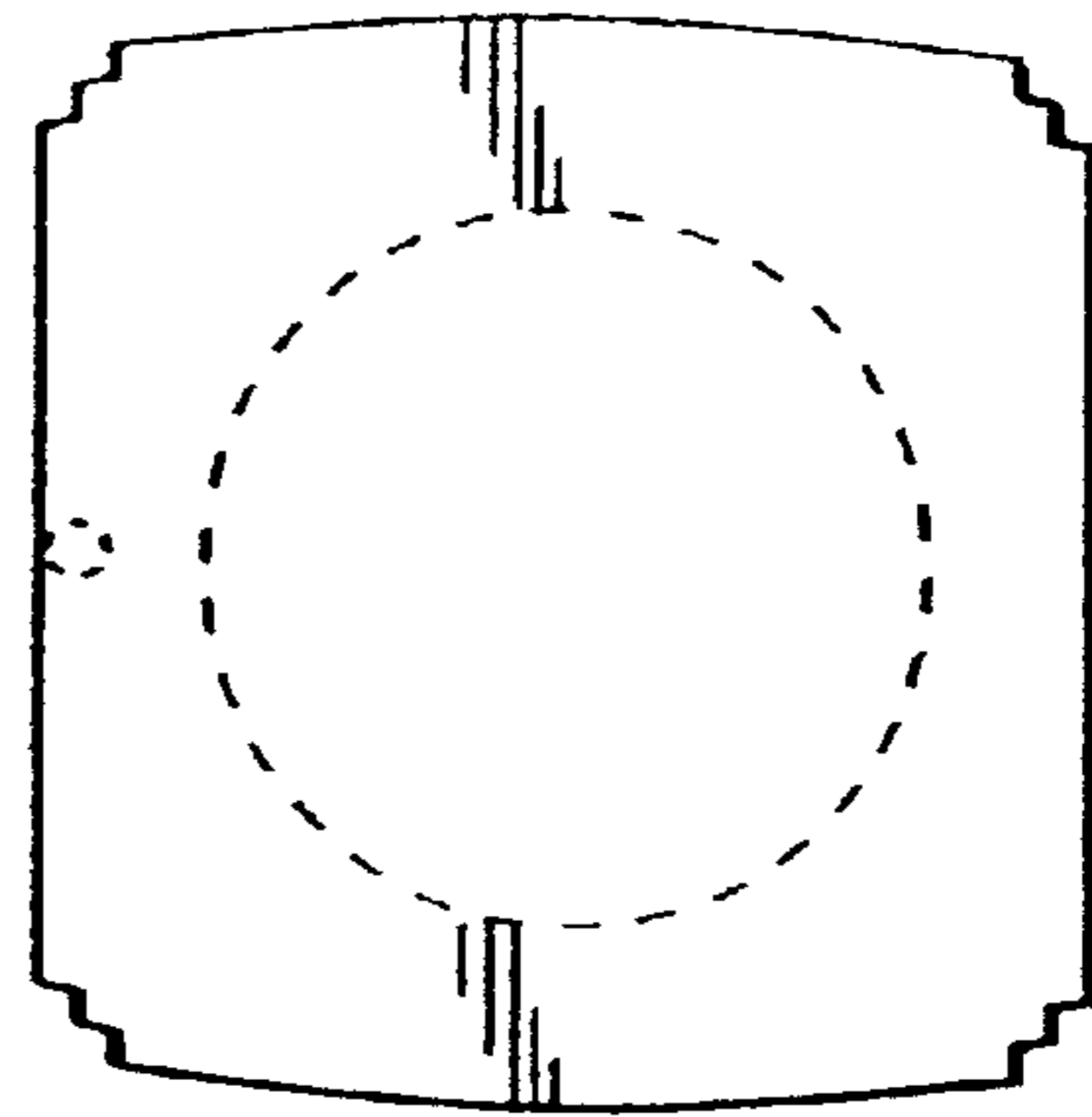


FIG. 4

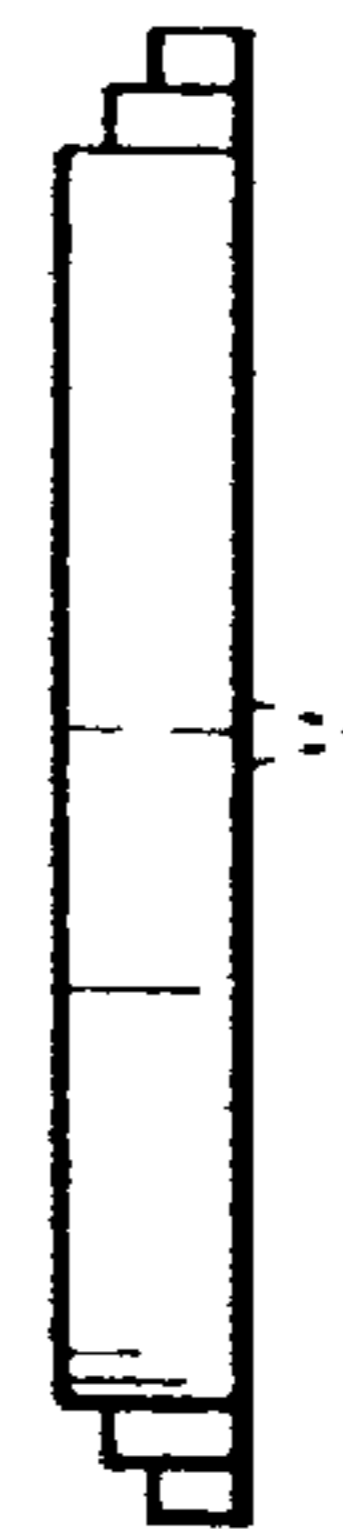


FIG. 3

