



US00D525088S

(12) **United States Design Patent**
Fort et al.

(10) **Patent No.:** **US D525,088 S**

(45) **Date of Patent:** **** Jul. 18, 2006**

(54) **KNIFE**

(75) Inventors: **Tucker Fort**, New York, NY (US);
Sally Rumble, New York, NY (US);
Terri Webb, Elmhurst, IL (US)

(73) Assignee: **Columbia Insurance Company**,
Omaha, NE (US)

(**) **Term:** **14 Years**

(21) **Appl. No.:** **29/214,340**

(22) **Filed:** **Sep. 30, 2004**

(51) **LOC (8) Cl.** **07-03**

(52) **U.S. Cl.** **D7/652**

(58) **Field of Classification Search** D7/393,
D7/395, 401.2, 642, 645, 649, 650, 652, 653,
D7/662-664; D8/75, 80, 83, 87, 98, 99, 102,
D8/107, 300, 303; 30/142, 147-149, 329,
30/340, 342-344, 346

See application file for complete search history.

(56) **References Cited**

U.S. PATENT DOCUMENTS

D41,318 S	4/1911	Alvord	
2,338,007 A	* 12/1943	Morris	30/351
D149,677 S	* 5/1948	Robin	D7/395
D162,777 S	* 4/1951	Berger	D7/650
D173,124 S	* 9/1954	Niblack	D7/650
D177,743 S	* 5/1956	Marx	D7/650
2,803,876 A	8/1957	Nelson	
D189,885 S	* 3/1961	Gerson	D8/34
4,546,510 A	10/1985	Harrison	
D330,405 S	* 10/1992	Luchak	D22/118
5,297,345 A	3/1994	Jaakola	
D362,485 S	* 9/1995	Hall	D22/118
D392,016 S	* 3/1998	Balolia	D22/118
D403,204 S	12/1998	Kwok	
D409,270 S	* 5/1999	Balolia	D22/118
D410,176 S	5/1999	Stokes	
D414,986 S	10/1999	Mulhauser	
D417,132 S	11/1999	Schneider	

D433,288 S	* 11/2000	Chien	D7/649
D439,806 S	* 4/2001	Juhlin et al.	D7/650
D454,768 S	3/2002	Onion	
D461,689 S	* 8/2002	Lothe	D7/649
D461,998 S	* 8/2002	Sylva et al.	D7/650
D462,241 S	* 9/2002	Lothe	D7/649
D468,973 S	1/2003	Sun	
D472,446 S	4/2003	Brown	
6,658,743 B1	* 12/2003	Dudley et al.	30/314
D494,441 S	* 8/2004	Chen	D8/107
D496,563 S	* 9/2004	Marsden et al.	D7/650
D502,526 S	* 3/2005	Rae	D22/118

OTHER PUBLICATIONS

Red Head 2003 Hunting Catalog, Bass Pro Shop—Edition I—Collector’s Catalog Featuring Legendary Bucks; Item “N” Kershaw Majesty, p. 228.*

* cited by examiner

Primary Examiner—Caron D. Veynar

Assistant Examiner—Ricky Pham

(74) *Attorney, Agent, or Firm*—Neal, Gerber & Eisenberg LLP

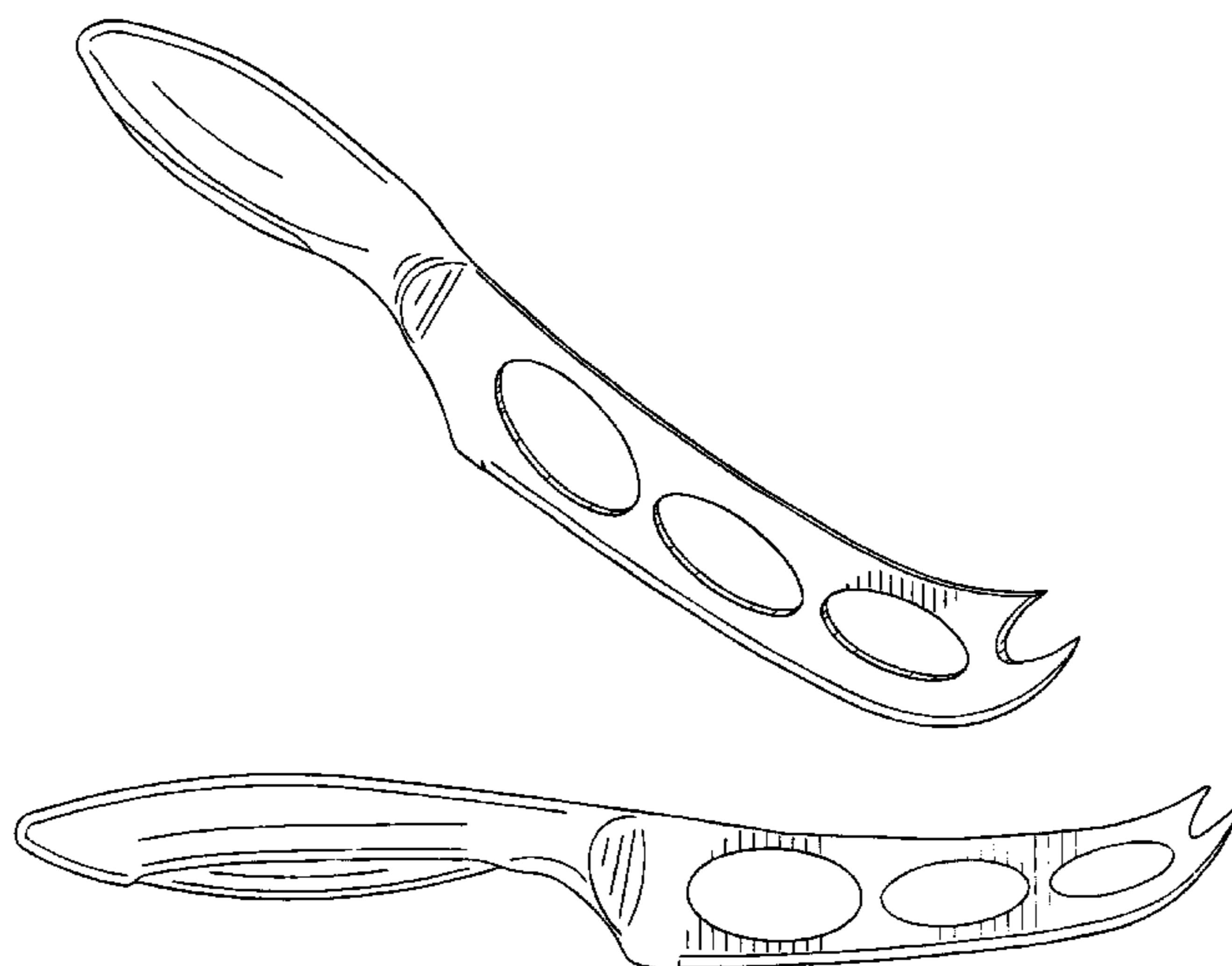
(57) **CLAIM**

The ornamental design for a knife, as shown.

DESCRIPTION

FIG. 1 is a perspective view of the knife embodying the inventive aspects of the present invention; FIG. 2 is a front elevational view of the knife shown in FIG. 1; FIG. 3 is a rear elevational view of the knife shown in FIG. 1; FIG. 4 is a left elevational view of the knife shown in FIG. 1; FIG. 5 is a right elevational view of the knife shown if FIG. 1; FIG. 6 is a top plan view of the knife shown in FIG. 1; and, FIG. 7 is a bottom plan view of the knife shown in FIG. 1.

1 Claim, 3 Drawing Sheets



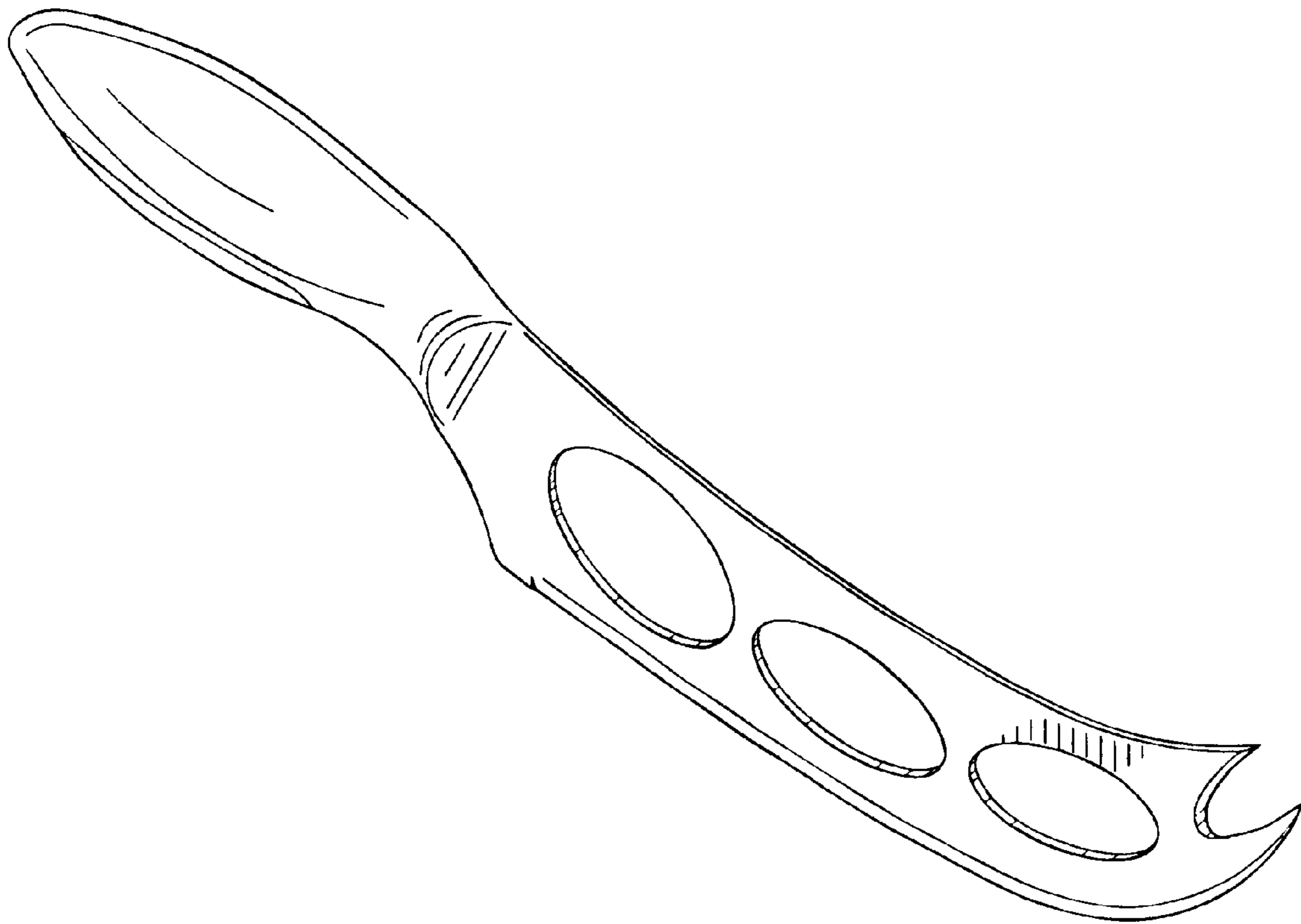


FIG. 1

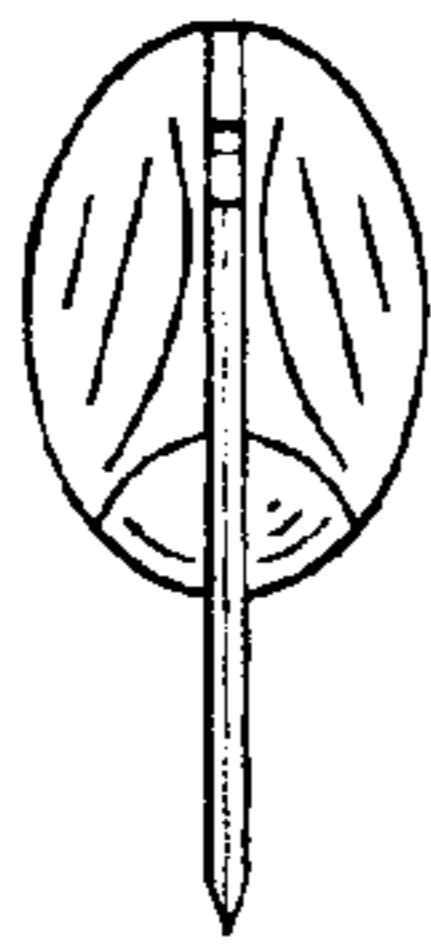


FIG. 2

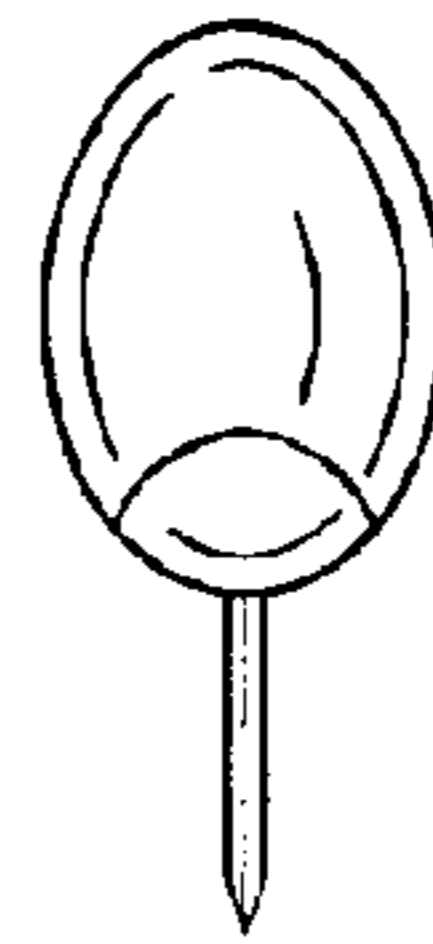


FIG. 3

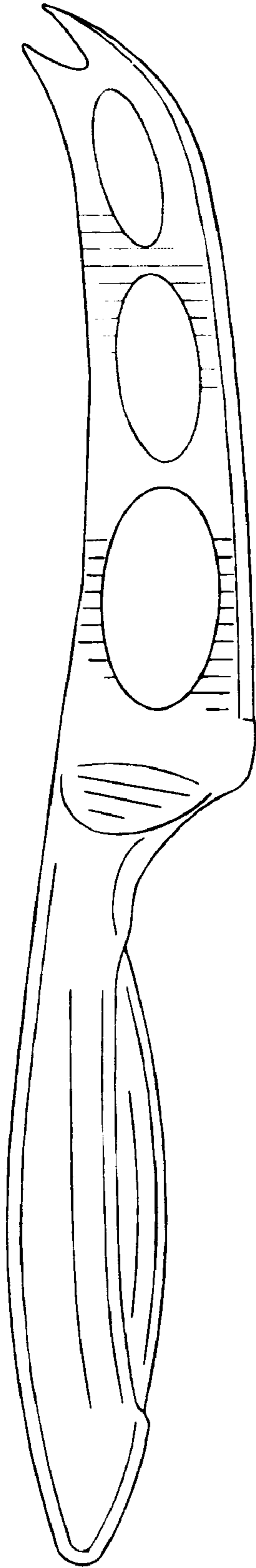


FIG. 4

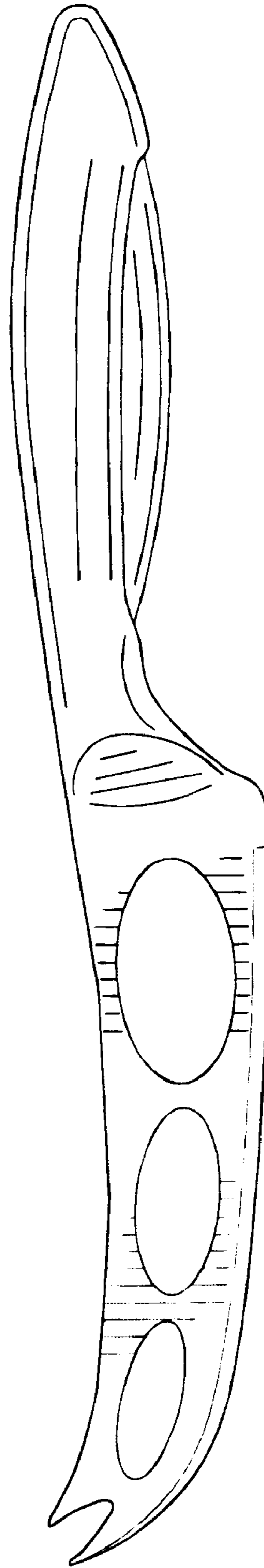


FIG. 5

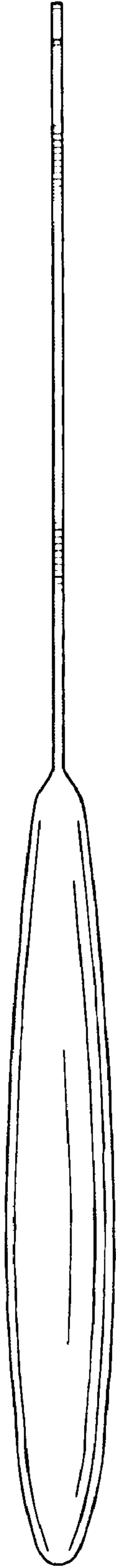


FIG. 6

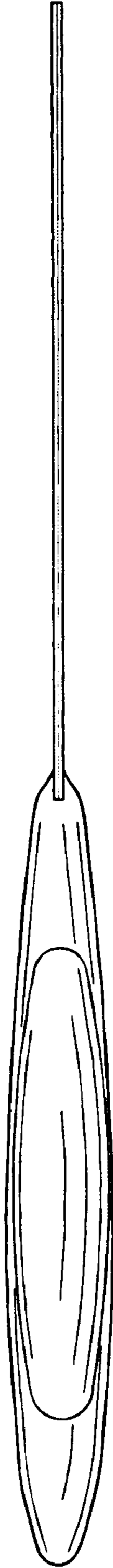


FIG. 7