



US00D525065S

(12) **United States Design Patent**  
**Coppola**

(10) **Patent No.:** **US D525,065 S**

(45) **Date of Patent:** **\*\* Jul. 18, 2006**

(54) **DOLPHIN PILLOW**

D441,817 S \* 5/2001 Welch ..... D21/714  
D484,449 S \* 12/2003 Ziemer et al. .... D12/317

(75) Inventor: **John Coppola**, Wailuku, HI (US)

**OTHER PUBLICATIONS**

(73) Assignee: **Richard T. Cariens, Jr.**, Wailuku, HI (US)

Glide the Dolphin—Ty Pillow Pal, 1997 <http://stores.happytoydepot.com/Detail.bok?no=374>.\*

(\*\*) Term: **14 Years**

Dolphin Photo—The Animal Photo Archives <http://animals.timduru.org/dirlist/dolphin/dolphin-02.jpg>.\*

(21) Appl. No.: **29/221,382**

Dolphin Photo—The Animal Photo Archives [http://animals.timduru.org/view/dolphin,COMMONDOLPHIN\\_01-IN-FLIGHT.JPG](http://animals.timduru.org/view/dolphin,COMMONDOLPHIN_01-IN-FLIGHT.JPG).\*

(22) Filed: **Jan. 13, 2005**

\* cited by examiner

(51) **LOC (8) Cl.** ..... **06-13**

(52) **U.S. Cl.** ..... **D6/601**

(58) **Field of Classification Search** ..... D6/595–598,  
D6/601; D12/317; D21/473, 584, 597, 599,  
D21/714; D2/869; D11/27, 31, 44, 50, 100,  
D11/134, 158; D24/214

*Primary Examiner*—Robert M. Spear

*Assistant Examiner*—Mary Ann Calabrese

(74) *Attorney, Agent, or Firm*—James E. Brunton, Esq.

See application file for complete search history.

(57) **CLAIM**

The ornamental design for a “dolphin pillow,” as shown.

(56) **References Cited**

**DESCRIPTION**

**U.S. PATENT DOCUMENTS**

FIG. 1 is a perspective view of a dolphin pillow showing my new design;

- D239,312 S \* 3/1976 Foreman ..... D11/27
- D245,806 S \* 9/1977 Cone ..... D21/599
- D261,374 S \* 10/1981 Santa-Eulalia Carvajales  
et al. .... D11/158
- D341,867 S \* 11/1993 Miuccio ..... D21/599
- D364,660 S \* 11/1995 Rahbek ..... D21/597
- D374,484 S \* 10/1996 Haynes ..... D24/214
- D402,844 S \* 12/1998 Rosenstadt et al. .... D6/598
- D406,439 S \* 3/1999 Morais ..... D2/869
- D417,474 S \* 12/1999 Yamazaki ..... D21/597

FIG. 2 is a front view thereof;

FIG. 3 is a rear view thereof;


FIG. 4 is a side view thereof;

FIG. 5 is a top plan view thereof; and,

FIG. 6 is a bottom plan view thereof.

In the drawings, the broken lines represent stitching forming part of the claimed design.

**1 Claim, 2 Drawing Sheets**






Fig. 1




Fig. 2

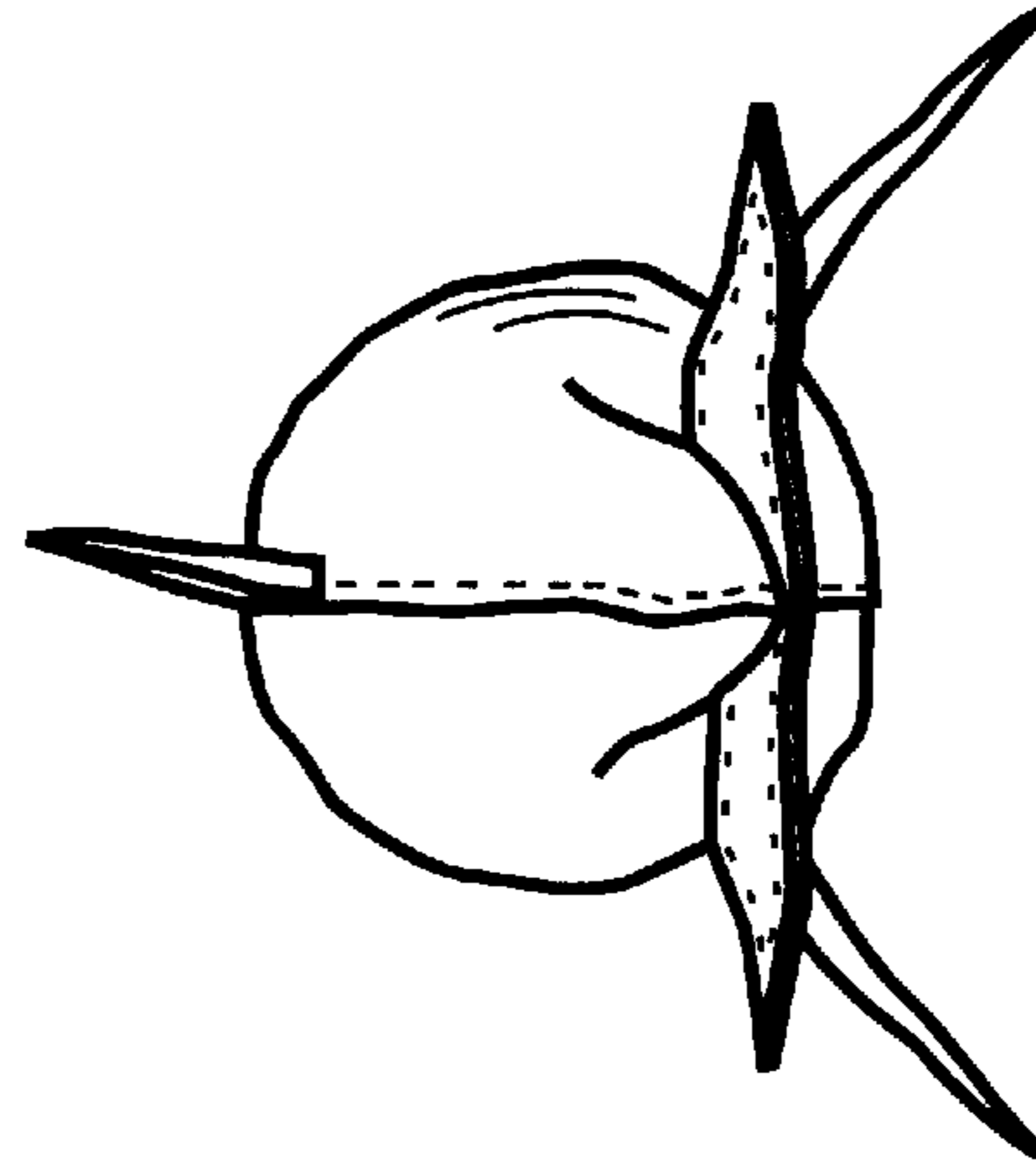

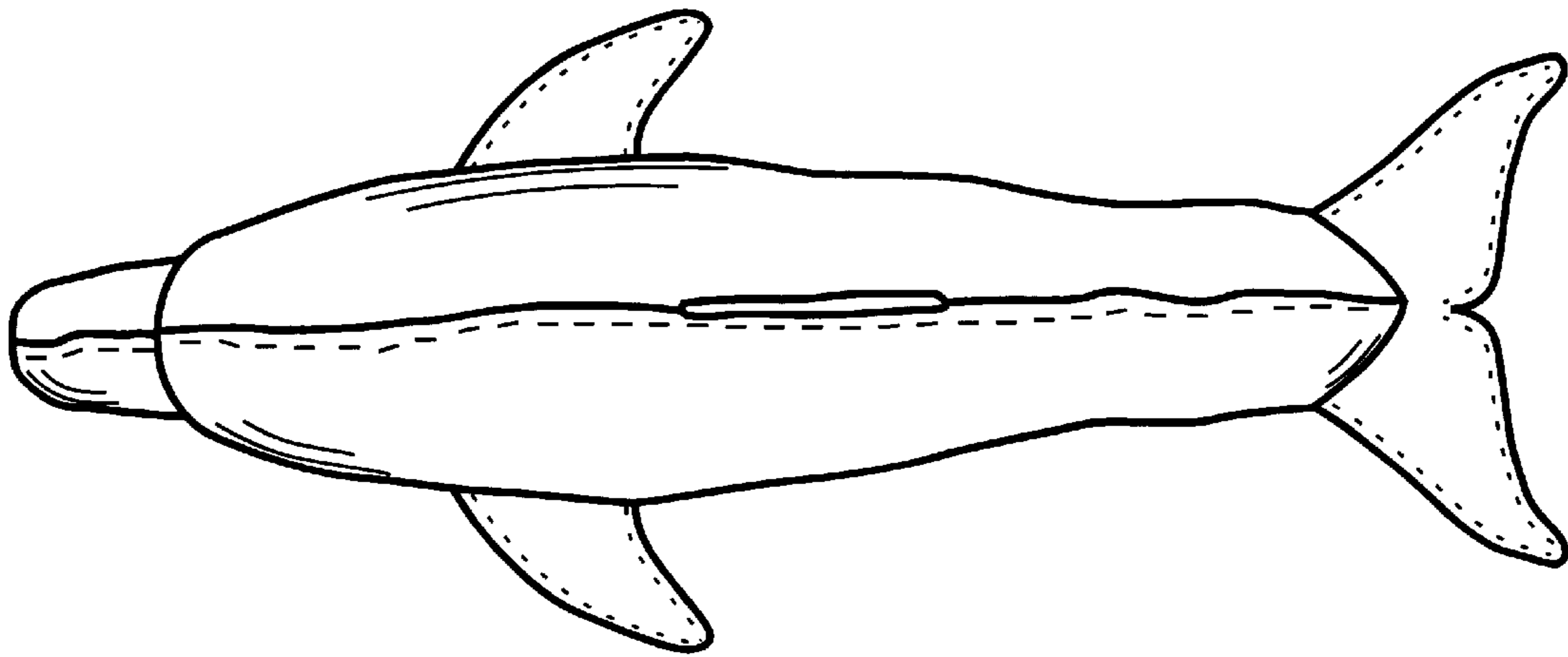


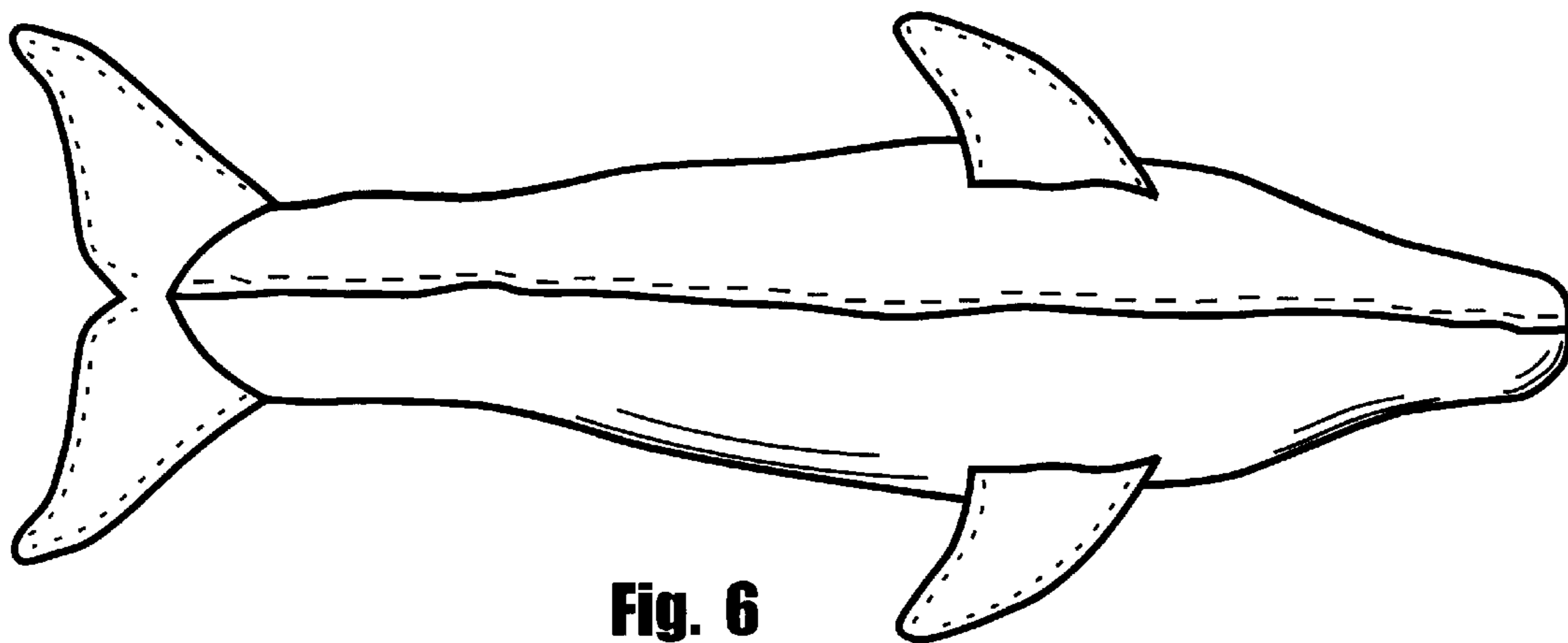
Fig. 3



**Fig. 4**



**Fig. 5**



**Fig. 6**