



US00D525045S

(12) **United States Design Patent**  
**Natuzzi**

(10) **Patent No.:** **US D525,045 S**  
(45) **Date of Patent:** **\*\* Jul. 18, 2006**

(54) **SOFA**  
(75) **Inventor:** **Pasquale Natuzzi**, Santeramo in Colle  
Bari (IT)

D498,598 S \* 11/2004 Schweikarth et al. .... D6/334  
D501,095 S \* 1/2005 Zydko Hoyas et al. .... D6/335  
D508,335 S \* 8/2005 Ghetti ..... D6/335  
D509,370 S \* 9/2005 Natuzzi ..... D6/334

(73) **Assignee:** **Natuzzi S.P.A.**, Bari (IT)

(\*\*) **Term:** **14 Years**

(21) **Appl. No.:** **29/216,245**

(22) **Filed:** **Oct. 29, 2004**

(51) **LOC (8) Cl.** ..... **06-01**

(52) **U.S. Cl.** ..... **D6/381**

(58) **Field of Classification Search** ..... D6/334-337,  
D6/349, 369, 381, 382, 384, 390, 391, 374,  
D6/500-502, 373; 297/232-233, 240, 242,  
297/244-245, 445.1, 446.1, 451.9, 452.11,  
297/452.12; 5/12.1

See application file for complete search history.

(56) **References Cited**

**U.S. PATENT DOCUMENTS**

D353,273 S \* 12/1994 Natuzzi et al. .... D6/381  
D368,599 S \* 4/1996 Hopper ..... D6/381  
D424,316 S \* 5/2000 Natuzzi et al. .... D6/381  
D425,711 S \* 5/2000 Desombre ..... D3/664  
D429,082 S \* 8/2000 Desombre ..... D6/381  
D432,336 S \* 10/2000 Gibson ..... D6/500  
D485,687 S \* 1/2004 Natuzzi ..... D6/334  
D487,997 S \* 4/2004 Natuzzi ..... D6/381  
D489,188 S \* 5/2004 Ricci ..... D6/334  
D489,908 S \* 5/2004 Ricci ..... D6/334  
D495,153 S \* 8/2004 Ricci ..... D6/334  
D495,892 S \* 9/2004 Ricci ..... D6/381

**OTHER PUBLICATIONS**

Jackson Sofa and Chair, Design Within Reach catalog, p. 15.\*

Walker Sofa, Storehouse Furniture Ad, p. 10, Jan./Feb. 2001.\*

Natuzzi Model 1635, International Home Furnishings Market, High Point, N.C. Oct. 1997.\*

Natuzzi Model 1637, International Home Furnishings Market, High Point, N.C. Oct. 1997.\*

\* cited by examiner

*Primary Examiner*—Sandra S. Snapp

(74) *Attorney, Agent, or Firm*—Egbert Law Offices

(57) **CLAIM**

I claim the ornamental design for a sofa, as shown and described.

**DESCRIPTION**

FIG. 1 is a front elevation view of the sofa showing my design.

FIG. 2 is a top plan view thereof;

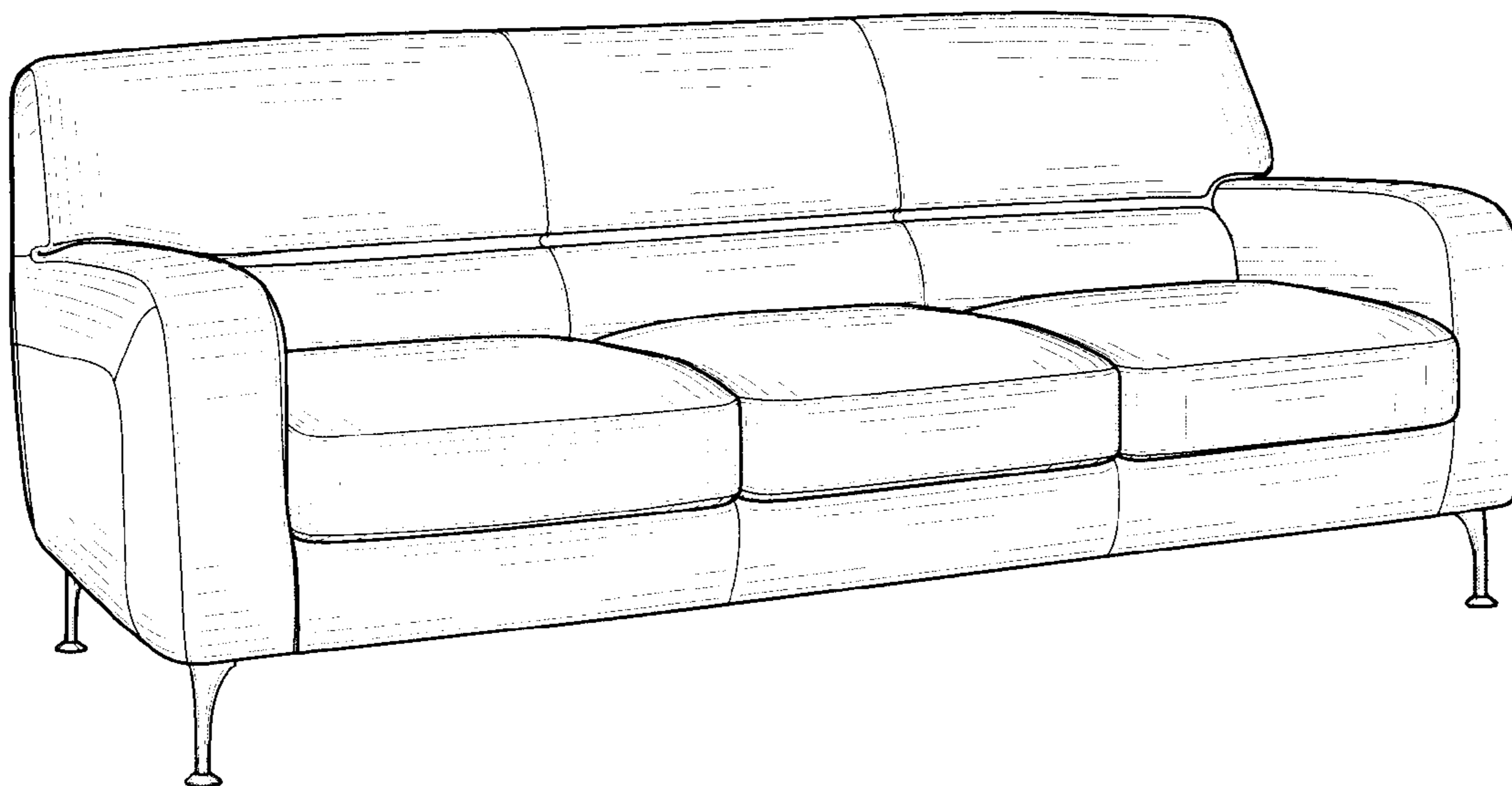
FIG. 3 is a front perspective view thereof;

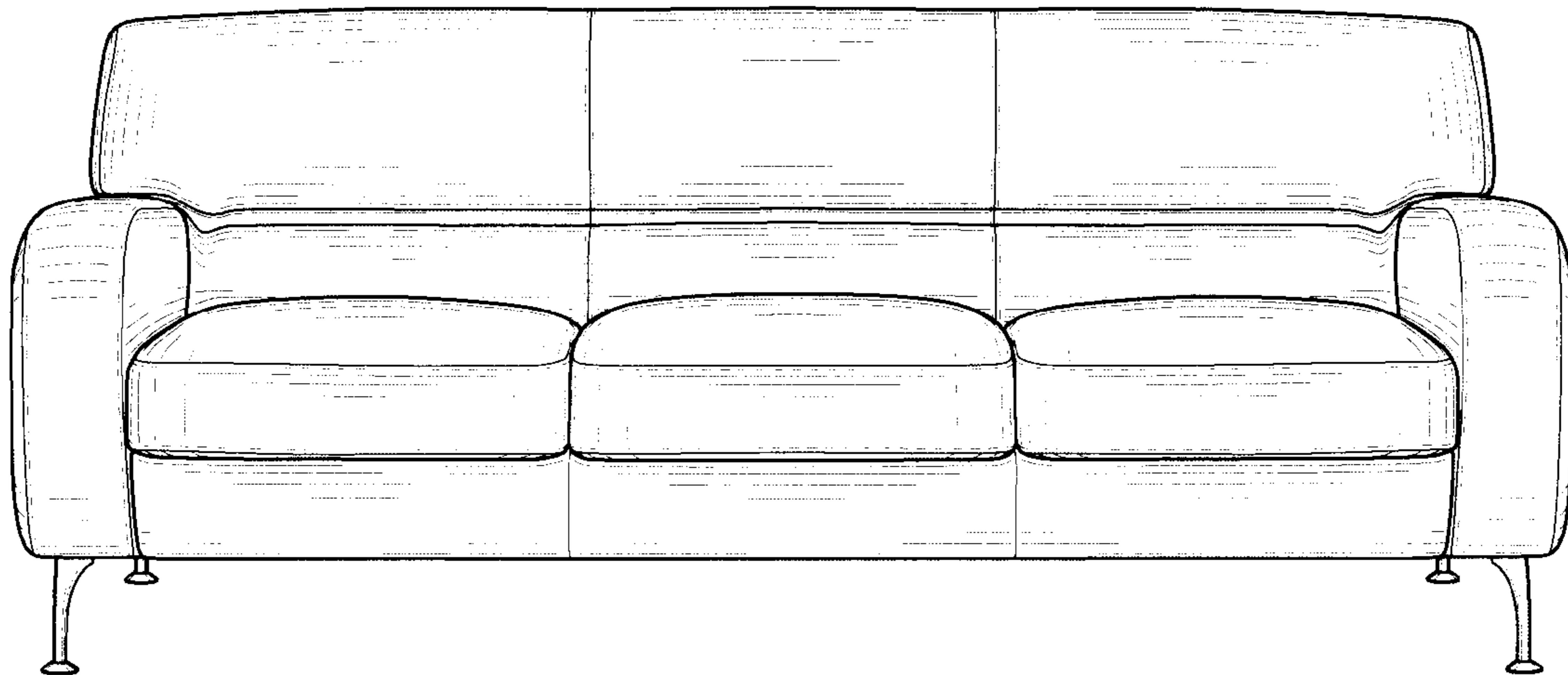
FIG. 4 is a back perspective view thereof; and,

FIG. 5 is a side view thereof, an opposite side view being a mirror image thereof.

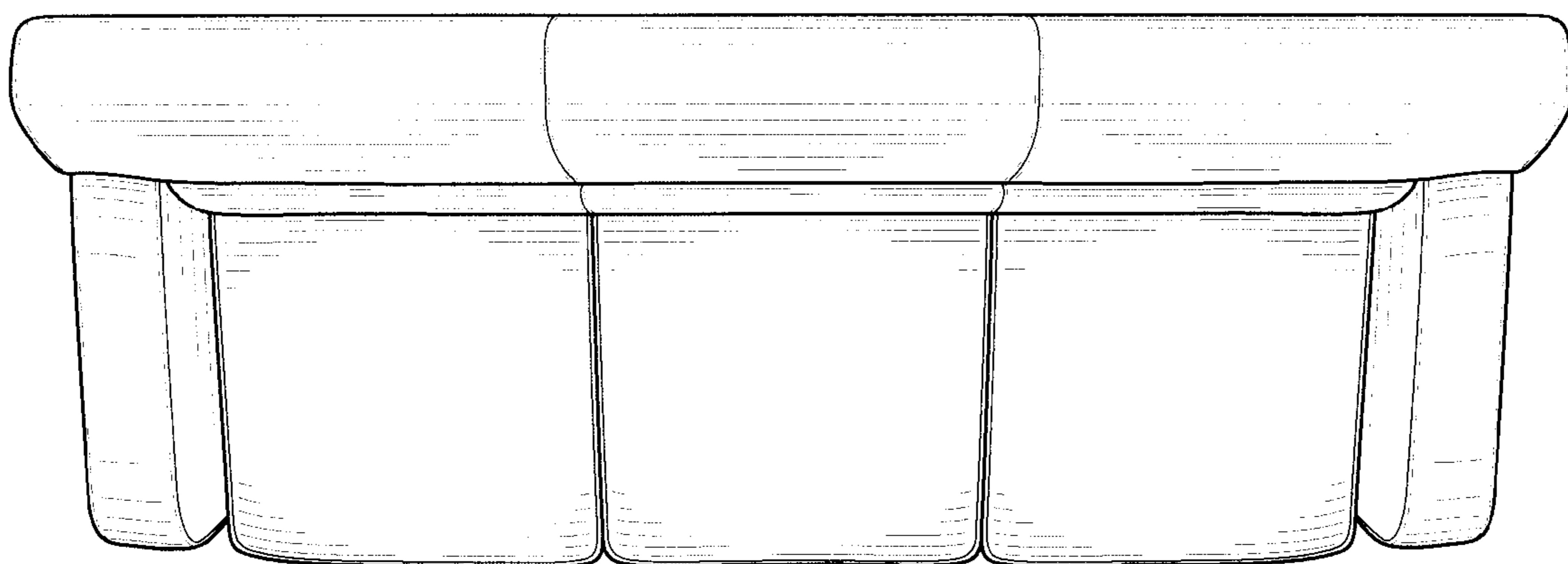
The broken lines shown on the sofa are understood to represent stitching.

**1 Claim, 3 Drawing Sheets**

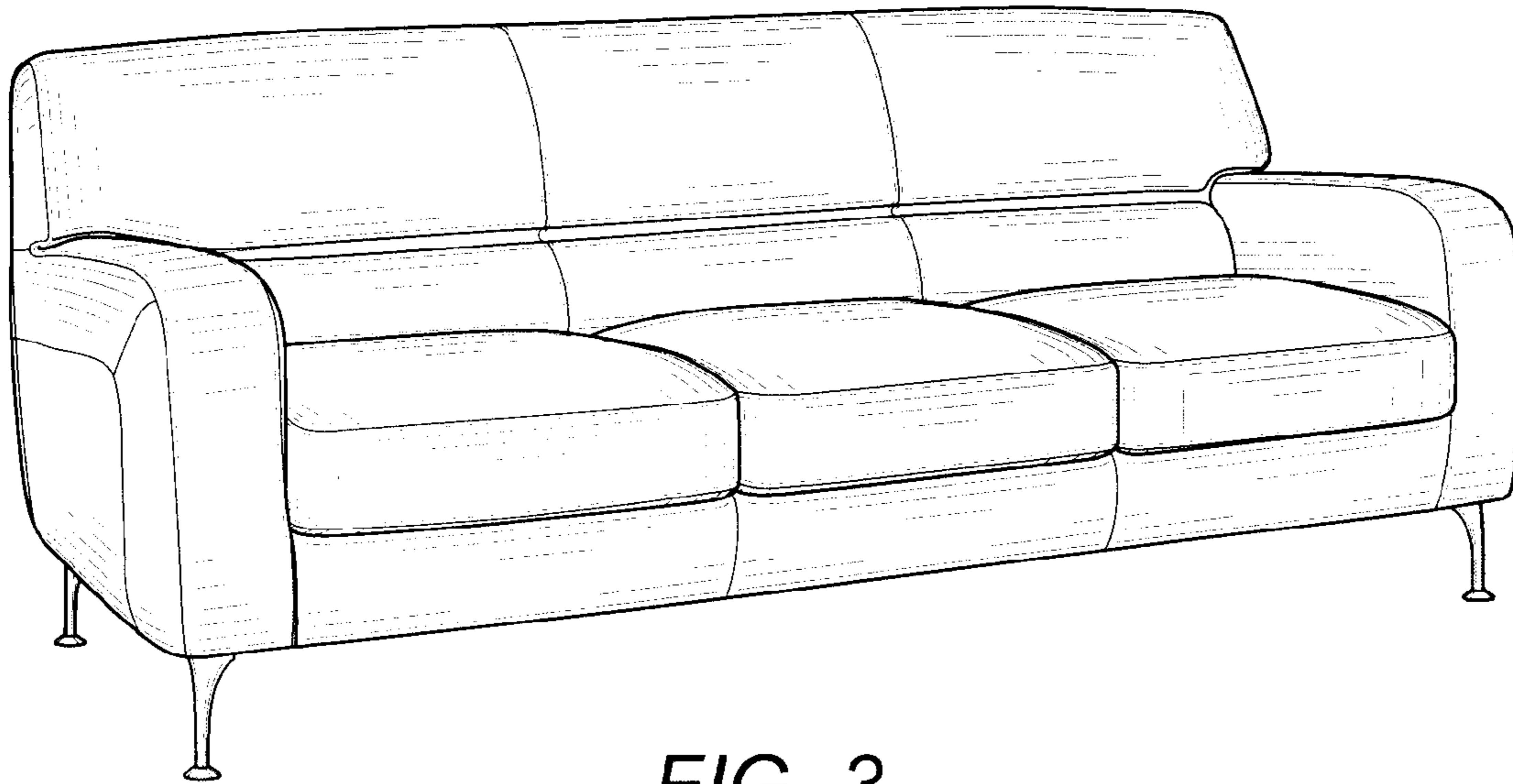




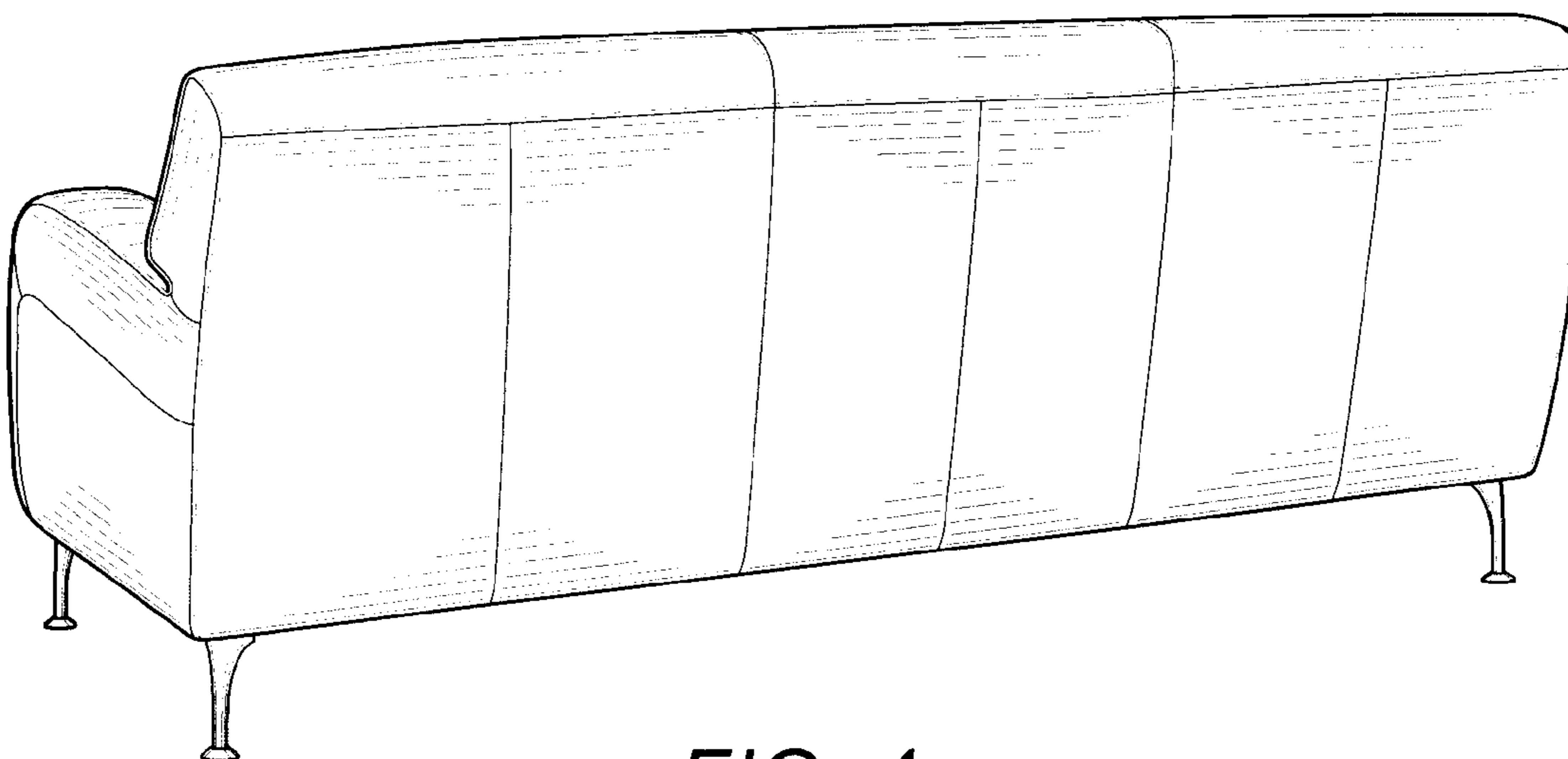
*FIG. 1*




*FIG. 2*



*FIG. 3*



*FIG. 4*



**FIG. 5**