

US00D525044S

(12) **United States Design Patent**
Natuzzi

(10) **Patent No.:** **US D525,044 S**
(45) **Date of Patent:** **** Jul. 18, 2006**

- (54) **SOFA**
- (75) Inventor: **Pasquale Natuzzi**, Santeramo in Colle
Bari (IT)
- (73) Assignee: **Natuzzi S.P.A.**, Bari (IT)
- (**) Term: **14 Years**
- (21) Appl. No.: **29/216,189**
- (22) Filed: **Oct. 29, 2004**

D493,039 S	*	7/2004	Ricci	D6/381
D495,153 S	*	8/2004	Ricci	D6/334
D495,514 S	*	9/2004	Ricci	D6/381
D495,518 S	*	9/2004	Ricci	D6/381
D495,892 S	*	9/2004	Ricci	D6/381
D495,893 S	*	9/2004	Ricci	D6/381
D498,598 S	*	11/2004	Schweikarth et al.	D6/334
D499,261 S	*	12/2004	Ricci	D6/381
D499,263 S	*	12/2004	Ricci	D6/381
D501,095 S	*	1/2005	Zydko Hoyas et al.	D6/335
D502,614 S	*	3/2005	Tapinassi et al.	D6/381
D508,335 S	*	8/2005	Ghetti	D6/335
D509,370 S	*	9/2005	Natuzzi	D6/334

- (51) **LOC (8) Cl.** **06-01**
- (52) **U.S. Cl.** **D6/381**
- (58) **Field of Classification Search** D6/334-337,
D6/349, 369, 381, 382, 384, 390, 391, 374,
D6/500-502, 373; 297/232-233, 240, 242,
297/244-245, 445.1, 446.1, 451.9, 452.11,
297/452.12; 5/12.1

See application file for complete search history.

(56) **References Cited**

U.S. PATENT DOCUMENTS

D94,831 S	*	3/1935	Granovsky	D6/381
D353,273 S	*	12/1994	Natuzzi et al.	D6/381
D368,599 S	*	4/1996	Hopfer	D6/381
D424,316 S	*	5/2000	Natuzzi et al.	D6/381
D425,711 S	*	5/2000	Desombre	D6/334
D429,082 S	*	8/2000	Desombre	D6/381
D432,336 S	*	10/2000	Gibson	D6/500
D460,285 S	*	7/2002	Natuzzi et al.	D6/381
D466,325 S	*	12/2002	Nicoletti	D6/381
D477,152 S	*	7/2003	Levy	D6/381
D484,327 S	*	12/2003	Ricci	D6/381
D485,687 S	*	1/2004	Natuzzi	D6/334
D487,645 S	*	3/2004	Natuzzi	D6/381
D487,997 S	*	4/2004	Natuzzi	D6/381
D489,188 S	*	5/2004	Ricci	D6/334
D489,908 S	*	5/2004	Ricci	D6/334
D489,915 S	*	5/2004	Natuzzi	D6/381

OTHER PUBLICATIONS

- Sofa in middle of German sofa advertisement to left of sofa #6, 1 pg., SW Jul. 1999.*
- Sofa located in middle of page, Furniture Today, Apr. 29, 2002, vol. 26, No. 33, 1 pg.*

* cited by examiner

Primary Examiner—Sandra S. Snapp

(74) *Attorney, Agent, or Firm*—Egbert Law Offices


(57) **CLAIM**

I claim the ornamental design for a sofa, as shown and described.

DESCRIPTION

FIG. 1 is a front elevation view of the sofa showing my design.
 FIG. 2 is top plan view thereof;
 FIG. 3 is a front perspective view thereof;
 FIG. 4 is a back perspective view thereof; and,
 FIG. 5 is a side view thereof, an opposite side view being a mirror image thereof.
 The broken lines shown on the sofa are understood to represent stitching.

1 Claim, 3 Drawing Sheets






FIG. 1

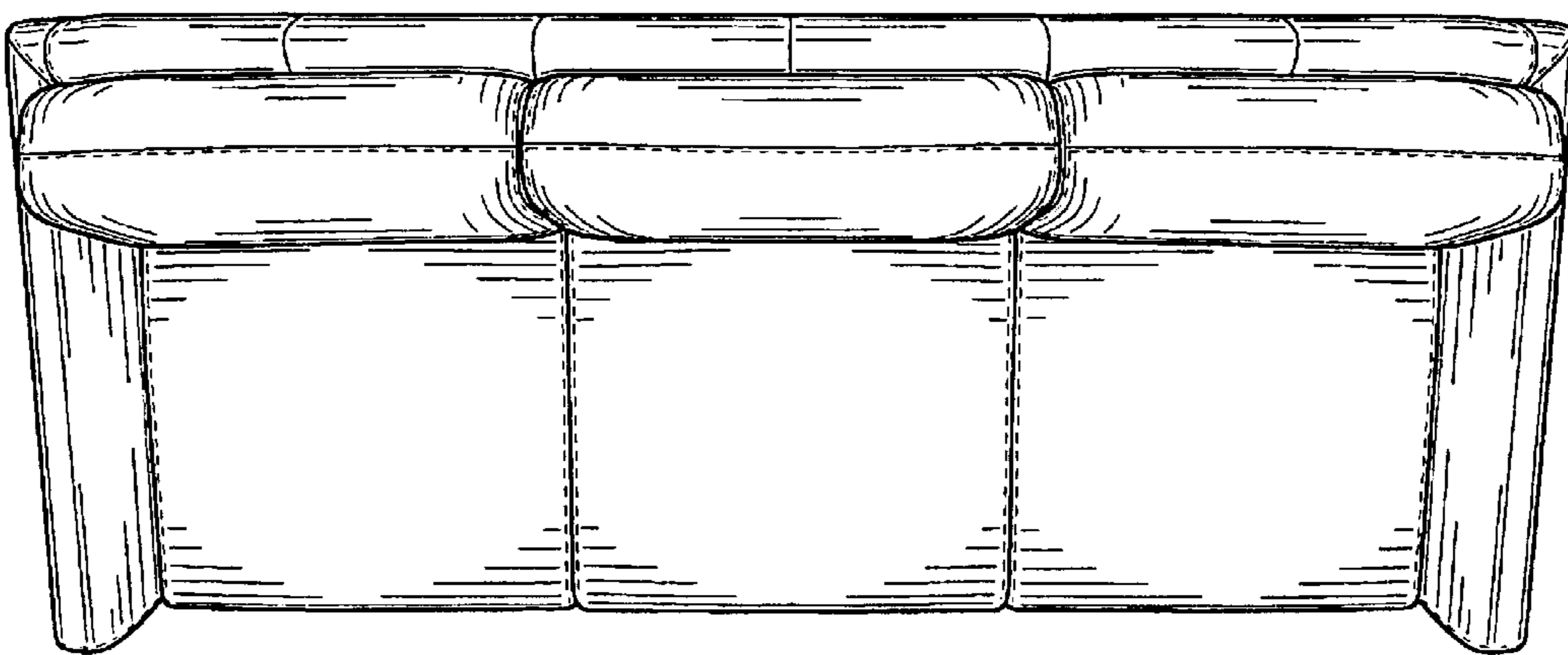


FIG. 2




FIG. 3

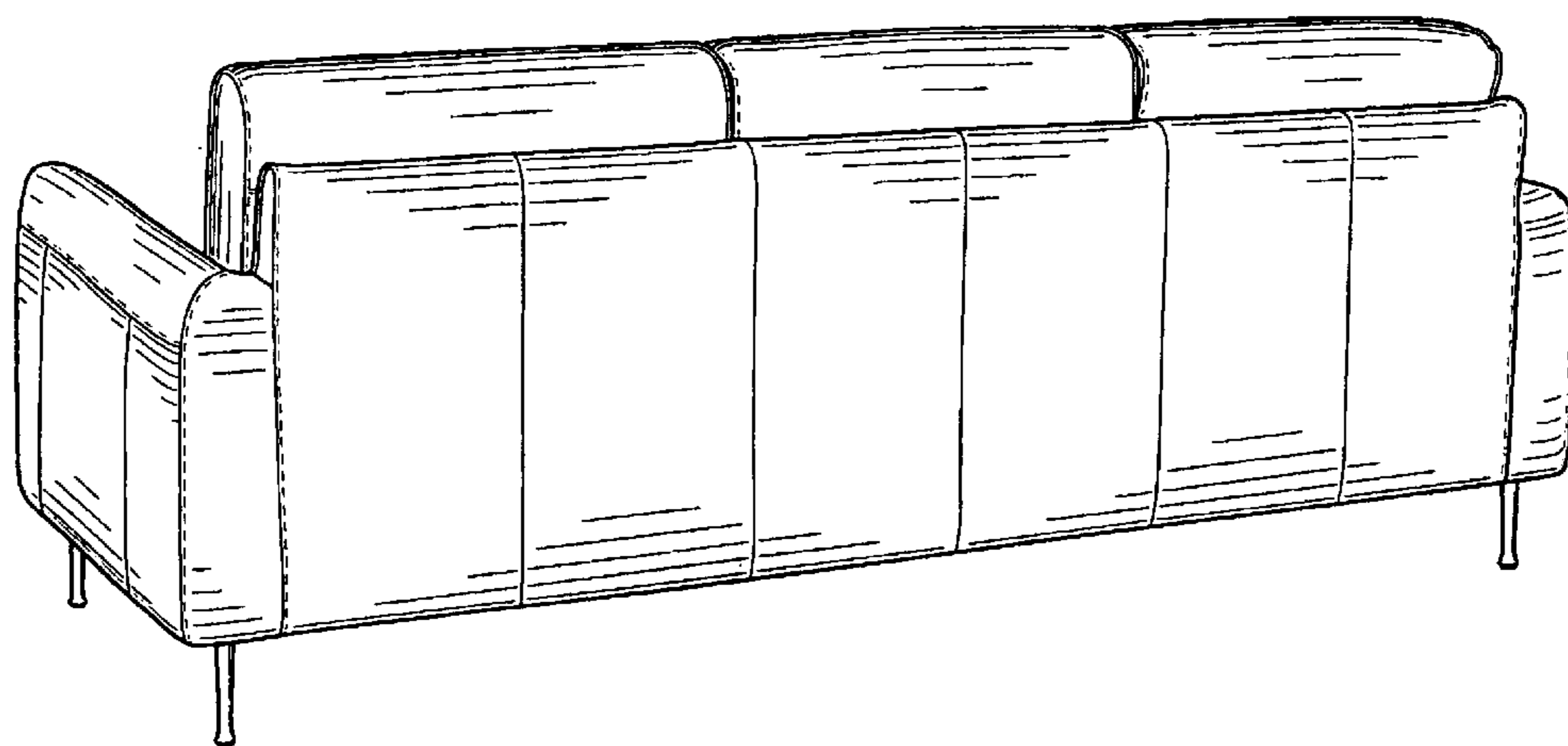


FIG. 4




FIG. 5