



US00D525041S

(12) **United States Design Patent**
Gehry

(10) **Patent No.:** **US D525,041 S**
(45) **Date of Patent:** **** Jul. 18, 2006**

(54) **CHAIR**

(76) **Inventor:** **Frank O. Gehry**, 12451 Beatric St.,
Marina Del Rey, CA (US) 90066

(**) **Term:** **14 Years**

(21) **Appl. No.:** **29/238,129**

(22) **Filed:** **Sep. 12, 2005**

D339,940 S	10/1993	Balderi et al.	D6/502
D343,070 S	1/1994	Rasmussen	D6/375
5,507,563 A	4/1996	Arthur, Jr.	297/452.13
5,911,478 A	6/1999	Goodman	297/452.13
D426,971 S	6/2000	Tseng	D6/375
D429,077 S	8/2000	Lin	D6/360
D431,727 S	10/2000	Bell	D6/373
D450,945 S	11/2001	Lo	D6/375
6,517,161 B1	2/2003	Lo	297/452.13
D497,489 S	10/2004	Judy	D6/375
D513,910 S	* 1/2006	Gehry	D6/500

Related U.S. Application Data

(60) Continuation-in-part of application No. 29/235,076, filed on Jul. 27, 2005, which is a division of application No. 29/203,333, filed on Apr. 13, 2004, now Pat. No. Des. 513,910.

(51) **LOC (8) Cl.** **06-01**

(52) **U.S. Cl.** **D6/373; D6/375**

(58) **Field of Classification Search** D6/334,
D6/335, 360, 370-373, 374-376, 379, 500-502;
297/423.21, 445.1, 446.1, 448.1, 448.2, 452.12,
297/452.13, 452.19

See application file for complete search history.

(56) **References Cited**

U.S. PATENT DOCUMENTS

D109,421 S	4/1938	Rogers	D6/370
D169,299 S	4/1953	Willemin	D6/375
3,180,685 A	* 4/1965	Rogalski et al.	297/448.2
D207,777 S	* 5/1967	JaKobsen	D6/373
3,387,887 A	6/1968	Jakobsen	297/448.2
D214,493 S	6/1969	Ellsworth et al.	D6/373
D227,633 S	7/1973	Kellman	D6/375
D237,848 S	* 12/1975	Sklaroff	D6/373
D262,677 S	* 1/1982	Rowland	D6/373
D289,349 S	4/1987	Vanderminden	D6/379
D295,238 S	* 4/1988	Gammelgaard	D6/373
D335,969 S	6/1993	Hess	D6/373

OTHER PUBLICATIONS

Gehry, Frank O., "Seat Frame", U.S. Appl. No. 29/203,333, filed Apr. 13, 2004, 2 pp.

Gehry, Frank O., "CHAIR", U.S. Appl. No. 29/235,076, filed Jul. 27, 2005, 6 pp.

Gehry, Frank O., "CHAIR", U.S. Appl. No. 29/238,128, filed Sep. 12, 2005, 2 pp.

* cited by examiner

Primary Examiner—Mimosa De

(74) *Attorney, Agent, or Firm*—Heslin Rothenberg Farley & Mesiti P.C.

(57) **CLAIM**

The ornamental design for a chair, as shown and described.

DESCRIPTION

FIG. 1 is a perspective view of a chair in accordance with the new design;


FIG. 2 is a top view thereof;

FIG. 3 is a front elevational view thereof;

FIG. 4 is a left side elevational view thereof, a right side elevational view being a mirror image thereof; and,

FIG. 5 is a rear elevation view thereof.

1 Claim, 5 Drawing Sheets






FIG. 1



FIG. 2




FIG. 3

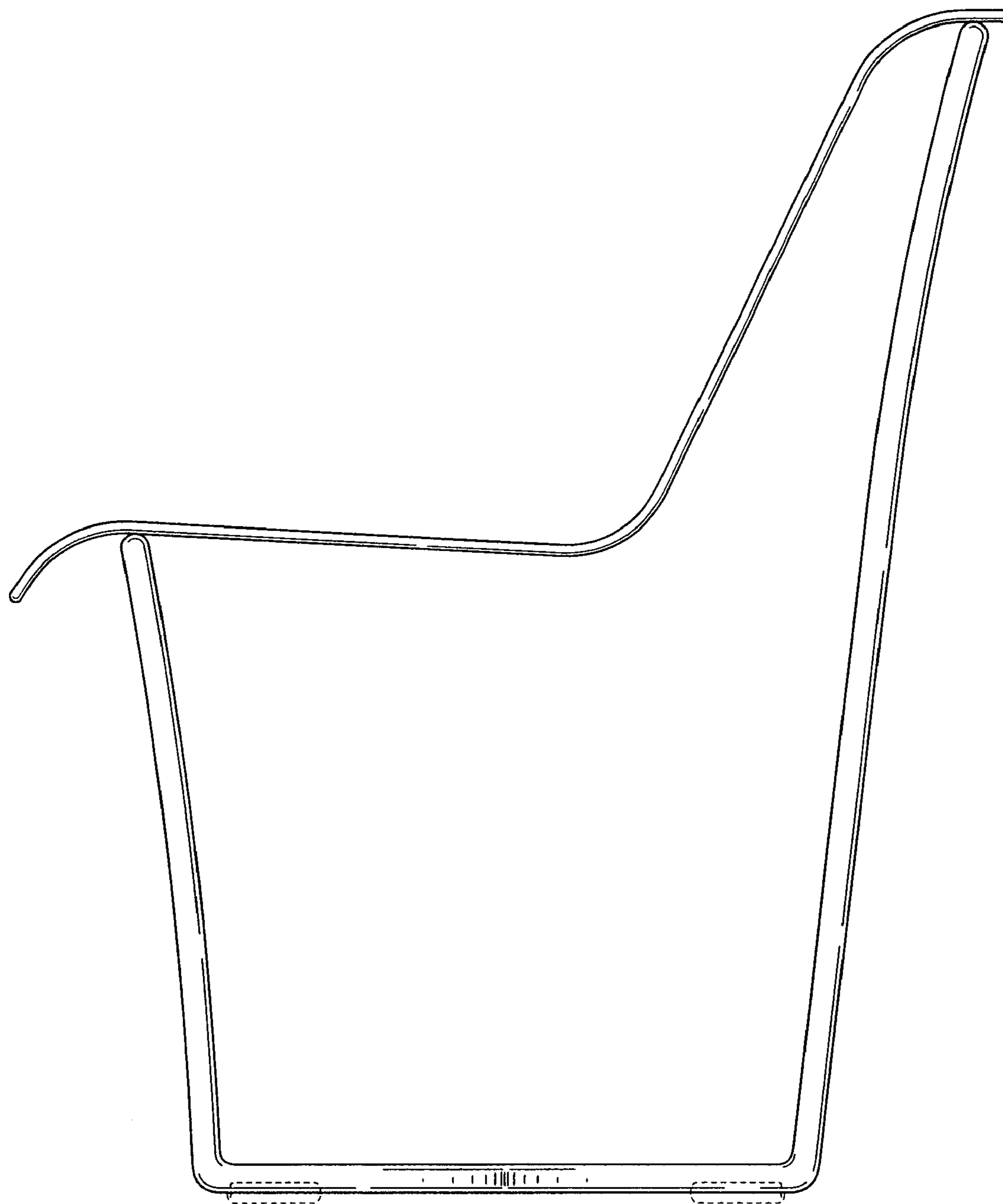


FIG. 4




FIG. 5