



US00D525040S

(12) **United States Design Patent**
Muller

(10) **Patent No.:** **US D525,040 S**

(45) **Date of Patent:** **** Jul. 18, 2006**

(54) **LOUNGE CHAIR**

(76) **Inventor:** **Carl A. Muller**, 16451 Barnstable Cir.,
Huntington Beach, CA (US) 92649

(**) **Term:** **14 Years**

(21) **Appl. No.:** **29/201,051**

(22) **Filed:** **Mar. 8, 2004**

(51) **LOC (8) Cl.** **06-01**

(52) **U.S. Cl.** **D6/370**

(58) **Field of Classification Search** D6/334-336,
D6/360, 369, 370, 374, 376, 379, 380, 381,
D6/500-502; 297/232, 411.41, 445.1, 446.1,
297/452.63

See application file for complete search history.

(56) **References Cited**

U.S. PATENT DOCUMENTS

D272,693 S	*	2/1984	Claman	D6/369
D311,461 S		10/1990	Lee et al.	D6/380
D320,892 S	*	10/1991	Kinard et al.	D6/369
D348,572 S		7/1994	Glass	D6/379
D380,100 S		6/1997	Smith	D6/369
D386,910 S	*	12/1997	Saiger	D6/334
D392,118 S	*	3/1998	Proserpio	D6/369
D399,665 S		10/1998	Muller	D6/370
D416,717 S	*	11/1999	Chalmers et al.	D6/500
D417,103 S	*	11/1999	Chalmers et al.	D6/500
D417,104 S	*	11/1999	Chalmers et al.	D6/500
D433,835 S		11/2000	Hutton	D6/370

D481,213 S	*	10/2003	Chalmers et al.	D6/370
D481,214 S	*	10/2003	Chalmers et al.	D6/370
D481,215 S	*	10/2003	Chalmers et al.	D6/370

OTHER PUBLICATIONS

Sutherland 5205 Classic Tub Lounge Chair, 2-page Brochure (1994).

* cited by examiner

Primary Examiner—Mimosa De

(74) *Attorney, Agent, or Firm*—Heslin Rothenberg Farley & Mesiti P.C.

(57) **CLAIM**

The ornamental design for a lounge chair, as shown and described.

DESCRIPTION

FIG. 1 is a perspective view of a lounge chair in accordance with the new design;

FIG. 2 is a front elevational view thereof;

FIG. 3 is a right side elevational view thereof, a left side elevational view being a mirror image thereof;

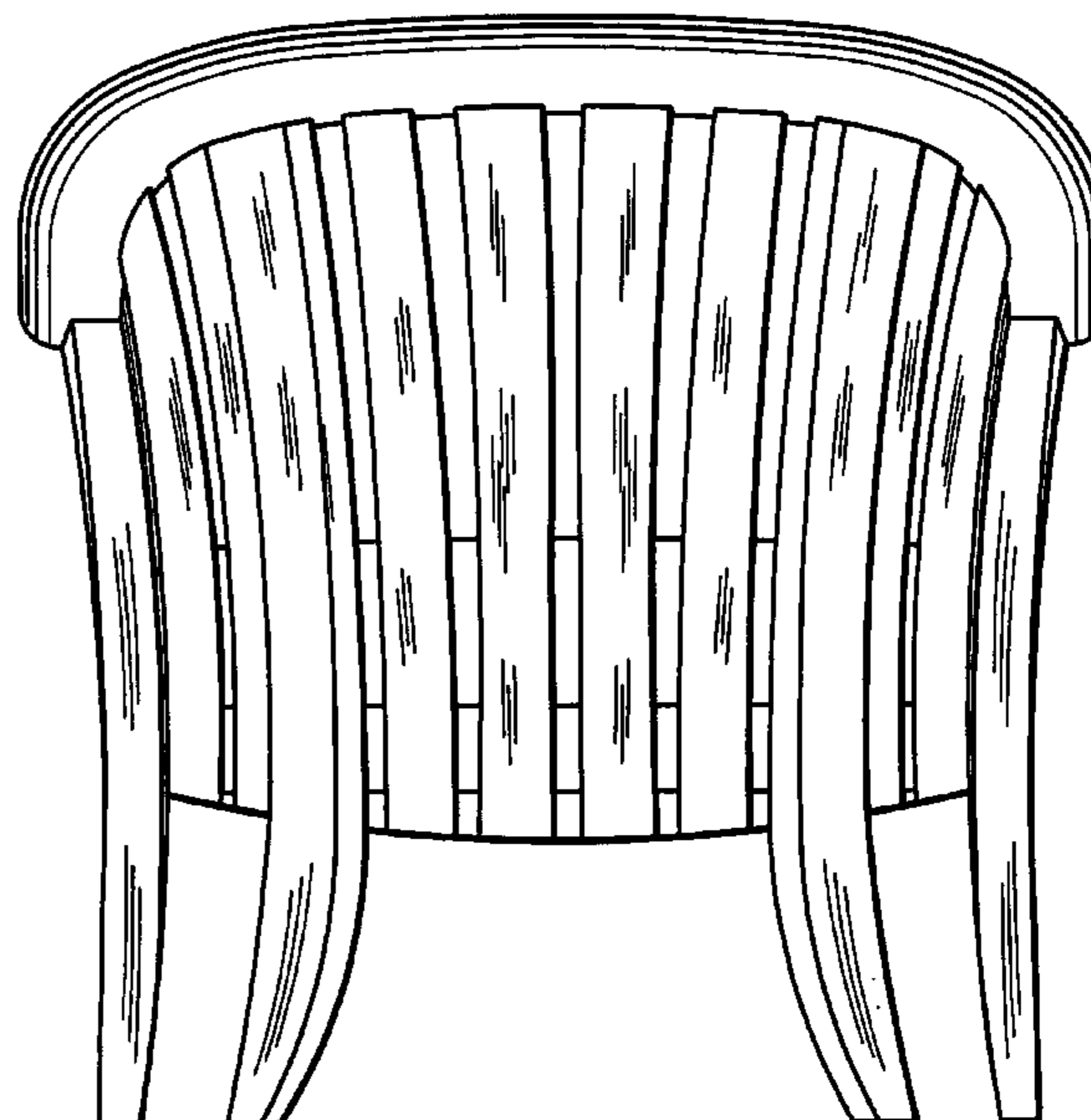

FIG. 4 is a rear elevational view thereof;

FIG. 5 is a top view thereof; and,

FIG. 6 is a front elevational view of an alternative embodiment of the lounge chair shown in FIGS. 1-5 with portions cut away to illustrate indeterminate width.

The broken lines in the figures are for illustrative purposes only and form no part of the claimed invention.

1 Claim, 6 Drawing Sheets






fig. 1




fig. 2

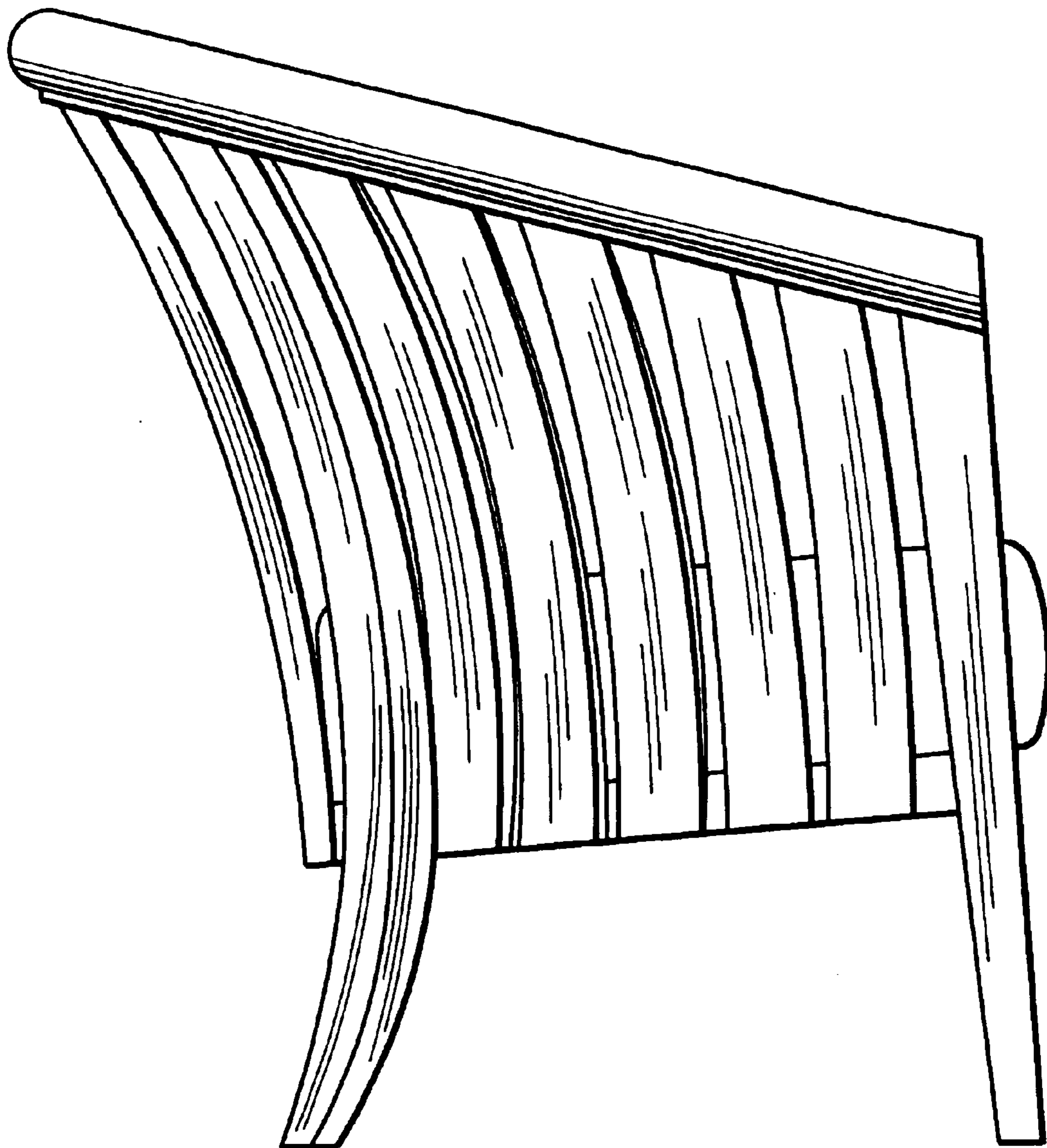


fig. 3

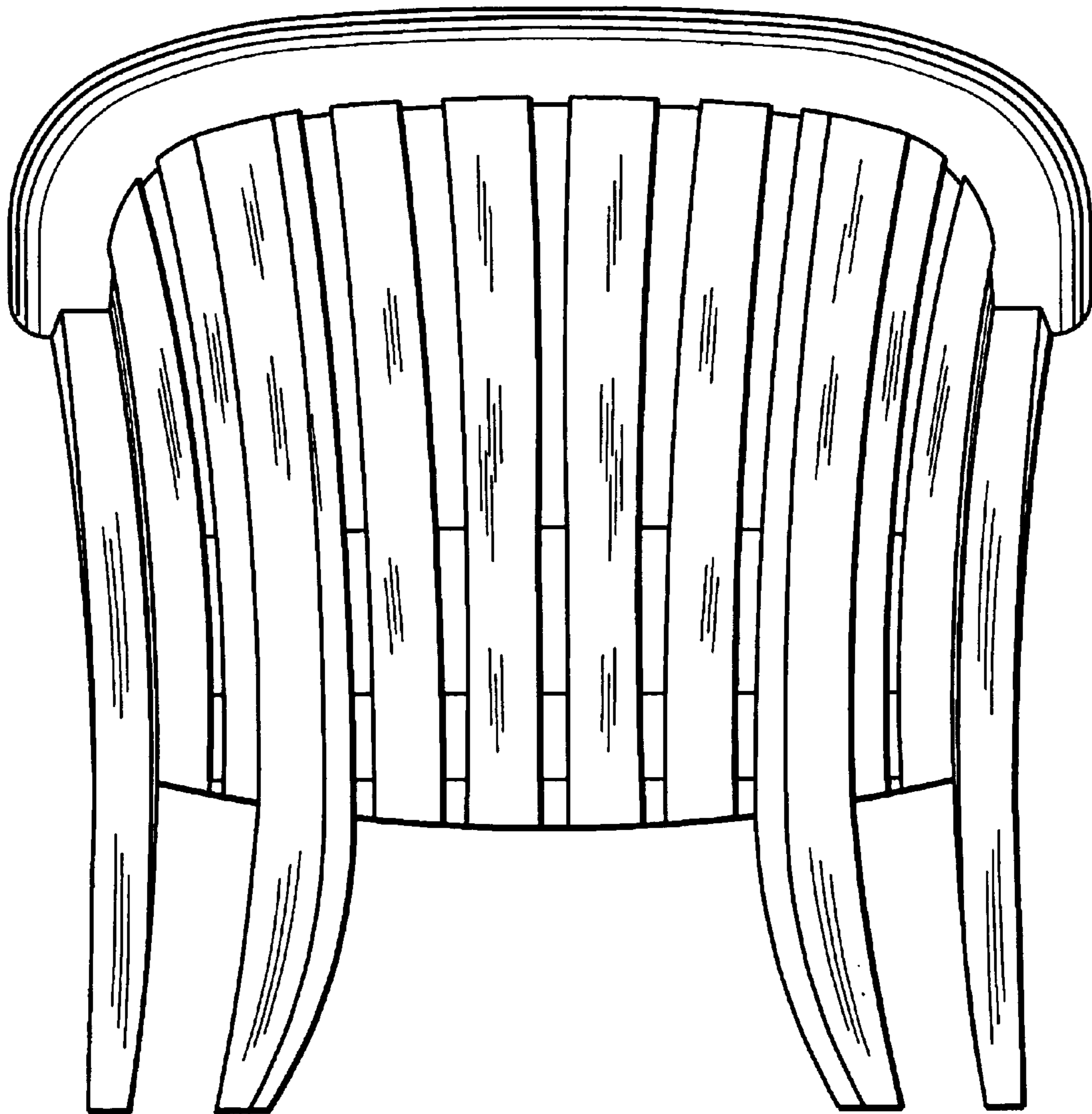


fig. 4

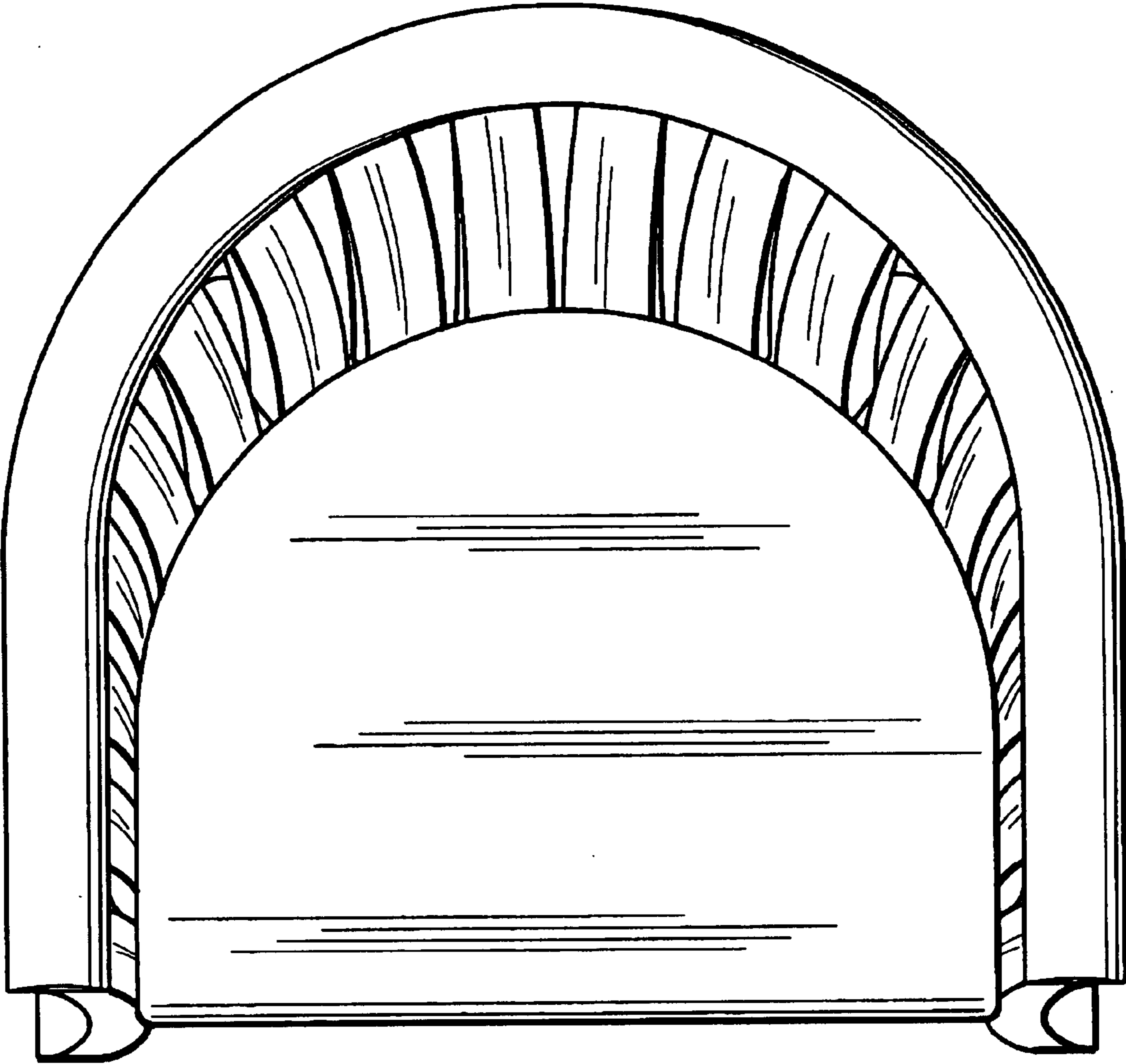


fig. 5

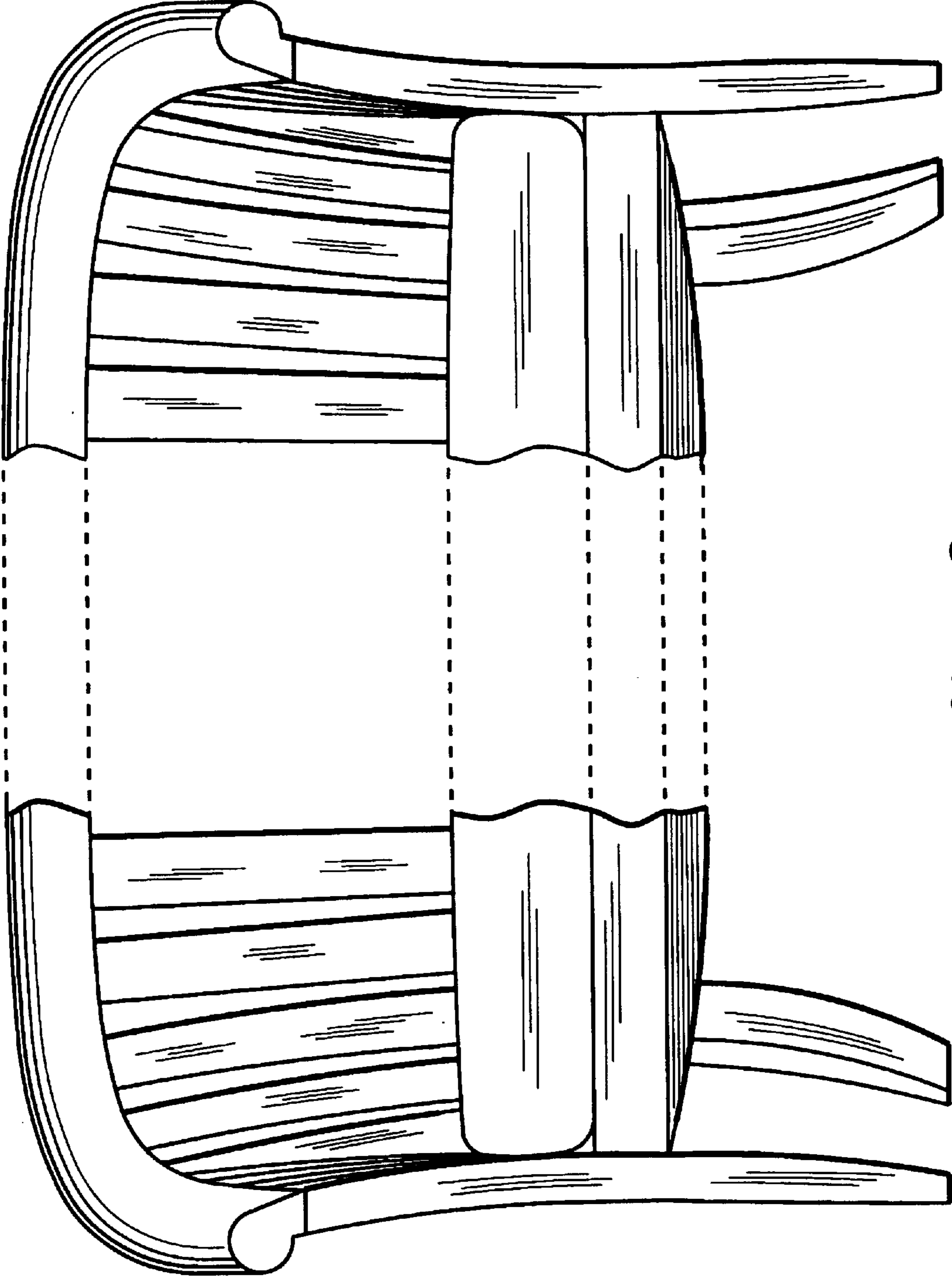


fig. 6