



US00D525037S

(12) **United States Design Patent**
Schmitt

(10) **Patent No.: US D525,037 S**
(45) **Date of Patent: ** Jul. 18, 2006**

(54) **DRESSER MIRROR**
(75) Inventor: **Jack Schmitt**, San Juan Capistrano, CA (US)
(73) Assignee: **Amini Innovation Corp.**, Pico Rivera, CA (US)
(**) Term: **14 Years**
(21) Appl. No.: **29/226,362**
(22) Filed: **Mar. 29, 2005**
(51) **LOC (8) Cl.** **06-07**
(52) **U.S. Cl.** **D6/300**
(58) **Field of Classification Search** D6/300-309, D6/444, 432, 568; 40/700-702, 714, 717, 40/721, 727, 738, 739, 742, 745, 746, 747, 40/768, 777, 778, 779, 782-784, 790-791; 312/204; D11/131
See application file for complete search history.

D383,330 S 9/1997 Lowery
D384,518 S 10/1997 Bergelin
D387,568 S 12/1997 Walters, III et al.
D400,733 S 11/1998 O'Hare
D406,202 S 3/1999 Zaidman
D411,050 S 6/1999 Keller et al.
D412,413 S 8/1999 Keller et al.
D417,554 S * 12/1999 Zaidman D6/300
D424,831 S 5/2000 O'Hare
D437,503 S 2/2001 Ungaro
D448,205 S 9/2001 O'Hare et al.
D450,203 S 11/2001 Vaaler
D451,700 S 12/2001 Vaaler
D454,729 S 3/2002 Vaaler
D459,111 S 6/2002 Tobin, Jr.
D467,095 S 12/2002 Vaaler
D469,626 S 2/2003 Vaaler
D469,631 S 2/2003 Vaaler
D469,982 S 2/2003 Warren et al.
D470,686 S 2/2003 O'Hare
D472,733 S 4/2003 McDaniel et al.
D473,400 S 4/2003 O'Hare
D474,054 S 5/2003 Warren et al.
D474,922 S 5/2003 Vaaler
D475,868 S 6/2003 Vaaler

(56) **References Cited**

U.S. PATENT DOCUMENTS

107,479 A 9/1870 Gilman
2,009,225 A 7/1935 Farrar
D109,986 S 6/1938 Hickerson
3,039,217 A * 6/1962 Stefanakis 40/725
D198,795 S 8/1964 Hekler
D234,177 S 1/1975 Keller
D241,210 S 8/1976 Elsen
D241,211 S 8/1976 Elsen
D258,331 S 2/1981 Brown
D258,333 S 2/1981 Brown
D265,155 S 6/1982 Bravo
D272,698 S 2/1984 Aulbert et al.
D321,438 S 11/1991 Pauer et al.
D329,949 S * 10/1992 White D6/300
D341,502 S 11/1993 Ball
D343,744 S 2/1994 Keller
D346,915 S 5/1994 Roser, Jr.
D350,656 S 9/1994 Ferguson
D371,257 S 7/1996 Paus
D373,033 S 8/1996 Rosebrock
D374,783 S 10/1996 Keller et al.

(Continued)

Primary Examiner—Janice E. Seeger
Assistant Examiner—Sydney R. Buffalow
(74) *Attorney, Agent, or Firm*—Cislo & Thomas LLP


(57) **CLAIM**

I claim the ornamental design for the dresser mirror, as shown and described.

DESCRIPTION

FIG. 1 is a front elevational view of a dresser mirror showing my new design;
FIG. 2 is left-side elevational view thereof;
FIG. 3 is right-side elevational view thereof; and,
FIG. 4 is a top plan view thereof.
The claimed design does not include any specific depth for the specific ornamental details shown within the perimeter moldings.

1 Claim, 4 Drawing Sheets



US D525,037 S

Page 2

U.S. PATENT DOCUMENTS

D476,505 S 7/2003 Lenger
D477,725 S 7/2003 McDaniel et al.
D480,236 S 10/2003 Schmitt
D480,896 S 10/2003 Paus
D481,555 S 11/2003 Schmitt
D484,319 S 12/2003 Domack

D485,079 S 1/2004 Warren et al.
D487,201 S 3/2004 Schmitt
D487,548 S 3/2004 Schmitt
D488,936 S 4/2004 Schmitt
D490,626 S 6/2004 Risdon et al.

* cited by examiner




Fig. 1

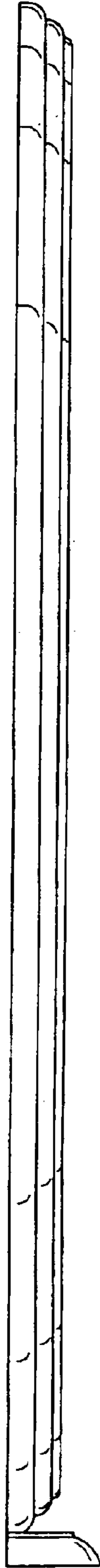


Fig. 2

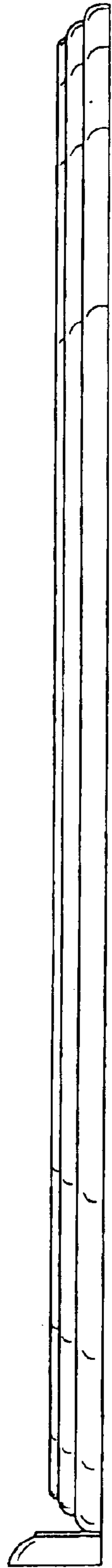


Fig. 3




Fig. 4