



US00D525021S

(12) **United States Design Patent** (10) **Patent No.:** **US D525,021 S**
Chang et al. (45) **Date of Patent:** **** Jul. 18, 2006**

(54) **PORTION OF A SHOE UPPER**

(75) Inventors: **Leo S. Chang**, Portland, OR (US);
John Hlavacs, Portland, OR (US)

(73) Assignee: **Nike, Inc.**, Beaverton, OR (US)

(**) Term: **14 Years**

(21) Appl. No.: **29/229,199**

(22) Filed: **May 5, 2005**

(51) **LOC (8) Cl.** **02-99**

(52) **U.S. Cl.** **D2/972**

(58) **Field of Classification Search** D2/902,
D2/907, 908, 943, 944, 969, 972-974; 36/45,
36/50.1, 77 M, 77 R, 83, 88, 113, 114, 126-131
See application file for complete search history.

(56) **References Cited**

U.S. PATENT DOCUMENTS

D93,312 S	6/1934	Weinstat	
D94,865 S	1/1935	Sullivan	
D108,320 S	2/1938	Eldon	
D265,436 S	7/1982	Vermonet	
D291,501 S	8/1987	Tong	
D299,582 S	1/1989	McCrea et al.	
D332,691 S	* 1/1993	Shin	D2/972
D345,451 S	3/1994	Teague	
D347,317 S	* 5/1994	Avar	D2/970
D351,058 S	10/1994	Hatfield et al.	
5,377,430 A	1/1995	Hatfield et al.	
D364,499 S	11/1995	Avar	
D365,201 S	12/1995	Avar	
D371,899 S	7/1996	Keating	

(Continued)

OTHER PUBLICATIONS

Nike Footwear Catalog Fall 2004, p. 7, published Nov. 2003.

Nike Footwear Catalog Spring 1999, p. M18, published Jun. 1998.

Nike Footwear Catalog Late Spring 1998, p. 201, published Sep. 1997.

Nike Footwear Catalog Fall 1997, p. 29, published Dec. 1996.

Nike Footwear Catalog Spring 1997, p. 131, published Jun. 1996.

Nike Footwear Catalog Fall 1996, p. 6, published Dec. 1995.
Nike Footwear Catalog Holiday 1994, p. 14, published Mar. 1994.

Nike Footwear Catalog Spring 1993, p. 34, published Jun. 1992.

Nike Footwear Catalog Fall 1990, p. 50, published Dec. 1989.

Primary Examiner—Dominic Simone

(74) *Attorney, Agent, or Firm*—Banner & Witcoff, Ltd.

(57) **CLAIM**

The ornamental design for a portion of a shoe upper, as shown and described.

DESCRIPTION

FIG. 1 is a front perspective view of a portion of a shoe upper showing our new design.

FIG. 2 is a rear perspective view thereof.

FIG. 3 is a side elevational view thereof.

FIG. 4 is a top view thereof.

FIG. 5 is a front perspective view substantially the same as FIG. 1, but with the unclaimed holes removed for clarity.

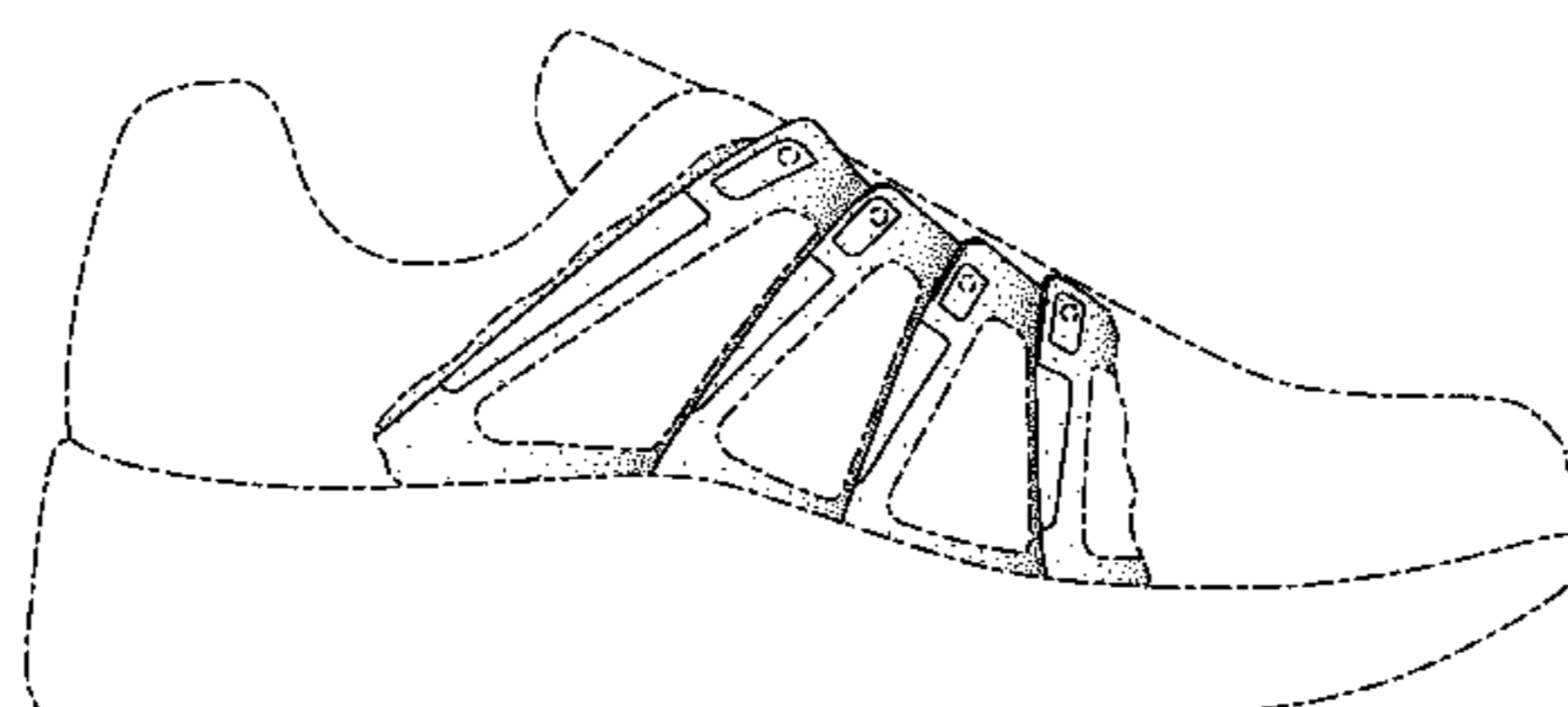
FIG. 6 is a rear perspective view substantially the same as FIG. 2, but with the unclaimed holes removed for clarity.

FIG. 7 is a side elevational view substantially the same as FIG. 3, but with the unclaimed holes removed for clarity; and,

FIG. 8 is a top view substantially the same as FIG. 4, but with the unclaimed holes removed for clarity.

The broken lines immediately adjacent to the shaded areas represent unclaimed boundaries of the design. The unshaded regions within the overlay panels marked with uneven broken lines, and the broken line boundaries of those unshaded regions, are not claimed. The broken line holes and eyelets are for illustrative purposes only and are also not claimed. The broken line showing of the remainder of the shoe is for illustrative purposes only and forms no part of the claimed design.

1 Claim, 8 Drawing Sheets



US D525,021 S

Page 2

U.S. PATENT DOCUMENTS

D385,403 S	10/1997	Kuerbis	D476,145 S	6/2003	Adams et al.
D391,055 S	2/1998	Cooper	D487,964 S	4/2004	Ringholz
D396,141 S	7/1998	Smith, III	D488,296 S	4/2004	Ringholz et al.
D423,769 S	5/2000	Clarke	D490,972 S	6/2004	Blakeslee
D434,551 S	12/2000	Snyder	D499,537 S	12/2004	Robbins
D444,623 S	7/2001	Wilson	D499,871 S	12/2004	Teteriatnikov
D448,148 S	9/2001	Matis et al.	D499,874 S	12/2004	Panariello, Jr.
D470,300 S	2/2003	Close	D500,199 S	12/2004	Clegg
D474,334 S	5/2003	Burg et al.	D503,033 S	3/2005	Hlavacs
D474,882 S	5/2003	Cooper	D503,270 S	3/2005	Lee

* cited by examiner

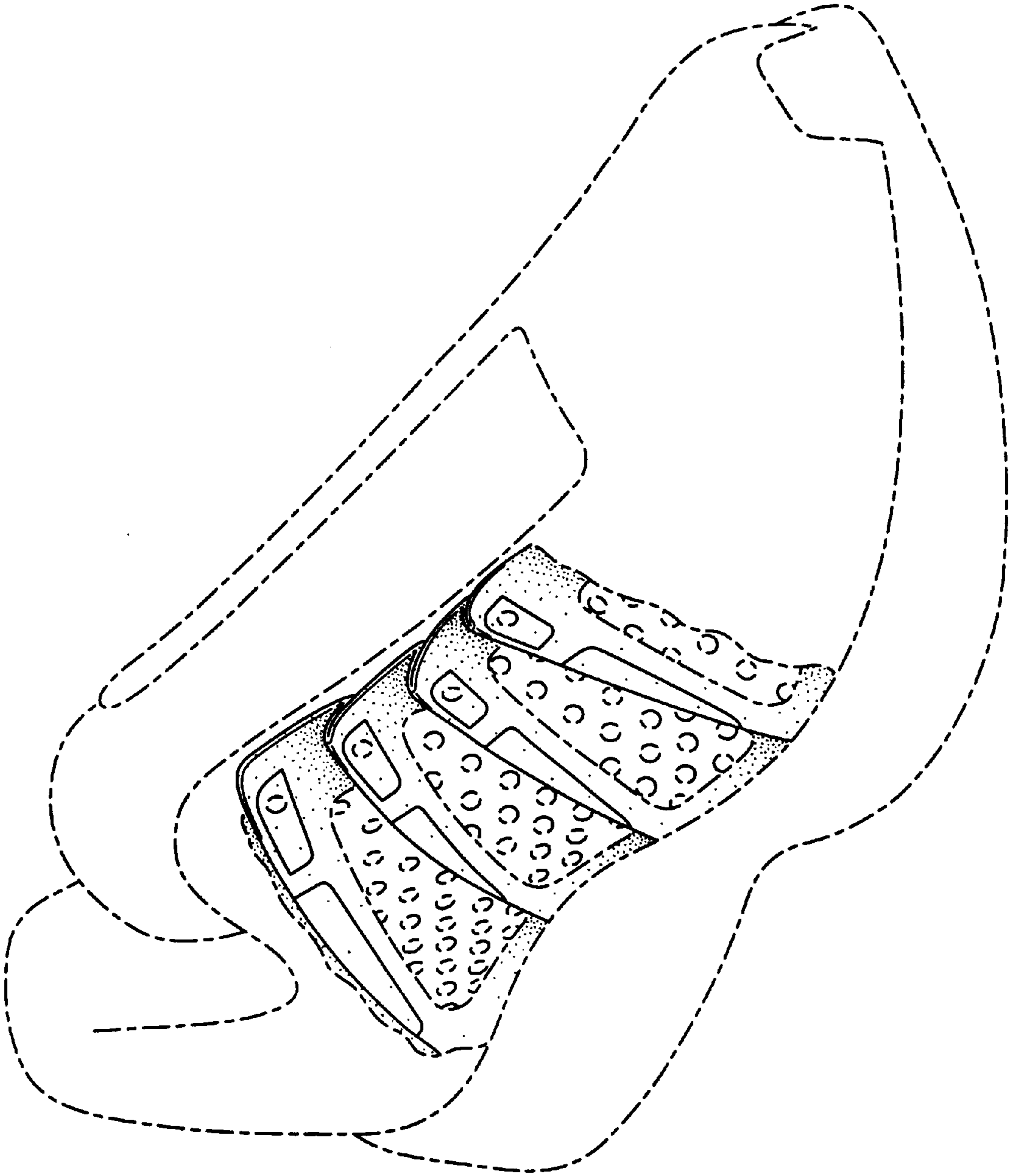


FIG. 1

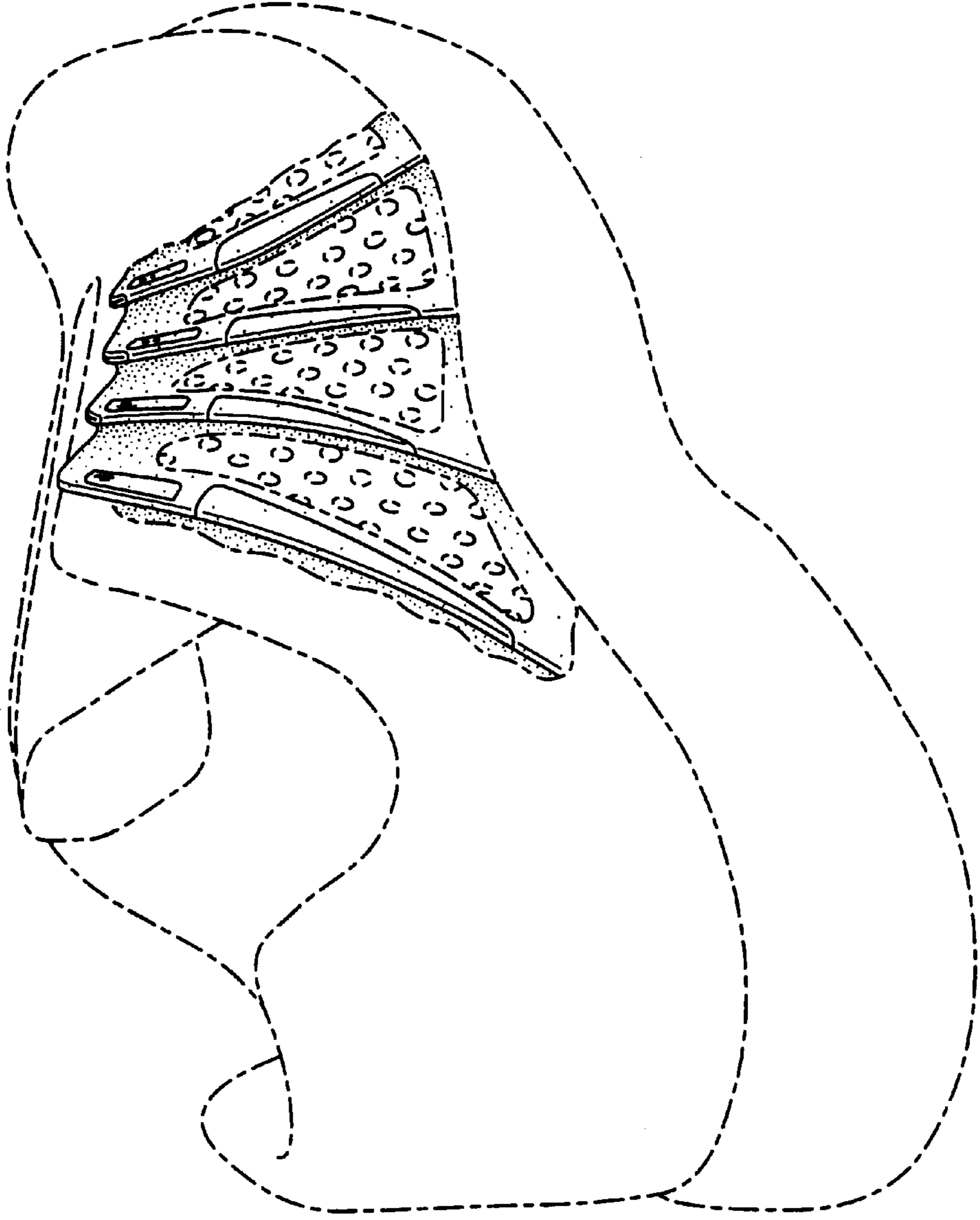


FIG. 2

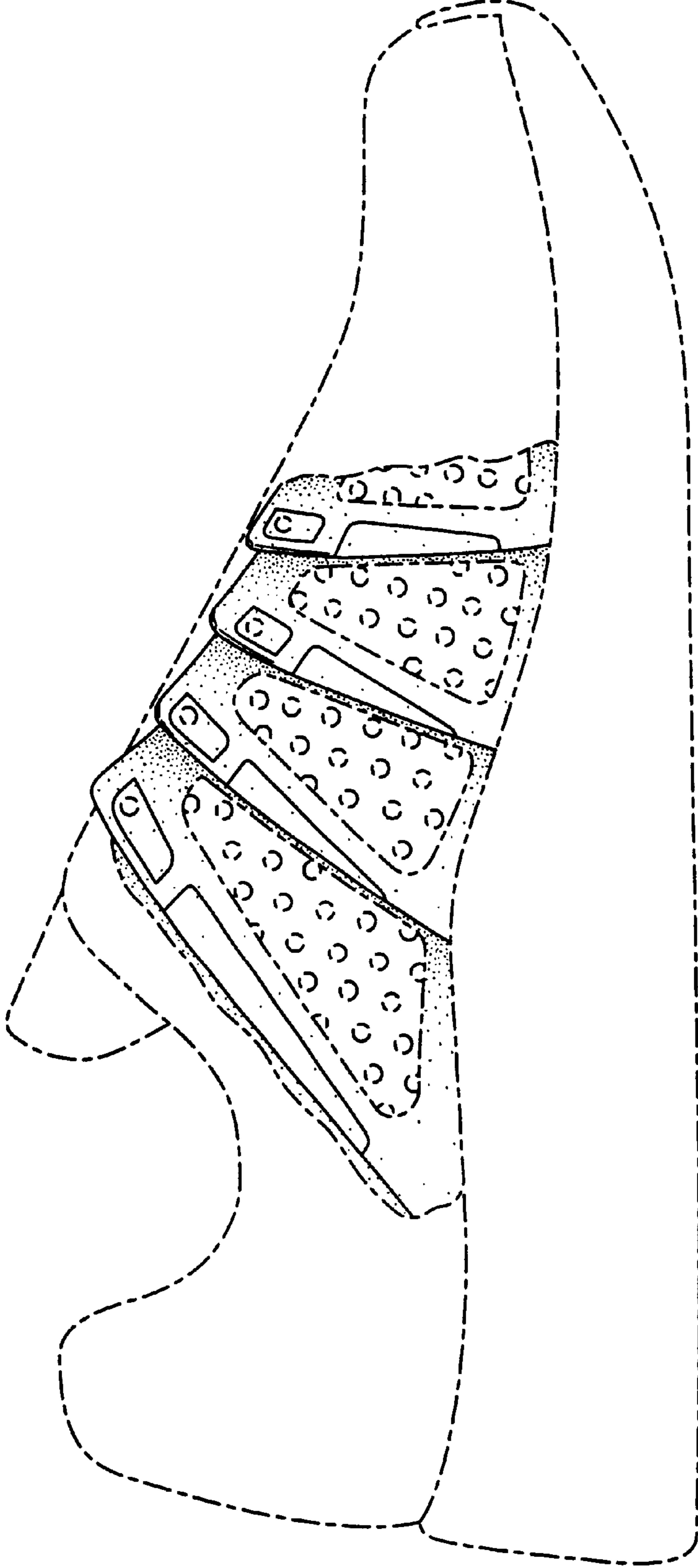


FIG. 3

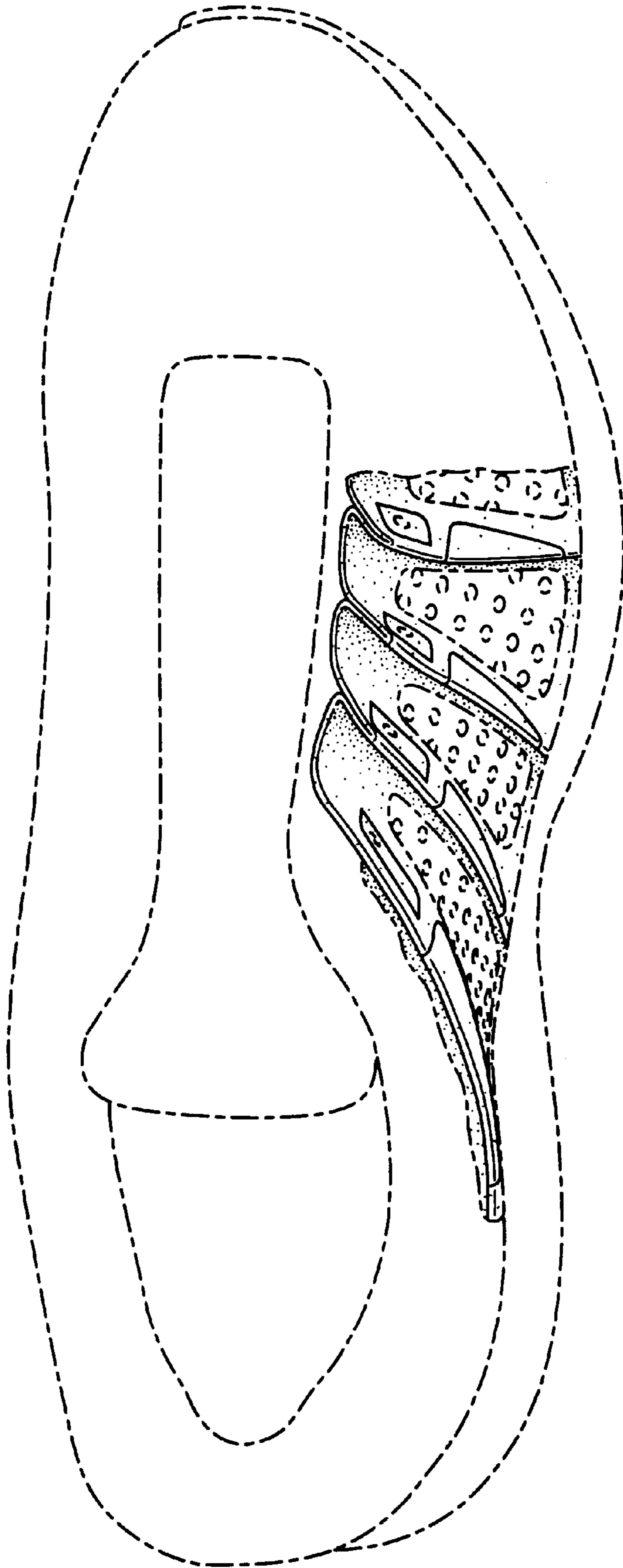


FIG. 4

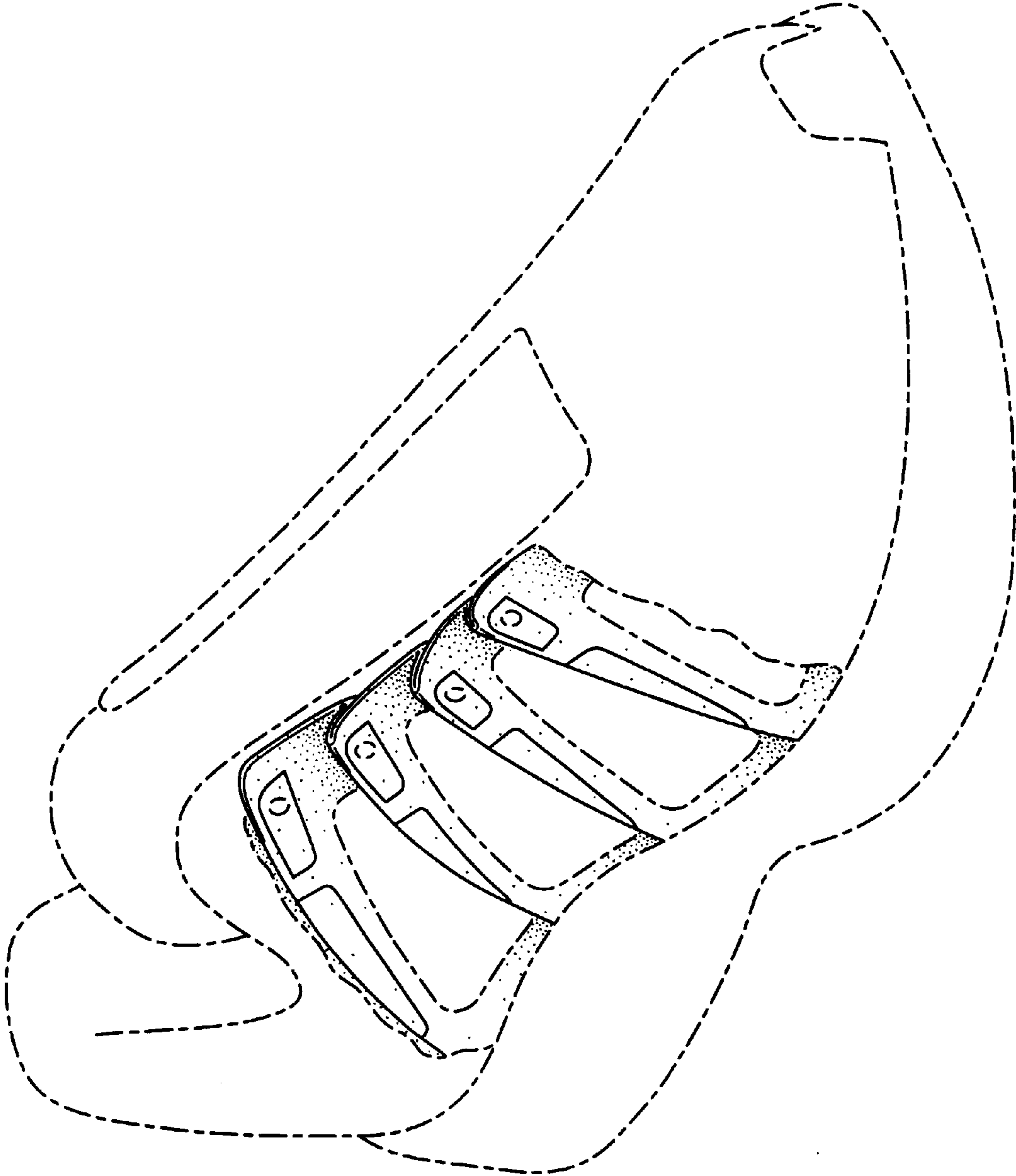


FIG. 5

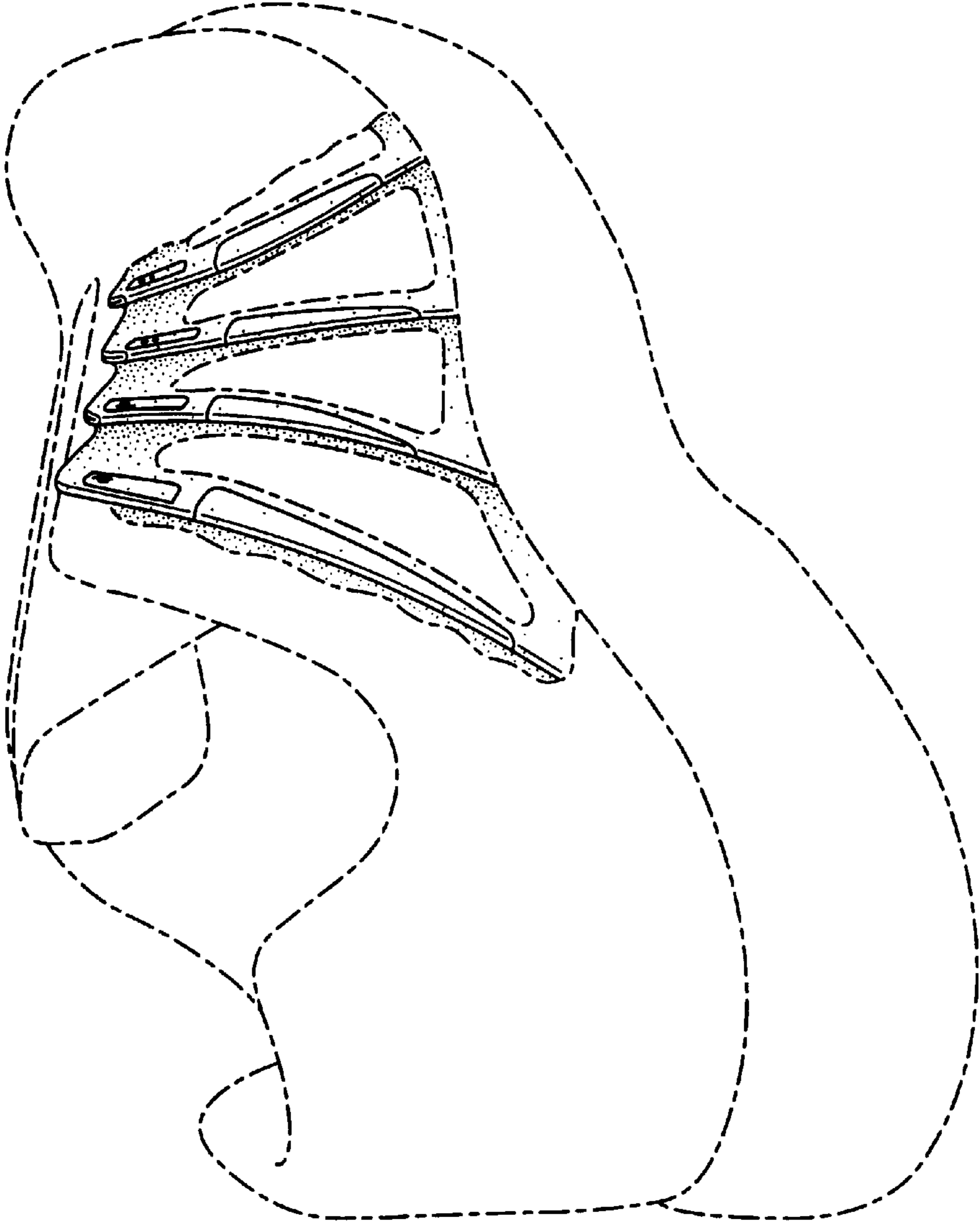


FIG. 6

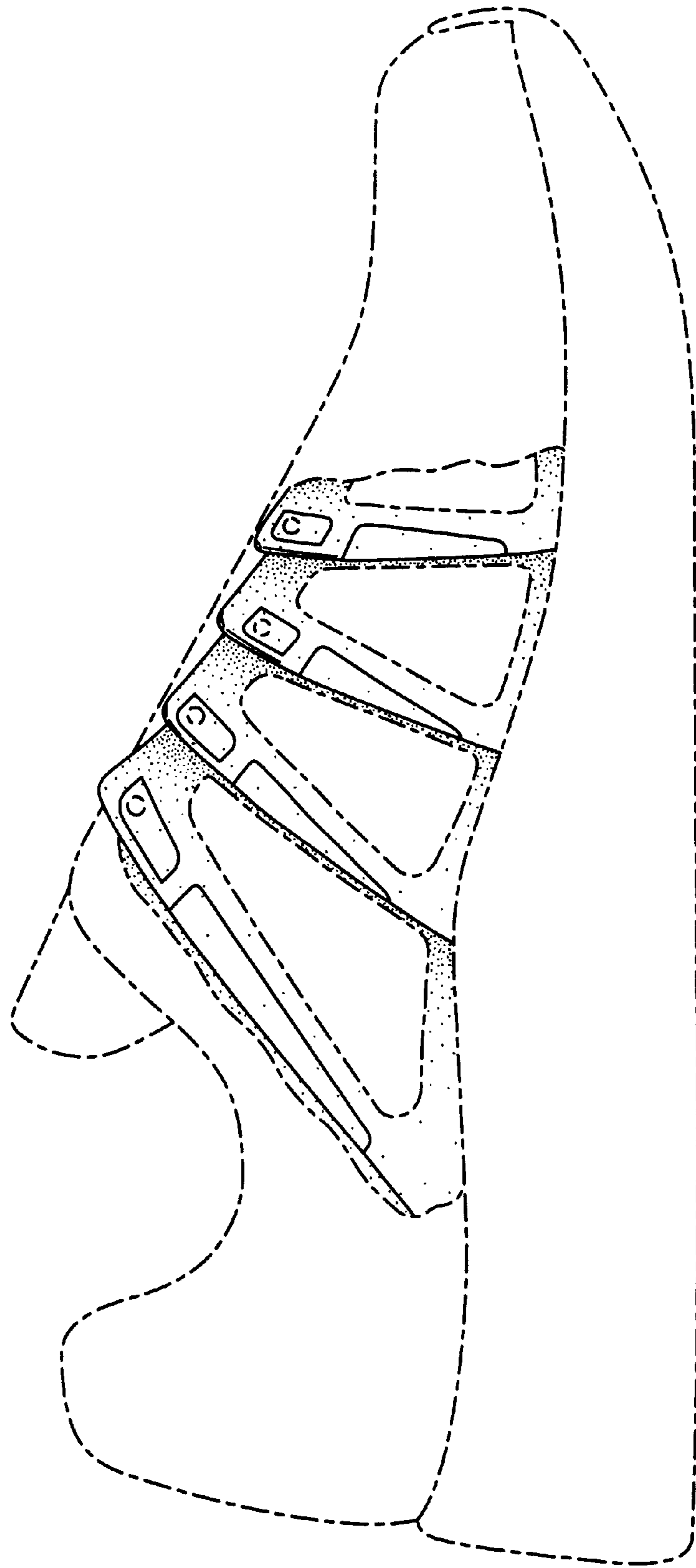


FIG. 7

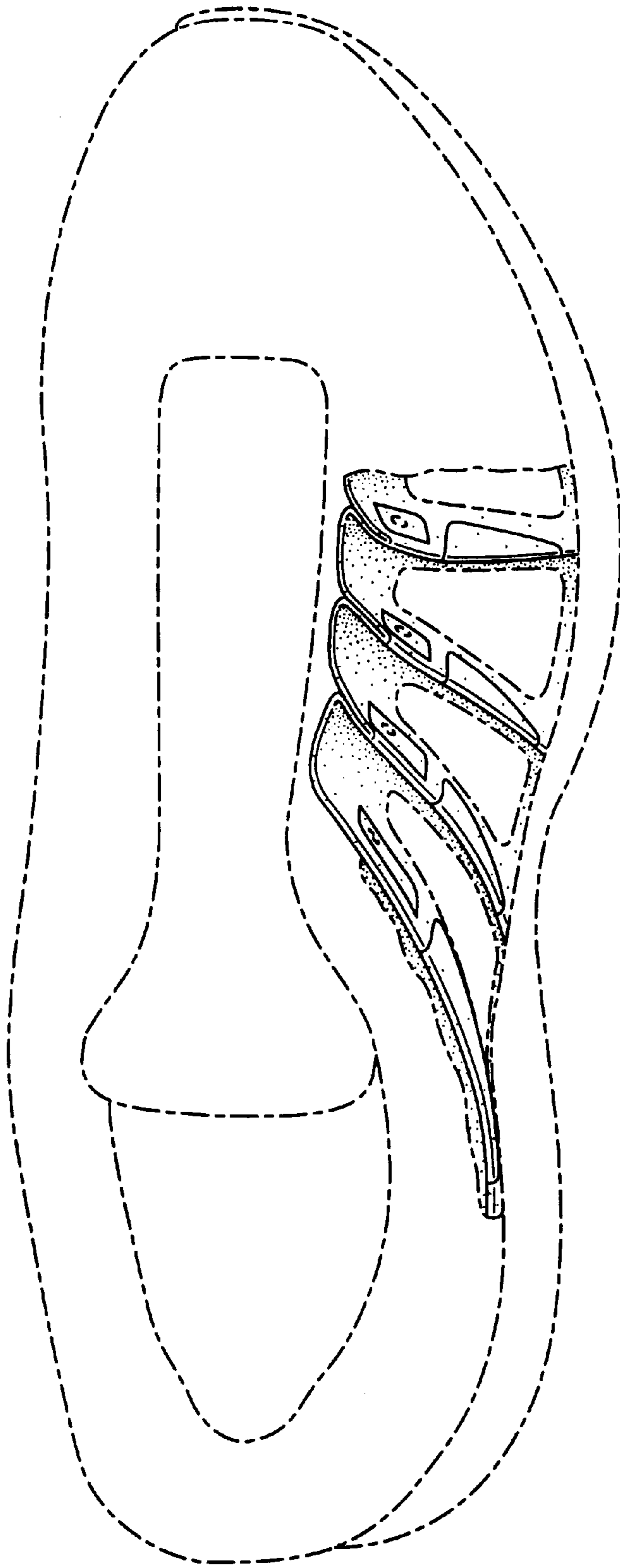


FIG. 8