

US00D524984S

(12) **United States Design Patent**  
**Ramm et al.**

(10) **Patent No.:** **US D524,984 S**

(45) **Date of Patent:** **\*\* Jul. 11, 2006**

(54) **RAZOR**

(75) Inventors: **Christopher Ramm**, North Attleboro, MA (US); **Michael J. Gray**, Duxbury, MA (US)

(73) Assignee: **The Gillette Company**, Boston, MA (US)

(\*\*) Term: **14 Years**

(21) Appl. No.: **29/226,324**

(22) Filed: **Mar. 28, 2005**

(51) **LOC (8) Cl.** ..... **28-03**

(52) **U.S. Cl.** ..... **D28/46**

(58) **Field of Classification Search** ..... D28/44,  
D28/45-48; 30/32, 34.05, 34.1, 34.2, 40,  
30/41, 41.5-41.8, 44, 45, 47-51, 57, 526,  
30/527, 530-533

See application file for complete search history.

(56) **References Cited**

**U.S. PATENT DOCUMENTS**

D416,108 S \* 11/1999 Shurtleff et al. .... D28/46

2004/0261271 A1 \* 12/2004 Coffin et al. .... 30/50  
2005/0126007 A1 \* 6/2005 Aviza ..... 30/41  
2005/0241162 A1 \* 11/2005 Nicolosi et al. .... 30/531

\* cited by examiner

*Primary Examiner*—Jennifer Rivard

(74) *Attorney, Agent, or Firm*—Chester Cekala

(57) **CLAIM**

The ornamental design for the razor, as shown and described.

**DESCRIPTION**

FIG. 1 is a top perspective view of a razor showing our new design;

FIG. 2 is a top plan view thereof;

FIG. 3 is a bottom plan view thereof;

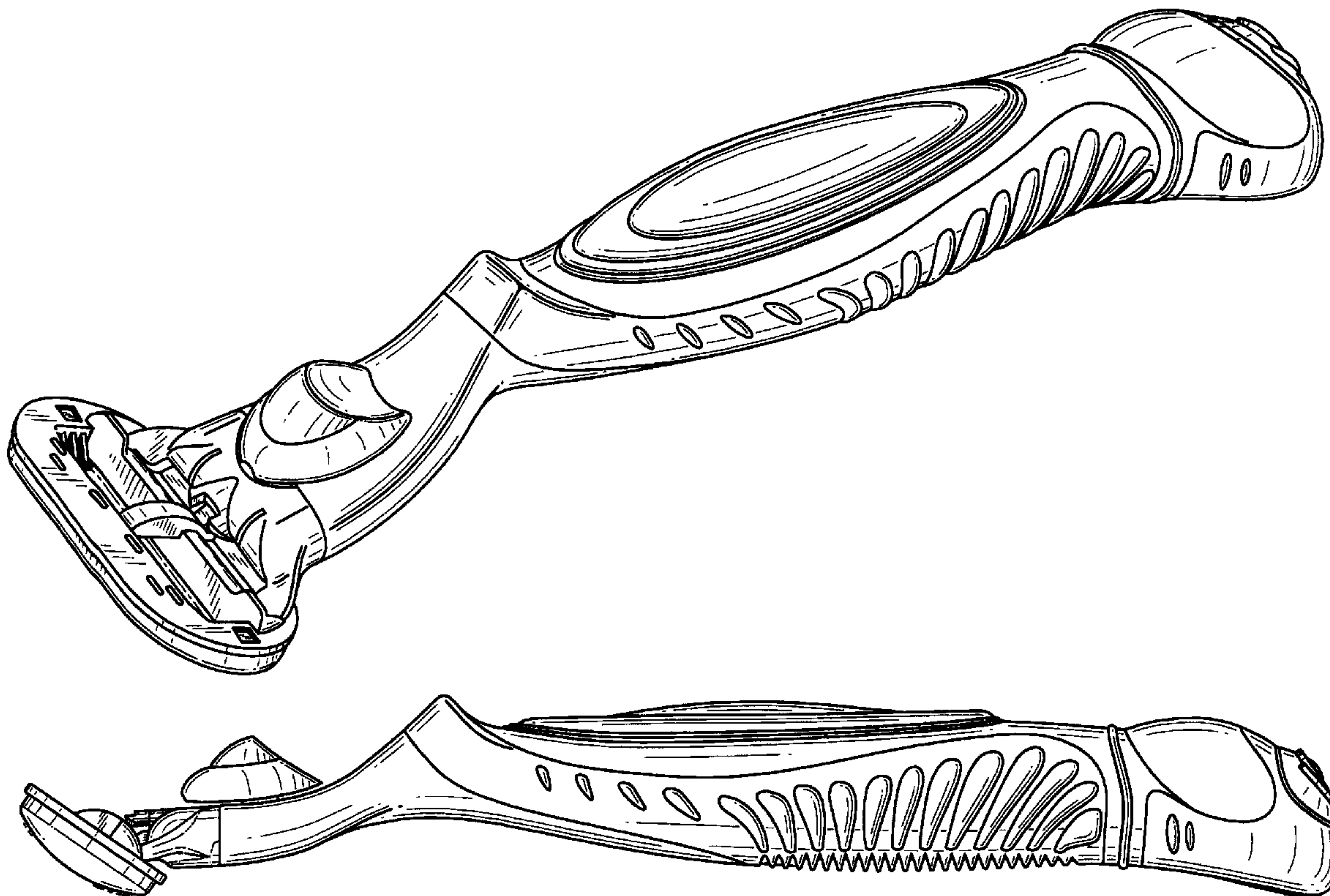
FIG. 4 is a left side elevational view, the right side elevational view being a mirror image thereof;

FIG. 5 is a front elevational view thereof; and,

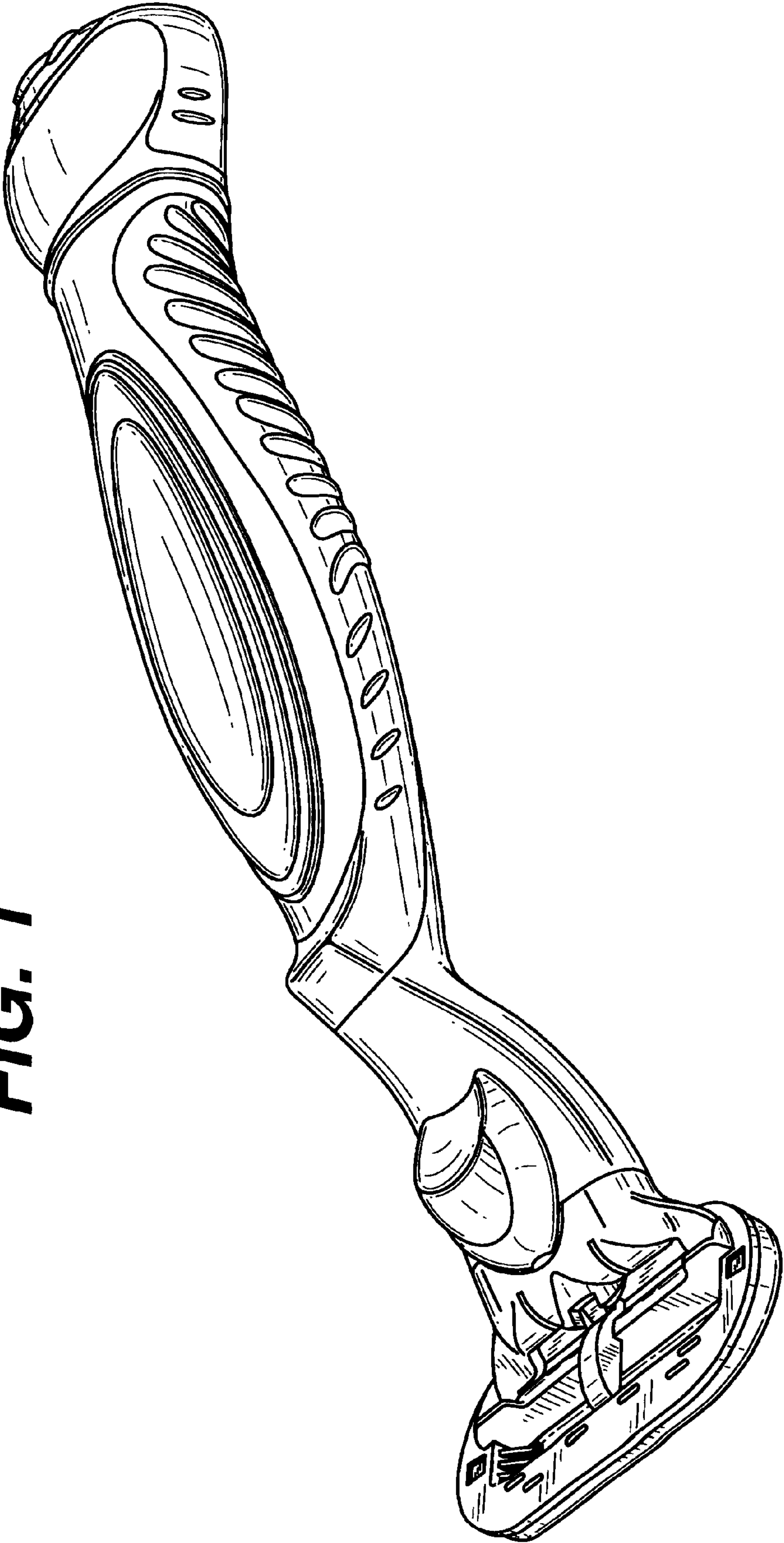
FIG. 6 is a rear elevational view thereof.

The broken lines are shown for illustrative purposes only and form no part of the claimed design.

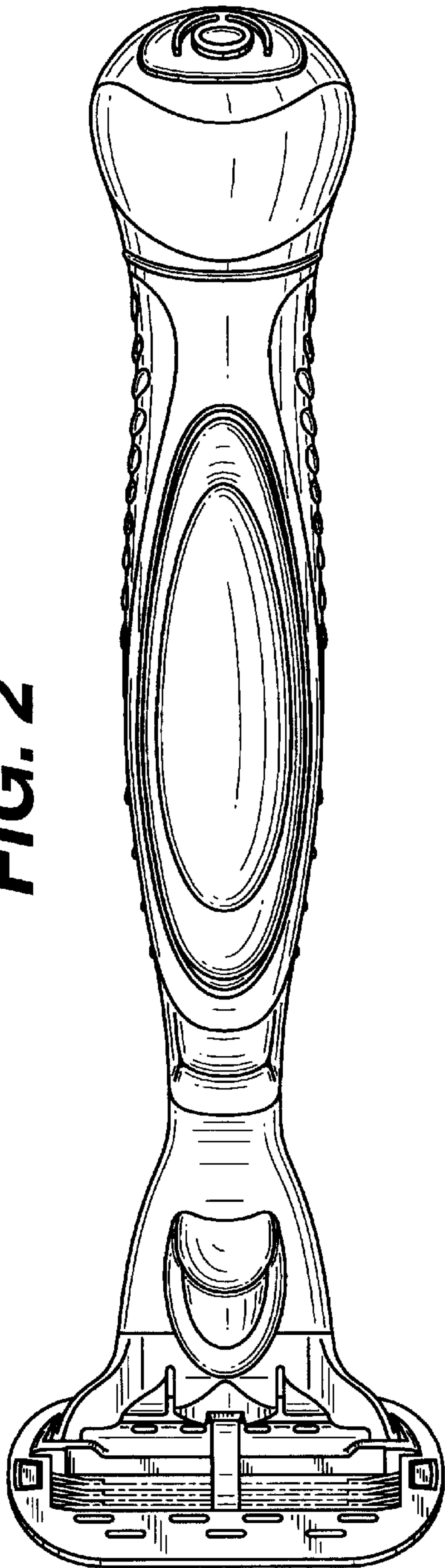
**1 Claim, 3 Drawing Sheets**



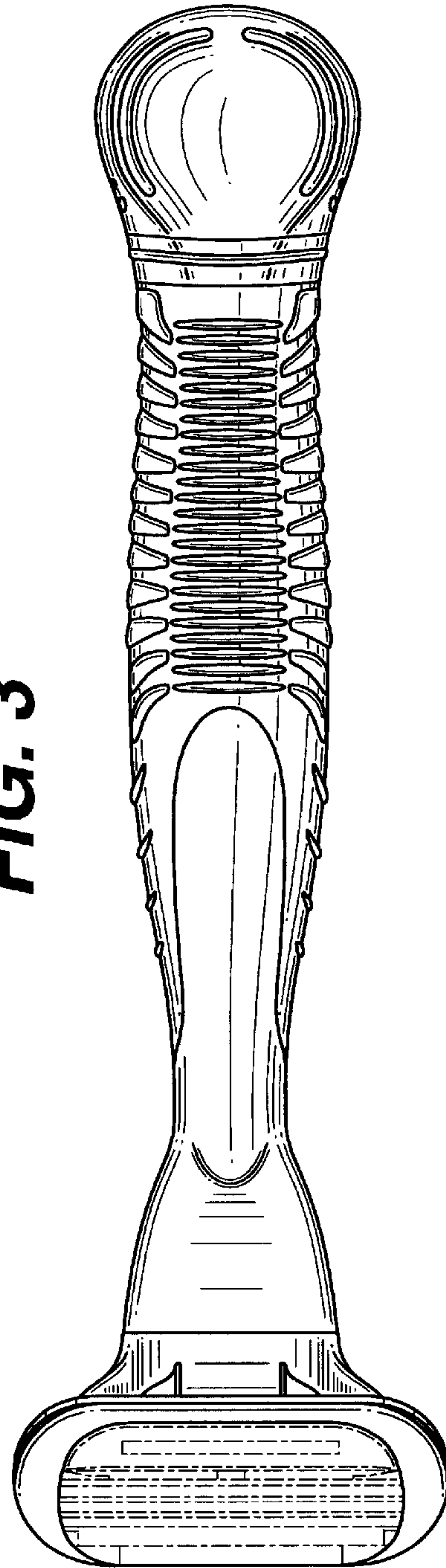
**FIG. 1**



**FIG. 2**

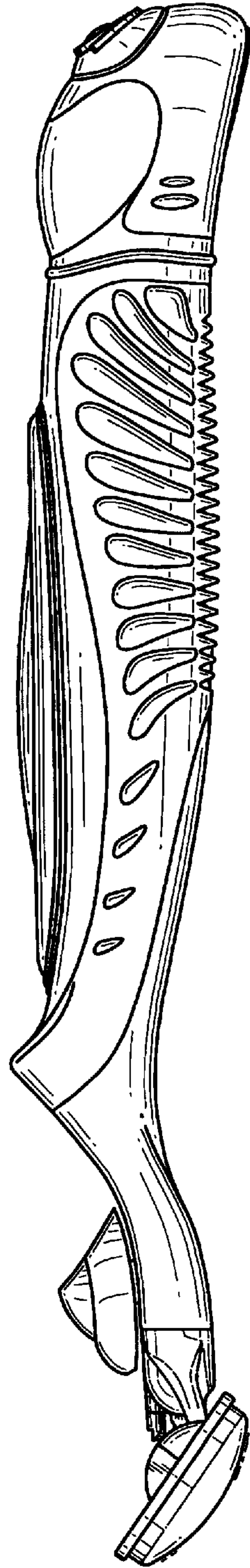


**FIG. 3**

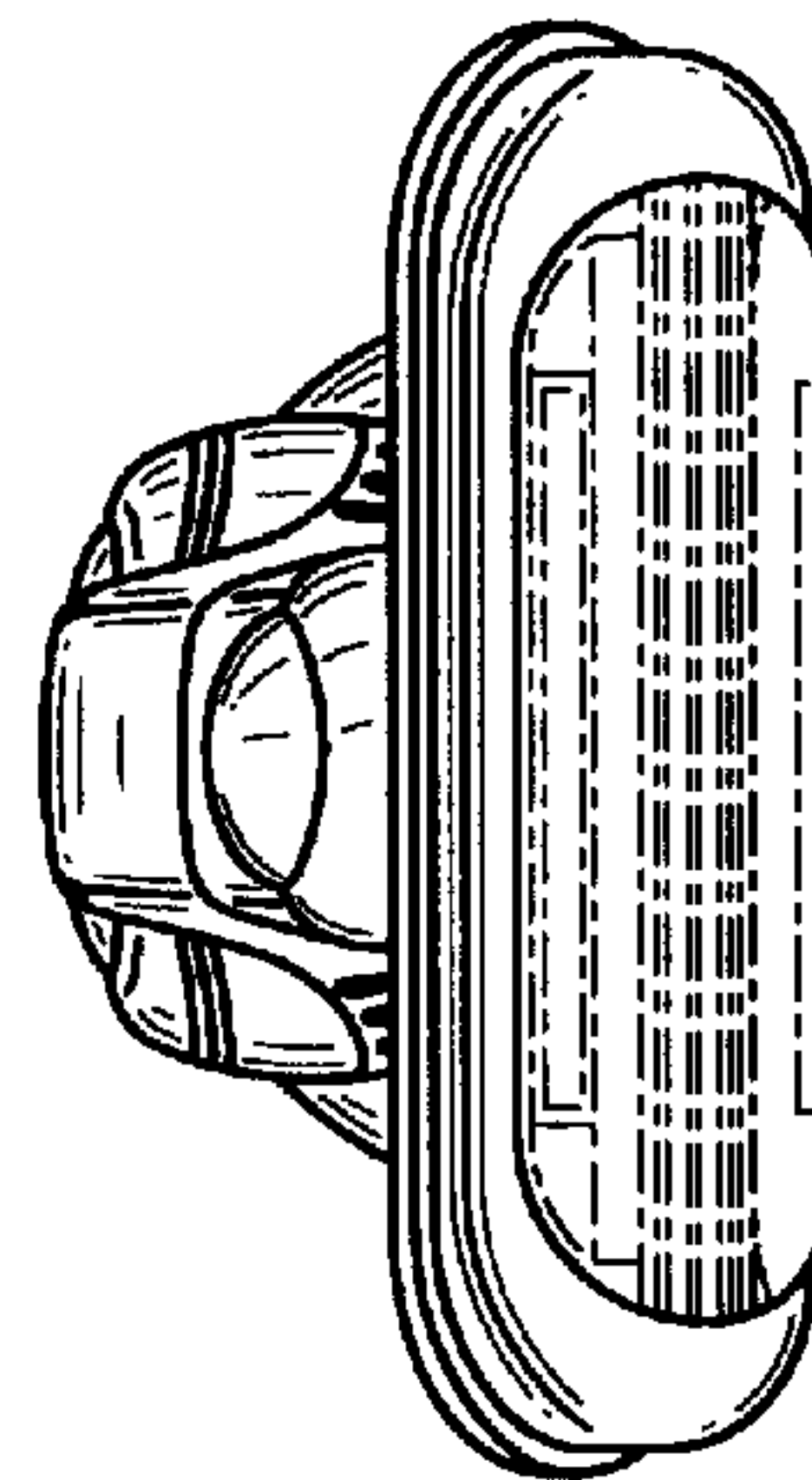




**FIG. 4**



**FIG. 5**



**FIG. 6**

