

US00D524958S

(12) **United States Design Patent**
Sakae et al.

(10) **Patent No.:** **US D524,958 S**
(45) **Date of Patent:** **** Jul. 11, 2006**

(54) **FRONT COMBINATION LAMP FOR AN AUTOMOBILE**

D506,276 S * 6/2005 Nakamura et al. D26/28

(75) Inventors: **Masanari Sakae**, Aichi-ken (JP);
Manabu Hirokawa, Aichi-ken (JP)

(73) Assignee: **Toyota Jidosha Kabushiki Kaisha** (JP)

(**) Term: **14 Years**

(21) Appl. No.: **29/219,321**

(22) Filed: **Dec. 13, 2004**

(51) **LOC (8) Cl.** **26-06**

(52) **U.S. Cl.** **D26/28**

(58) **Field of Classification Search** D26/28-36;
362/459-468, 475-478, 485-487

See application file for complete search history.

(56) **References Cited**

U.S. PATENT DOCUMENTS

- D473,665 S * 4/2003 Tanabe et al. D26/28
- D476,430 S * 6/2003 Ikuma et al. D26/28
- D479,755 S * 9/2003 Yanada D26/28
- D486,254 S * 2/2004 Kato et al. D26/28

OTHER PUBLICATIONS

Toyota, ALTEZZA 2003, Brochure of ALTEZZA, Aug. 2003.

Toyota, VITZ 2003, Brochure of VITZ, Aug. 2003.

* cited by examiner

Primary Examiner—Marcus A. Jackson

(74) *Attorney, Agent, or Firm*—SAIDMAN DesignLaw Group

(57) **CLAIM**

The ornamental design for a front combination lamp for an automobile, as shown and described.

DESCRIPTION

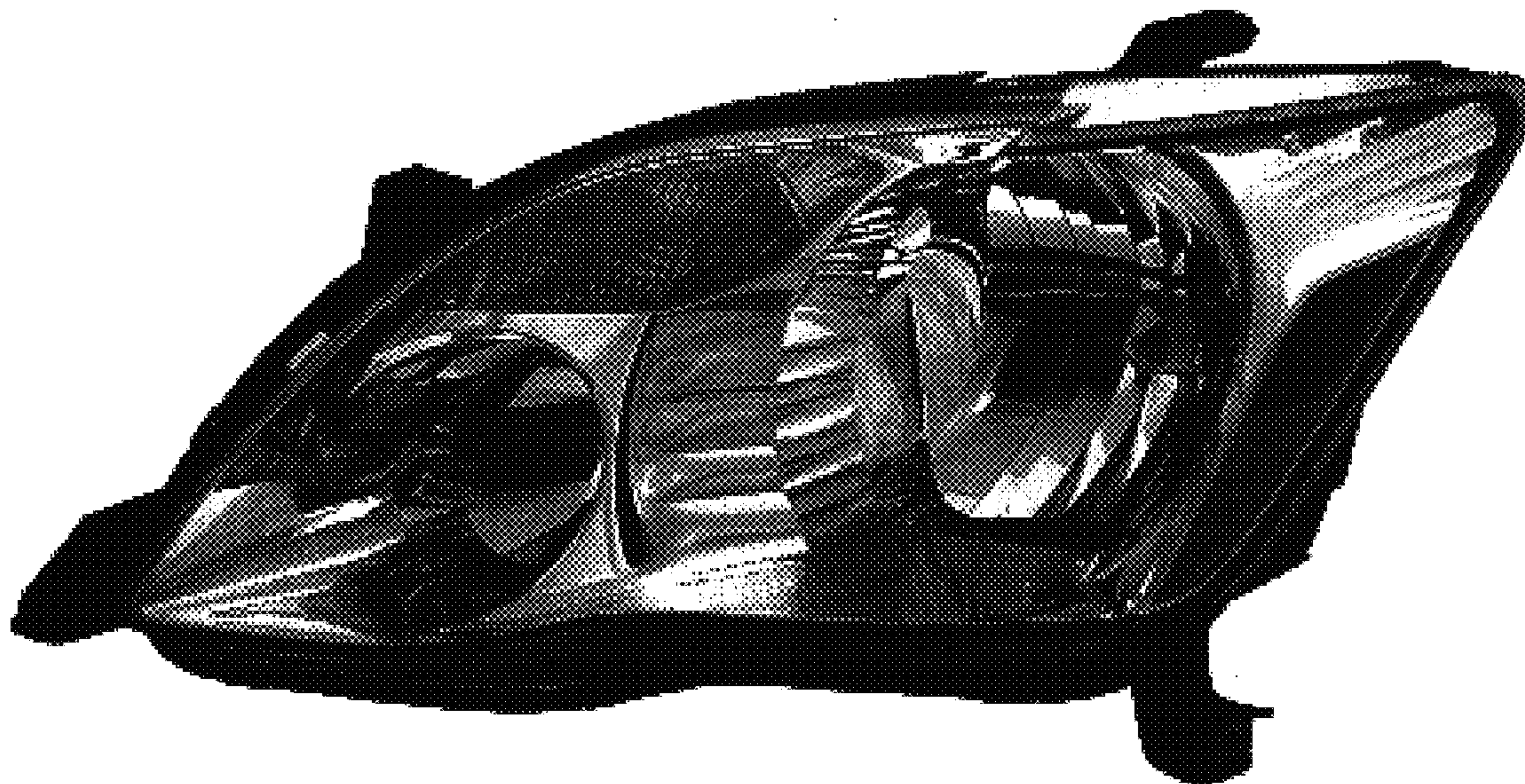
FIG. 1 is a front perspective view of a front combination lamp for an automobile showing my new design;

FIG. 2 is a front view thereof;

FIG. 3 is a top view thereof; and,

FIG. 4 is a right-side view thereof.

1 Claim, 2 Drawing Sheets



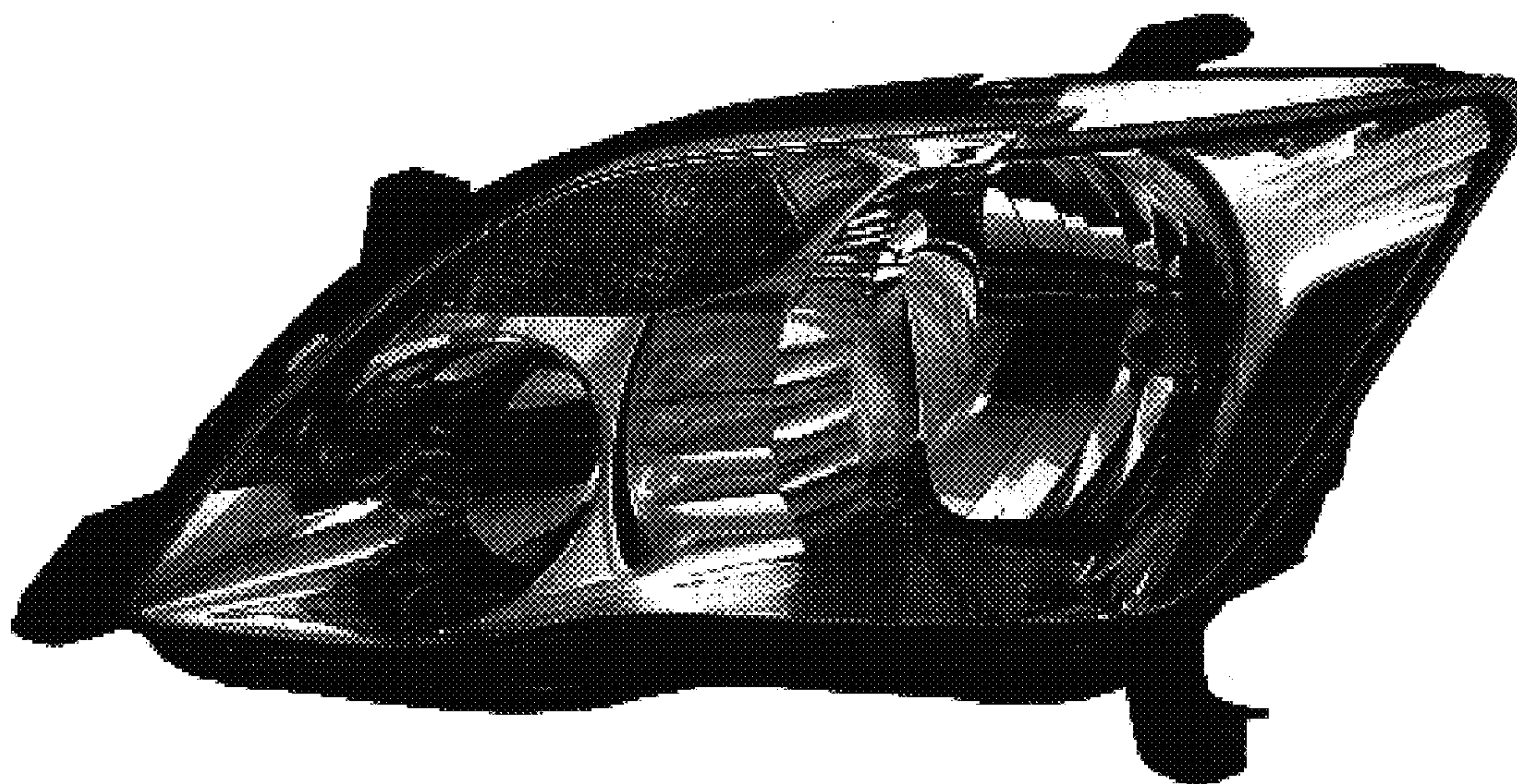


FIG. 1




FIG. 2




FIG. 3




FIG. 4