



US00D524942S

(12) **United States Design Patent** (10) **Patent No.:** **US D524,942 S**
Felix (45) **Date of Patent:** **** Jul. 11, 2006**

(54) **SURGICAL IMPLANT**

(76) Inventor: **Brent A. Felix**, 2911 E. Little
Cottonwood Rd., Sandy, UT (US)
84092

(**) Term: **14 Years**

(21) Appl. No.: **29/230,492**

(22) Filed: **May 23, 2005**

(51) **LOC (8) Cl.** **24-03**

(52) **U.S. Cl.** **D24/155**

(58) **Field of Classification Search** D24/107,
D24/155, 156, 157, 152; 606/60, 64, 69-72,
606/74, 76, 151, 153; 623/17.1, 17.11, 17.16,
623/16

See application file for complete search history.

6,537,320 B1 3/2003 Michelson
D473,944 S * 4/2003 Anderson D24/155
6,613,091 B1 9/2003 Zdeblick et al.
6,648,917 B1 11/2003 Gerbec et al.
6,666,889 B1 12/2003 Commarmond
6,669,700 B1 * 12/2003 Farris et al. 606/70
6,676,703 B1 1/2004 Biscup
6,695,882 B1 2/2004 Bianchi et al.
6,712,852 B1 3/2004 Chung et al.
6,743,255 B1 * 6/2004 Ferree 623/17.11
D493,533 S * 7/2004 Blain D24/155
6,811,555 B1 * 11/2004 Willis et al. 606/153
6,824,565 B1 11/2004 Muhanna et al.
6,827,740 B1 12/2004 Michelson
6,913,621 B1 * 7/2005 Boyd et al. 623/17.11
2001/0039453 A1 11/2001 Gresser et al.
2002/0128652 A1 9/2002 Ferree
2002/0143401 A1 10/2002 Michelson
2002/0165613 A1 11/2002 Lin et al.

* cited by examiner

(56) **References Cited**

U.S. PATENT DOCUMENTS

4,834,757 A 5/1989 Brantigan
5,554,191 A 9/1996 Lahille et al.
D374,286 S * 10/1996 Goble et al. D24/155
D374,482 S * 10/1996 Goble et al. D24/155
5,658,337 A 8/1997 Kohrs et al.
D397,439 S * 8/1998 Koros et al. D24/155
D403,069 S * 12/1998 Drewry et al. D24/155
6,090,143 A 7/2000 Meriwether et al.
6,159,245 A 12/2000 Meriwether et al.
6,231,609 B1 5/2001 Mehdizadeh
6,302,914 B1 10/2001 Michelson
6,371,989 B1 4/2002 Chauvin et al.
6,409,766 B1 6/2002 Brett
6,432,107 B1 8/2002 Ferree
D462,766 S * 9/2002 Jacobs et al. D24/155
6,454,807 B1 9/2002 Jackson
6,488,710 B1 12/2002 Besselink
6,520,993 B1 2/2003 James et al.

Primary Examiner—Charles A. Rademaker

(74) *Attorney, Agent, or Firm*—Workman Nydegger


(57) **CLAIM**

The ornamental design for a surgical implant, as shown and described.

DESCRIPTION

FIG. 1 is a perspective view of a surgical implant showing my new design;
FIG. 2 is a left side elevation thereof, the side opposite being identical;
FIG. 3 is a front elevation thereof, the rear elevation being identical;
FIG. 4 is a top plan view thereof; and,
FIG. 5 is a bottom plan view thereof.

1 Claim, 1 Drawing Sheet






Fig. 1

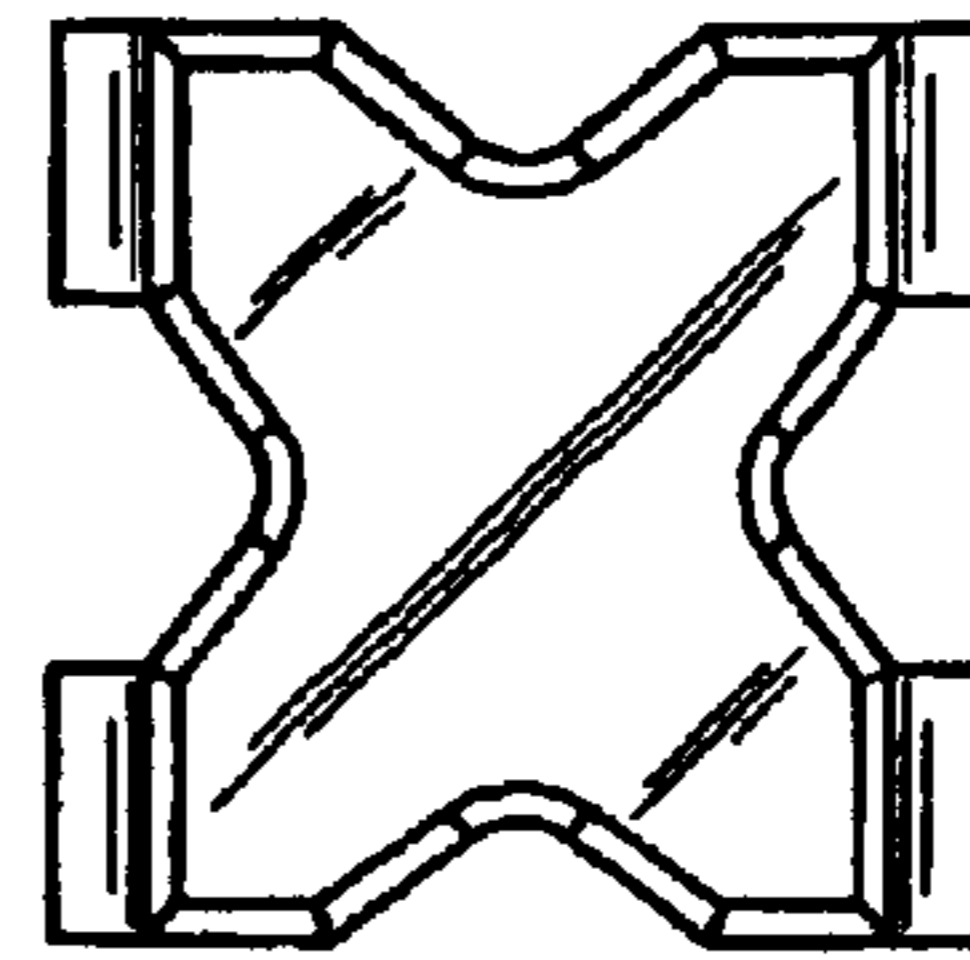


Fig. 4

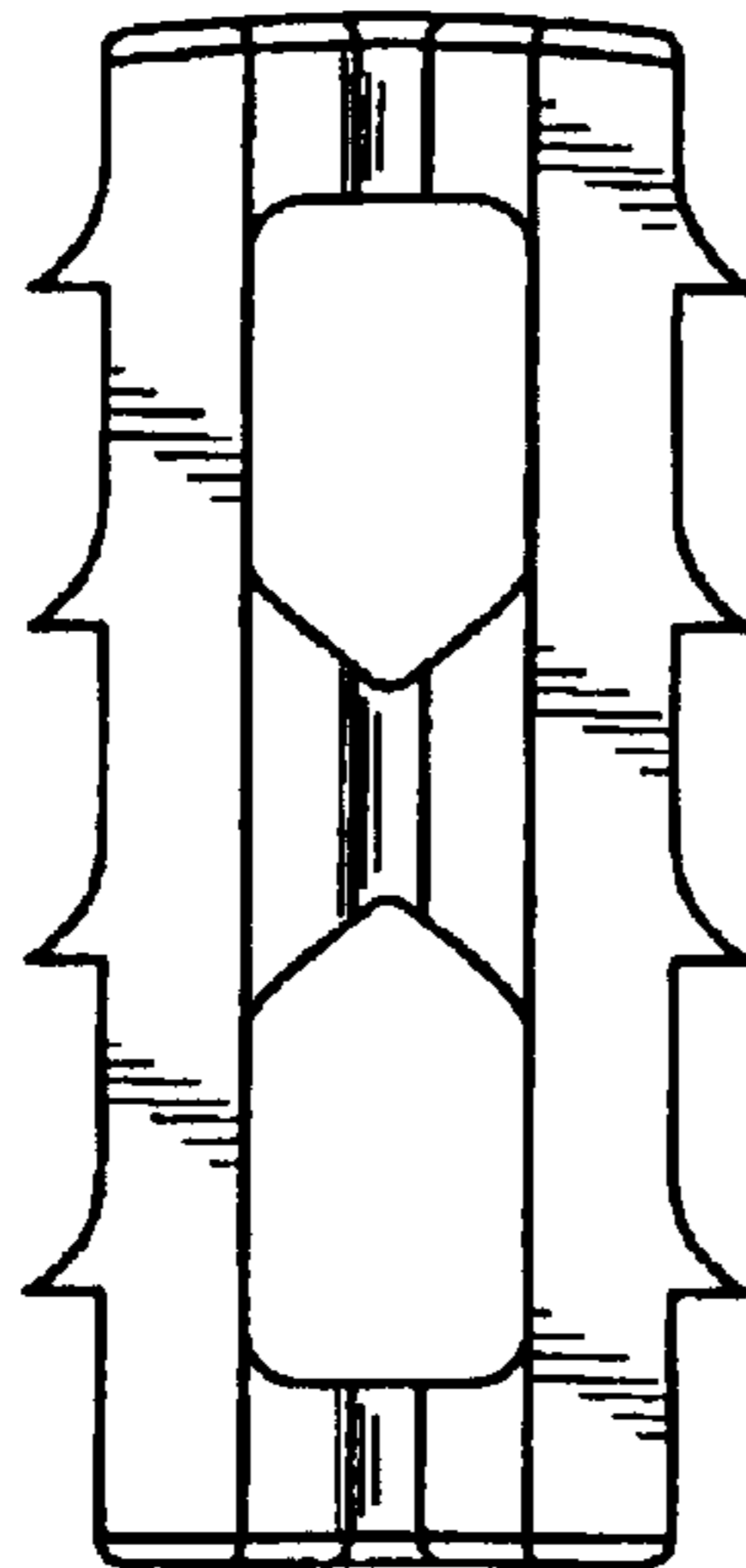


Fig. 2

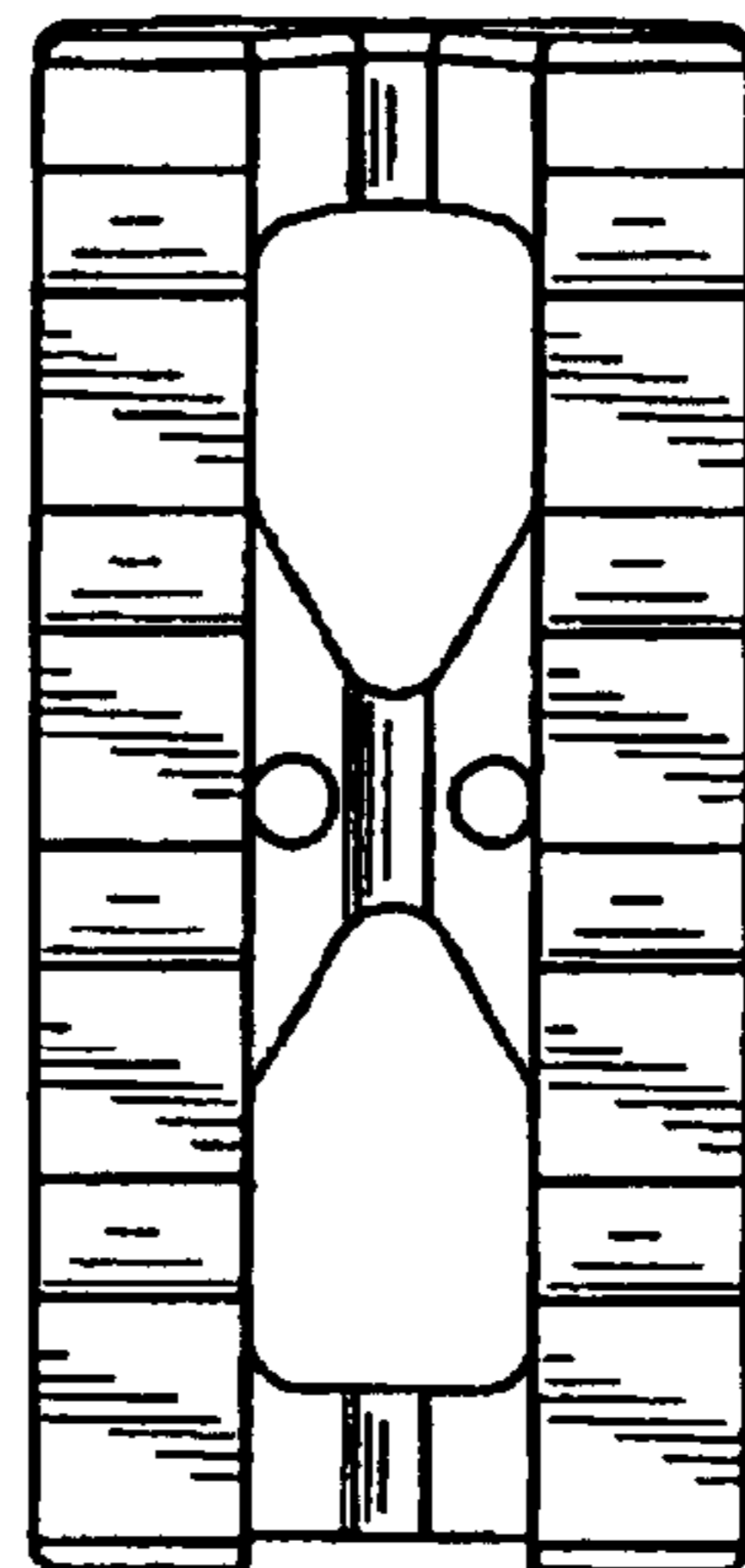


Fig. 3

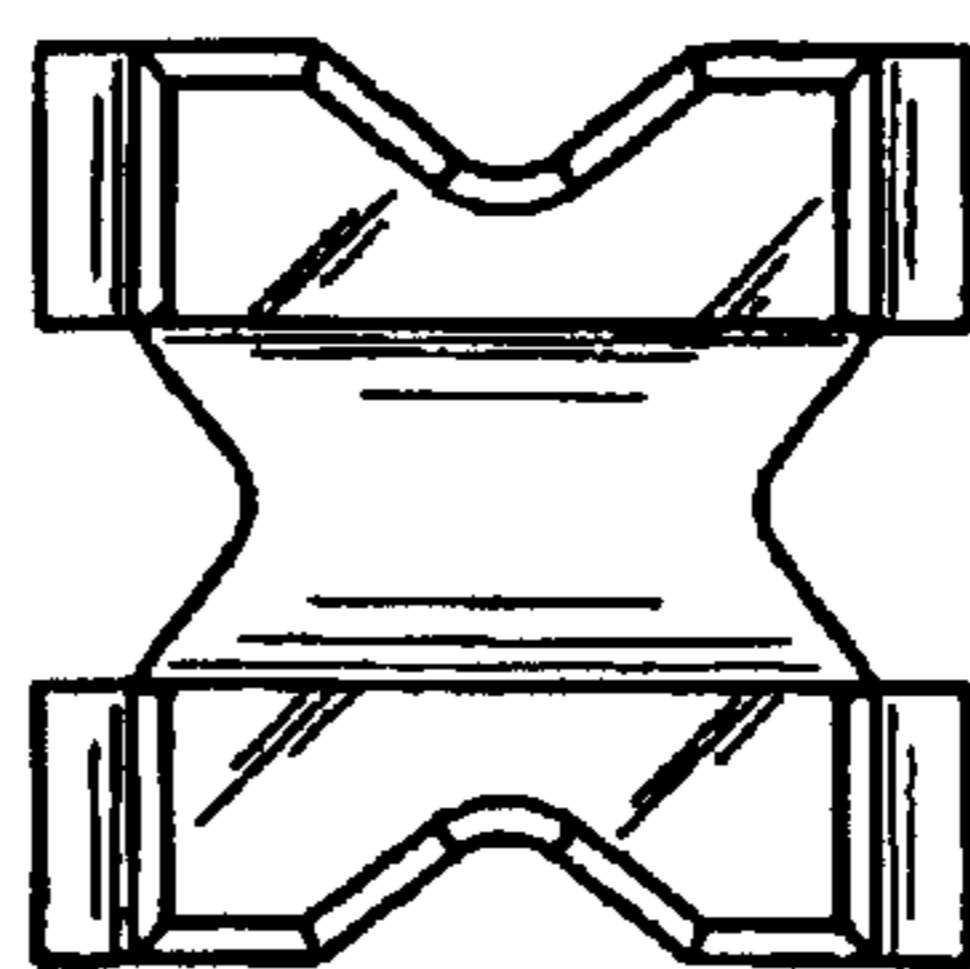


Fig. 5