



US00D524882S

(12) **United States Design Patent** (10) **Patent No.:** **US D524,882 S**  
**Maddocks et al.** (45) **Date of Patent:** **\*\* \*Jul. 11, 2006**

(54) **ANIMATRONIC CHARACTER**  
(75) Inventors: **Richard J. Maddocks**, Barrington, RI (US); **Eduardo J. Rodriguez**, Tiverton, RI (US); **Shelley M. Smith**, Plymouth, MA (US); **Yae Do Chung**, Coventry, RI (US)

(73) Assignee: **Hasbro, Inc.**, Pawtucket, RI (US)

(\*) Notice: This patent is subject to a terminal disclaimer.

(\*\*) Term: **14 Years**

(21) Appl. No.: **29/227,912**

(22) Filed: **Apr. 18, 2005**

(51) **LOC (8) Cl.** ..... **21-01**

(52) **U.S. Cl.** ..... **D21/576; D21/578; D21/624**

(58) **Field of Classification Search** ..... **D21/576-578, D21/585, 595, 622-624, 630; 446/97, 153, 446/226, 268, 295, 301, 369**

See application file for complete search history.

(56) **References Cited**

**U.S. PATENT DOCUMENTS**

D202,626 S	10/1965	Mitchell
D205,039 S	6/1966	Anello
D230,747 S	3/1974	Dunlap
D237,395 S	10/1975	Harvey
D266,801 S	11/1982	Cortese et al.
4,547,171 A	10/1985	Horimoto
D296,917 S	7/1988	Kotler

D307,927 S	5/1990	Woodman et al.
D315,613 S	3/1991	Johnson et al.
D322,822 S	12/1991	Yardley et al.
D331,953 S	12/1992	Williams
5,279,514 A	1/1994	Lacombe et al.
5,281,180 A	1/1994	Lam et al.
D403,368 S	12/1998	Brown
D423,611 S	4/2000	Hampton et al.
D430,626 S	9/2000	Cortez
D448,434 S	9/2001	Hornsby et al.

**OTHER PUBLICATIONS**

The Bear Necessities 1984 Catalog, from p. 3, Gizmo the Gremlin.

*Primary Examiner*—Sandra L. Morris

(74) *Attorney, Agent, or Firm*—Perry Hoffman

(57) **CLAIM**

The ornamental design for a animatronic character, as shown and described.

**DESCRIPTION**

FIG. 1 is a perspective view of the animatronic character of the instant invention;

FIG. 2 is a top plan view thereof;

FIG. 3 is a bottom view thereof;

FIG. 4 is a front elevational view thereof;


FIG. 5 is a rear elevational view thereof;

FIG. 6 is a right side elevational view thereof; and,

FIG. 7 is a left side elevational view thereof.

The portions shown in broken lines are for illustrative purposes only; and form no part of the claimed design.

**1 Claim, 6 Drawing Sheets**






Fig.1




Fig.2

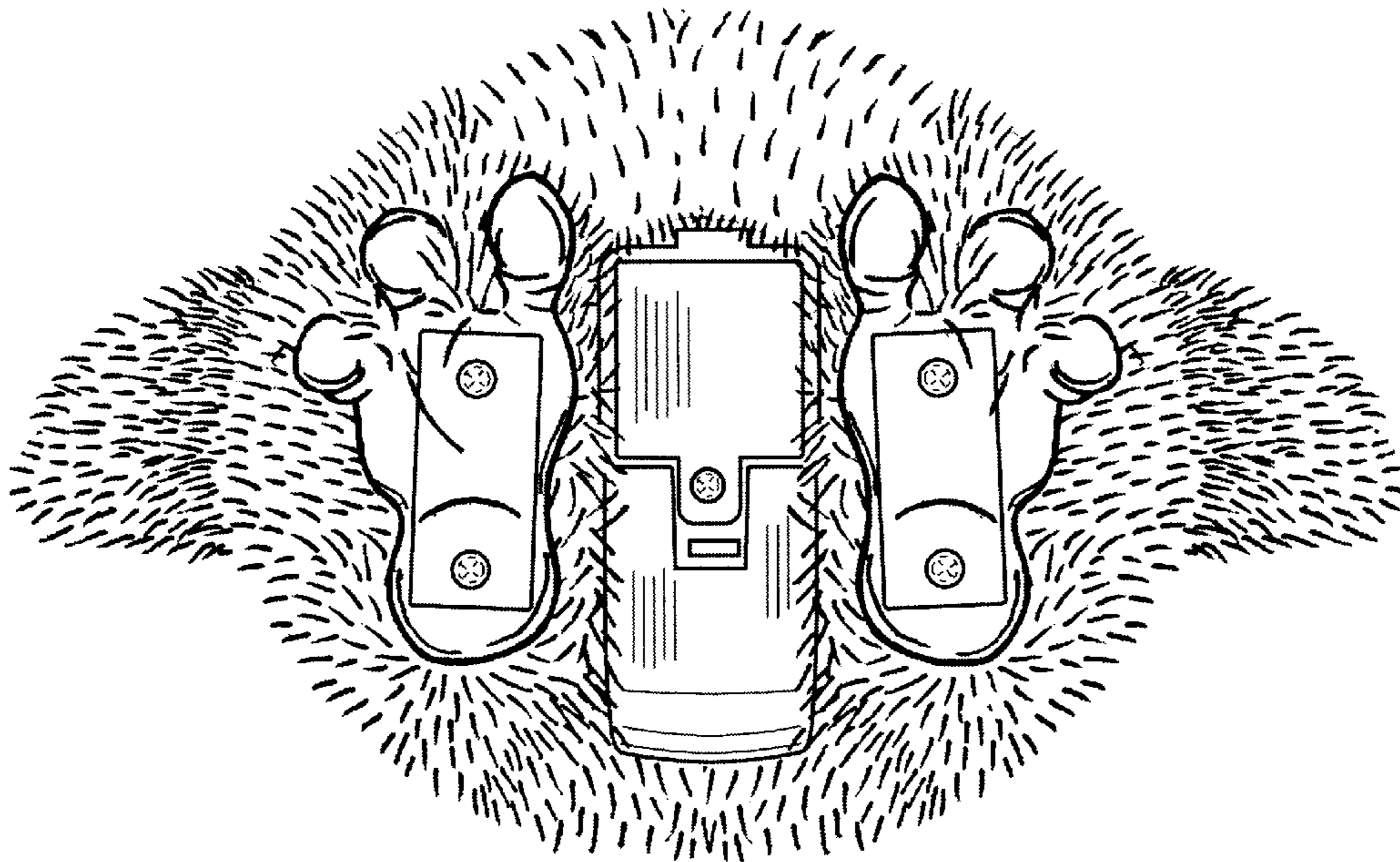


Fig.3




Fig. 4

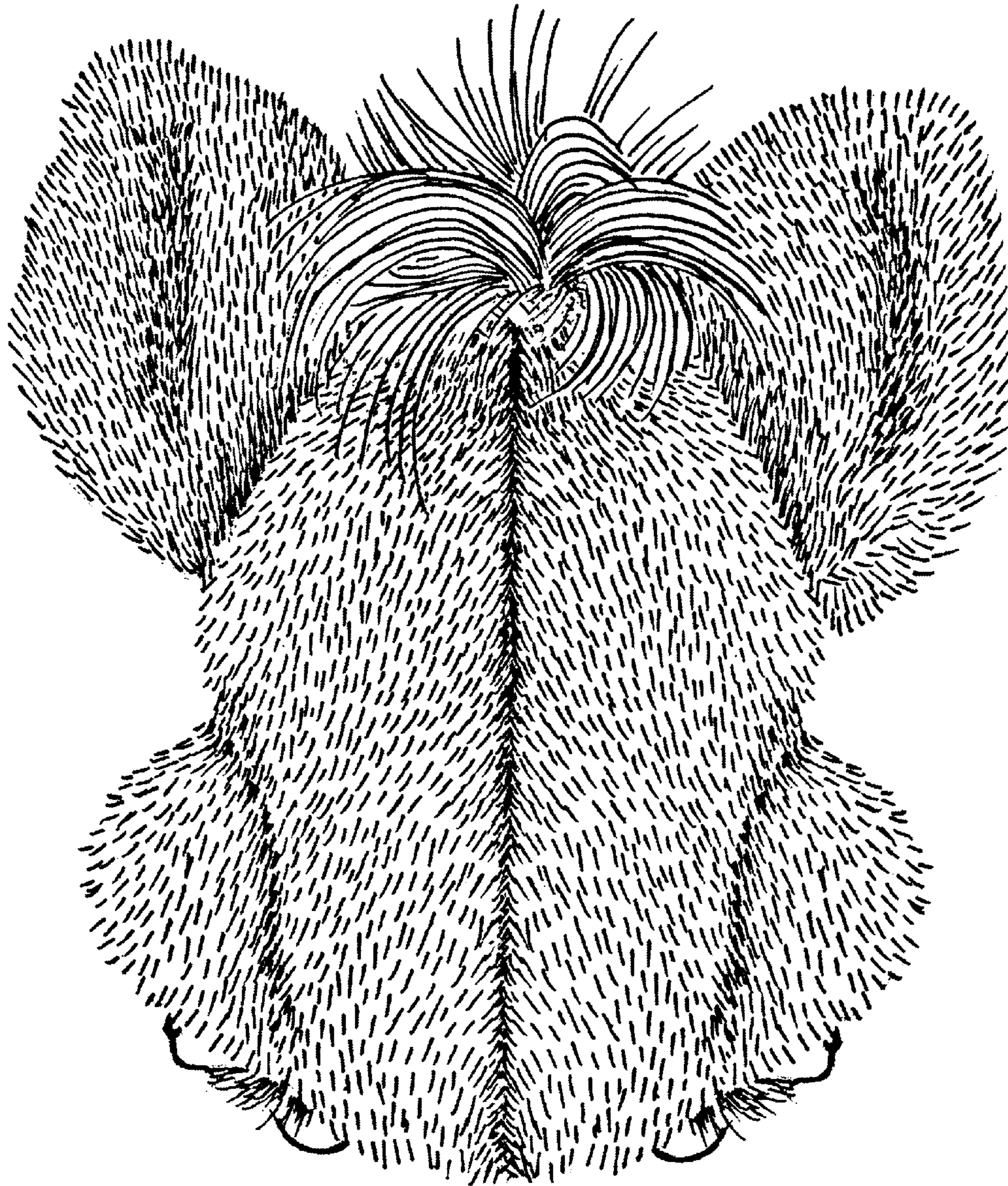


Fig. 5



Fig. 6



Fig. 7