



US00D524858S

(12) **United States Design Patent** (10) **Patent No.:** **US D524,858 S**  
**Graves et al.** (45) **Date of Patent:** **\*\* Jul. 11, 2006**

(54) **CARD ASSEMBLY WITH VERTICAL MAGNETIC STRIPE**

2002/0088855 A1 \* 7/2002 Hodes ..... 235/385

\* cited by examiner

(75) Inventors: **Phillip Craig Graves**, Atlanta, GA (US); **Sean Keith Chariker**, Alpharetta, GA (US)

*Primary Examiner*—Robert A Delehanty  
*Assistant Examiner*—Mark Cavanna  
(74) *Attorney, Agent, or Firm*—Hunton & Williams LLP

(73) Assignee: **e2interactive, Inc.**, Atlanta, GA (US)

(57) **CLAIM**

(\*\*) Term: **14 Years**

The ornamental design for a card assembly with vertical magnetic stripe, as shown and described.

(21) Appl. No.: **29/205,081**

**DESCRIPTION**

(22) Filed: **May 7, 2004**

(51) **LOC (8) Cl.** ..... **19-08**

(52) **U.S. Cl.** ..... **D19/9**

(58) **Field of Classification Search** ..... D19/9-11;  
D14/436-438; D20/20, 27, 40; 206/555;  
283/61, 82; 235/380, 385

Provisional Patent Application No. 60/569,466, Design patent application Ser. No. 29/205,080, Design patent application Ser. No. 29/205,149, Design patent application Ser. No. 29/205,091, filed concurrently with the present application, are related by subject matter.

See application file for complete search history.

FIG. 1 is a back view of a card assembly with vertical magnetic stripe showing a new design; FIG. 2 is a front view of thereof; and, FIG. 3 is a side view of thereof.

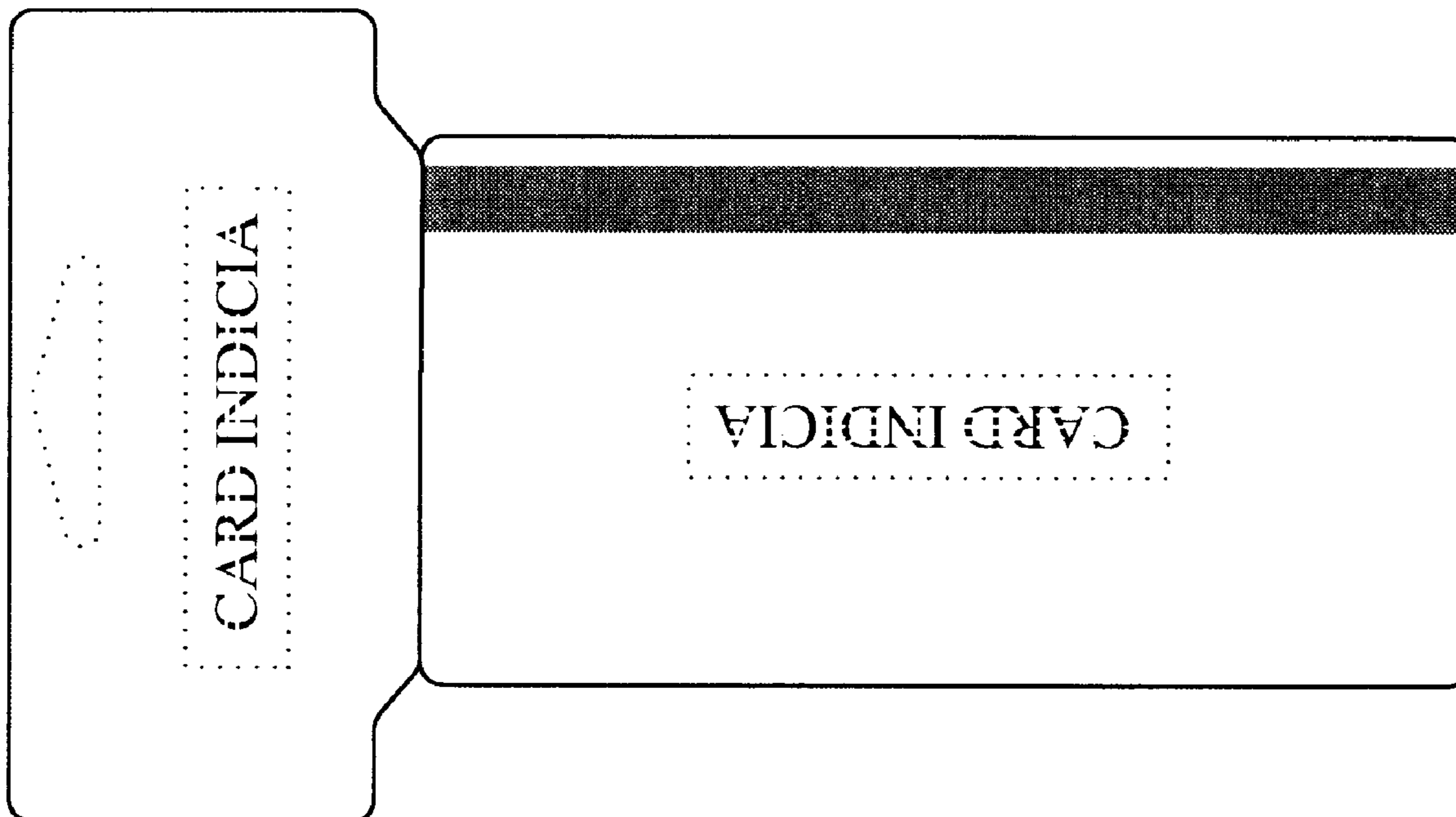
(56) **References Cited**

The broken line drawing of card indicia, indicia box and punch out display hole are for illustrative purposes only and form no part of the claimed design.

**U.S. PATENT DOCUMENTS**

5,740,915 A \* 4/1998 Williams ..... 206/555  
5,918,909 A \* 7/1999 Fiala et al. .... 283/61  
6,957,737 B1 \* 10/2005 Frederickson et al. .... 283/61

**1 Claim, 1 Drawing Sheet**



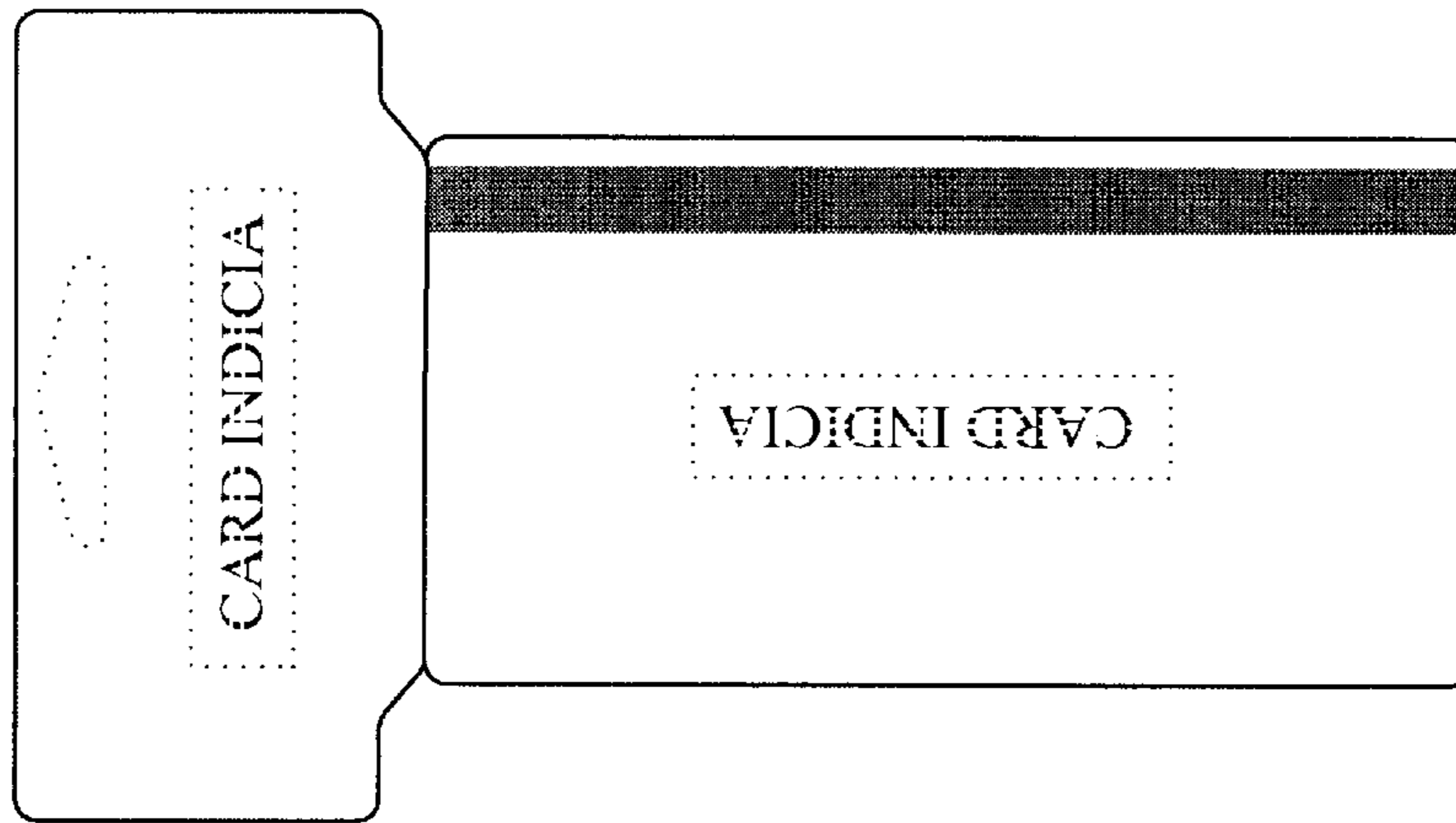


FIG. 1




FIG. 2



FIG. 3