



US00D524857S

(12) **United States Design Patent**  
**Graves et al.**

(10) **Patent No.: US D524,857 S**  
(45) **Date of Patent: \*\* Jul. 11, 2006**

(54) **CARD ASSEMBLY WITH VERTICAL  
MAGNETIC STRIPE**

2002/0040935 A1 \* 4/2002 Weyant ..... 235/487  
2002/0088855 A1 \* 7/2002 Hodes ..... 235/385  
2005/0061889 A1 \* 3/2005 McGee et al. .... 235/487

(75) Inventors: **Phillip Craig Graves**, Atlanta, GA  
(US); **Sean Keith Chariker**, Alpharetta,  
GA (US)

\* cited by examiner

*Primary Examiner*—Robert A Delehanty

*Assistant Examiner*—Mark Cavanna

(73) Assignee: **e2interactive, Inc.**, Atlanta, GA (US)

(74) *Attorney, Agent, or Firm*—Hunton & Williams LLP

(\*\*) Term: **14 Years**

(57) **CLAIM**

(21) Appl. No.: **29/205,080**

The ornamental design for a card assembly with vertical magnetic stripe, as shown and described.

(22) Filed: **May 7, 2004**

**DESCRIPTION**

(51) **LOC (8) Cl.** ..... **19-08**

(52) **U.S. Cl.** ..... **D19/9**

(58) **Field of Classification Search** ..... D19/9–11;  
D14/436–438; D20/20, 27, 40; 206/555;  
283/51, 61; 235/380, 385, 487

Design Patent Application No. 29/205,081, Design Patent Application No. 29/205,091, Design Patent Application No. 29/205,149, filed concurrently with the present application, are related by subject matter.

See application file for complete search history.

FIG. 1 is a back view of a card assembly with vertical magnetic stripe showing a new design;

FIG. 2 is a front view of the embodiment of FIG. 1;

FIG. 3 is a side view of the embodiment of FIG. 1; and,

FIG. 4 is a back view of a second embodiment of a card assembly with vertical magnetic stripe.

(56) **References Cited**

**U.S. PATENT DOCUMENTS**

5,865,470 A \* 2/1999 Thompson ..... 283/51  
5,918,909 A \* 7/1999 Fiala et al. .... 283/61  
D438,562 S \* 3/2001 Webb et al. .... D19/10  
6,382,676 B1 \* 5/2002 Cochran et al. .... 283/51  
6,957,737 B1 \* 10/2005 Frederickson et al. .... 235/487  
D512,456 S \* 12/2005 Diaz et al. .... D19/10  
6,974,159 B1 \* 12/2005 Thompson et al. .... 283/51

The broken line showing of card indicia, indicia box and punch out display hole are for illustrative purposes only and form no part of the claimed design.

**1 Claim, 2 Drawing Sheets**

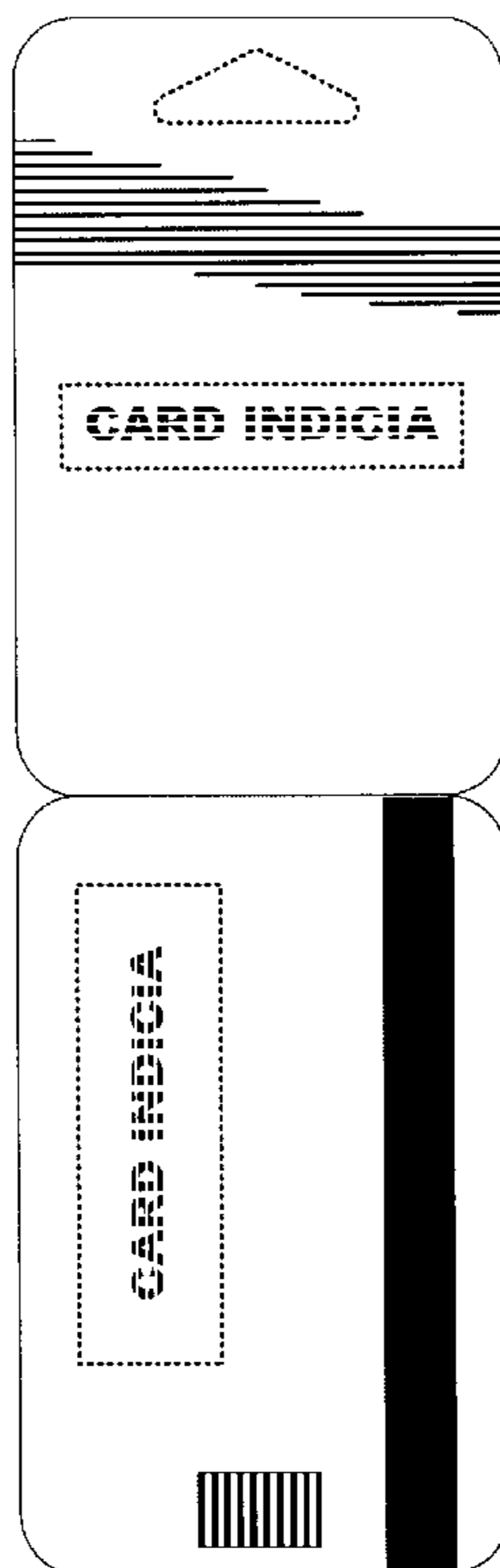


FIG. 2

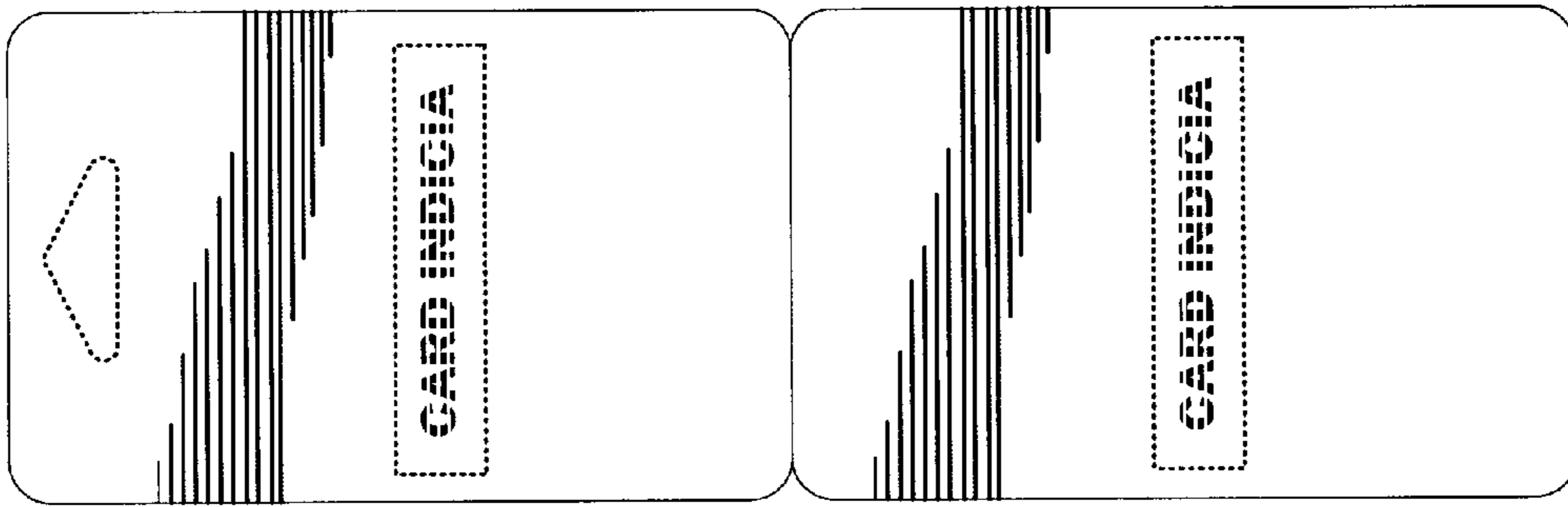


FIG. 1




FIG. 4

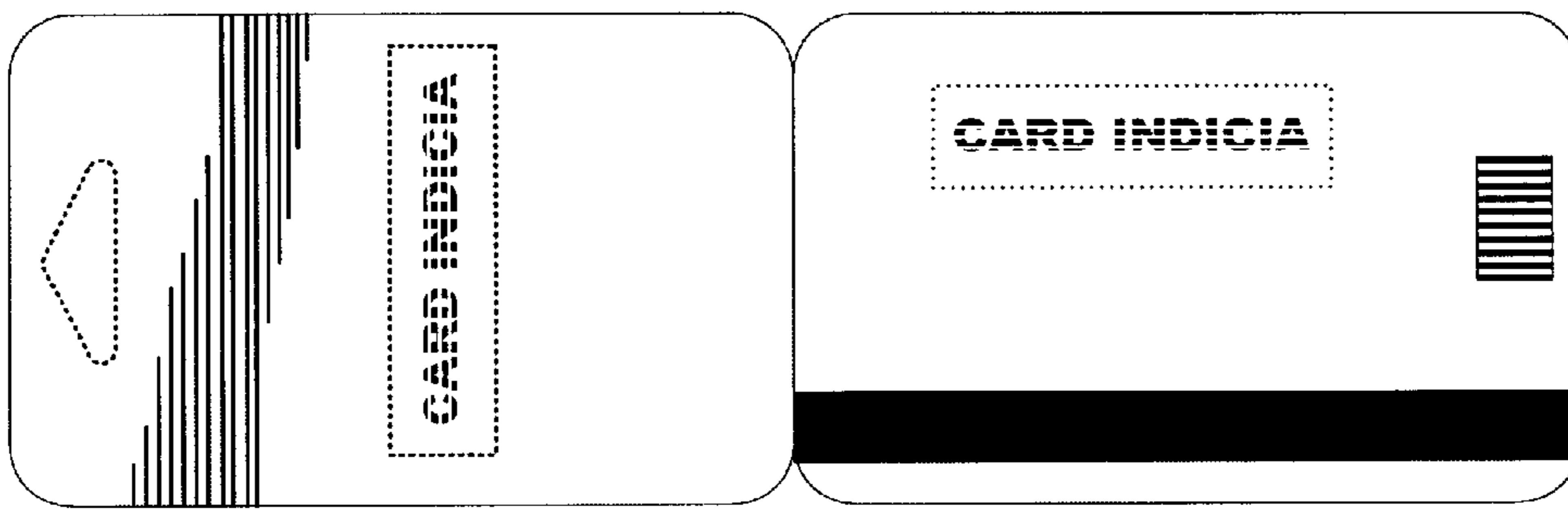


FIG. 3

