

US00D524845S

(12) **United States Design Patent**
Hsu

(10) **Patent No.:** **US D524,845 S**

(45) **Date of Patent:** **** Jul. 11, 2006**

(54) **EYEGLASS FRAME**

(75) Inventor: **Wan-Ting Hsu**, Tainan (TW)

(73) Assignee: **Sun Sight Glasses Co., Ltd.**, Tainan (TW)

(**) Term: **14 Years**

(21) Appl. No.: **29/204,761**

(22) Filed: **May 3, 2004**

(51) **LOC (8) Cl.** **16-06**

(52) **U.S. Cl.** **D16/326; D16/335**

(58) **Field of Classification Search** D16/300-330,
D16/101, 335-337; D29/109-110; D24/110.2;
351/41, 44, 51-52, 111, 158, 92, 57-61, 121,
351/123, 153; 2/426-432, 441, 447, 434-437,
2/448-450, 444

See application file for complete search history.

(56) **References Cited**

U.S. PATENT DOCUMENTS

D376,810 S * 12/1996 Ohie D16/323
D415,188 S * 10/1999 Thixton et al. D16/321
D420,037 S * 2/2000 Conway D16/326

D456,441 S * 4/2002 Jannard et al. D16/326
D464,366 S * 10/2002 Chiou D16/326
D478,928 S * 8/2003 Sheldon D16/326
D483,393 S * 12/2003 Chen D16/335
D501,218 S * 1/2005 Teng D16/326

* cited by examiner

Primary Examiner—Raphael Barkai

(74) *Attorney, Agent, or Firm*—Alan D. Kamrath; Nikolai & Mersereau, P.A.

(57) **CLAIM**

The ornamental design for an eyeglass frame, as shown and described.

DESCRIPTION

FIG. 1 is a perspective view of an eyeglass frame showing my new design;

FIG. 2 is a front side elevational view thereof;

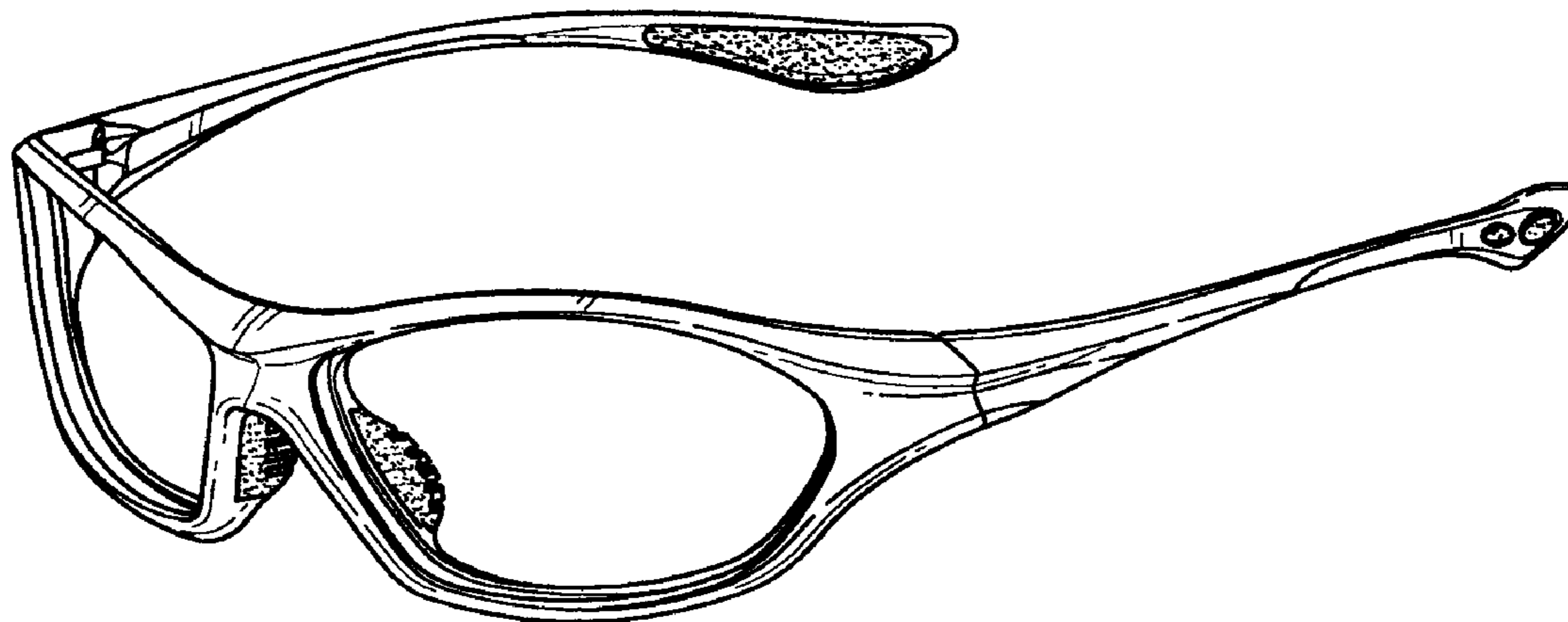
FIG. 3 is a rear side elevational view thereof;

FIG. 4 is a side elevational view thereof, the opposite side view being a mirror image thereof

FIG. 5 is a top plan view thereof; and,

FIG. 6 is a bottom plan view thereof.

1 Claim, 4 Drawing Sheets



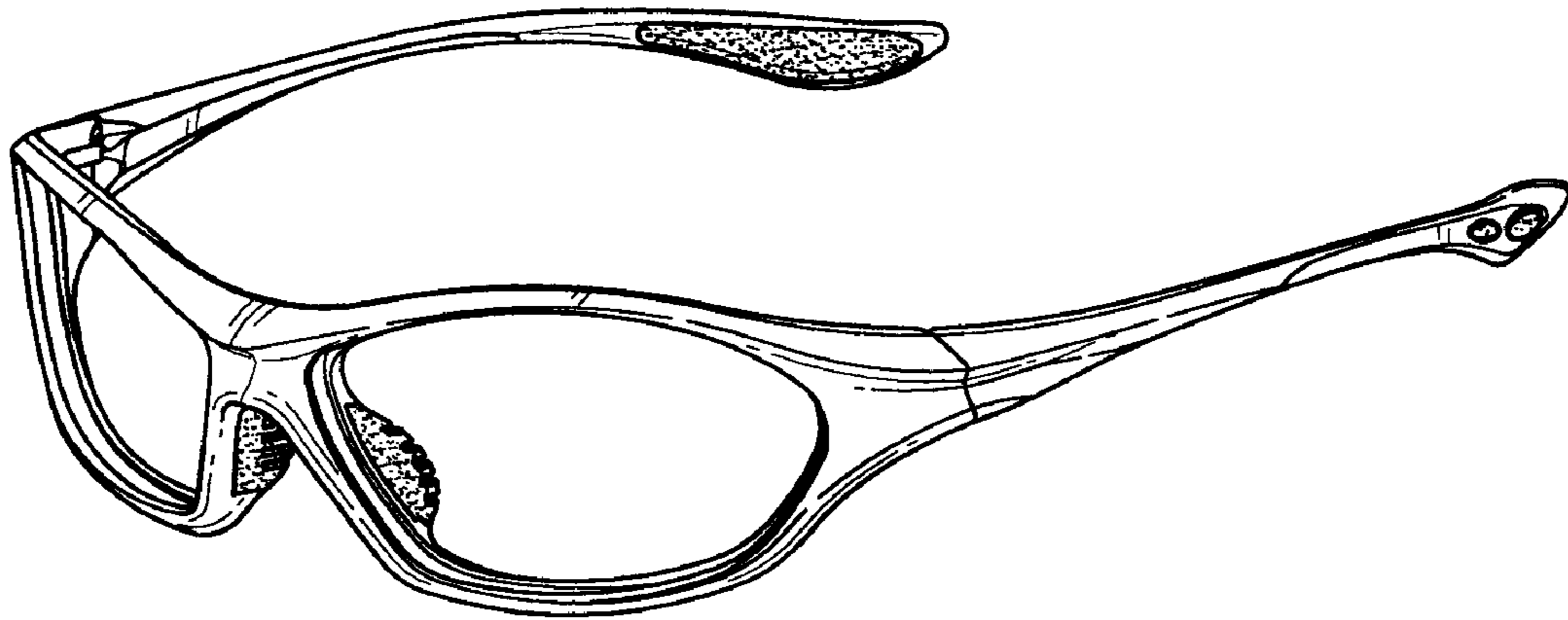


FIG. 1

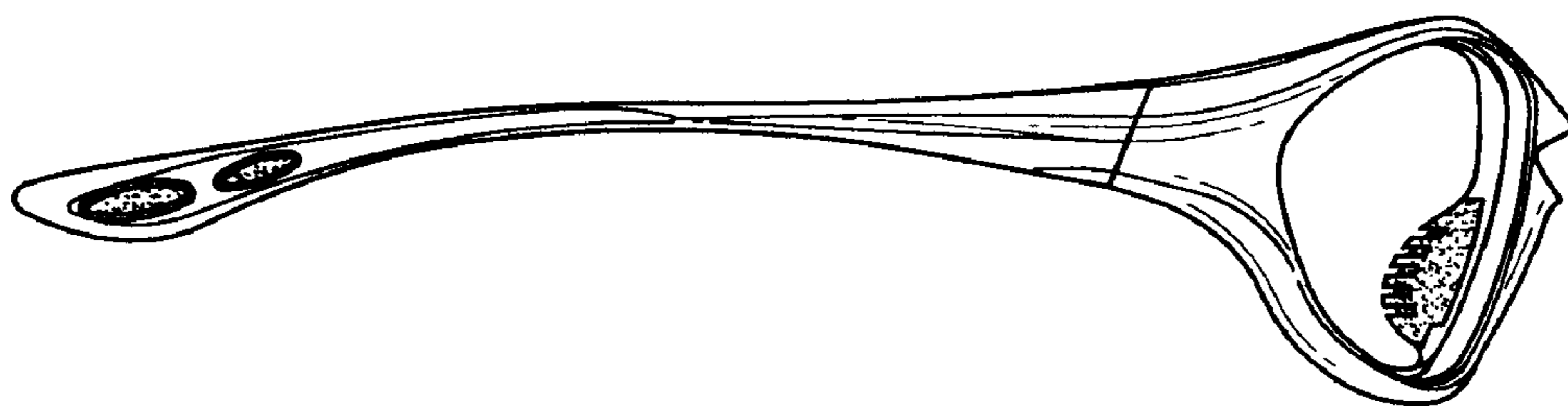


FIG. 4

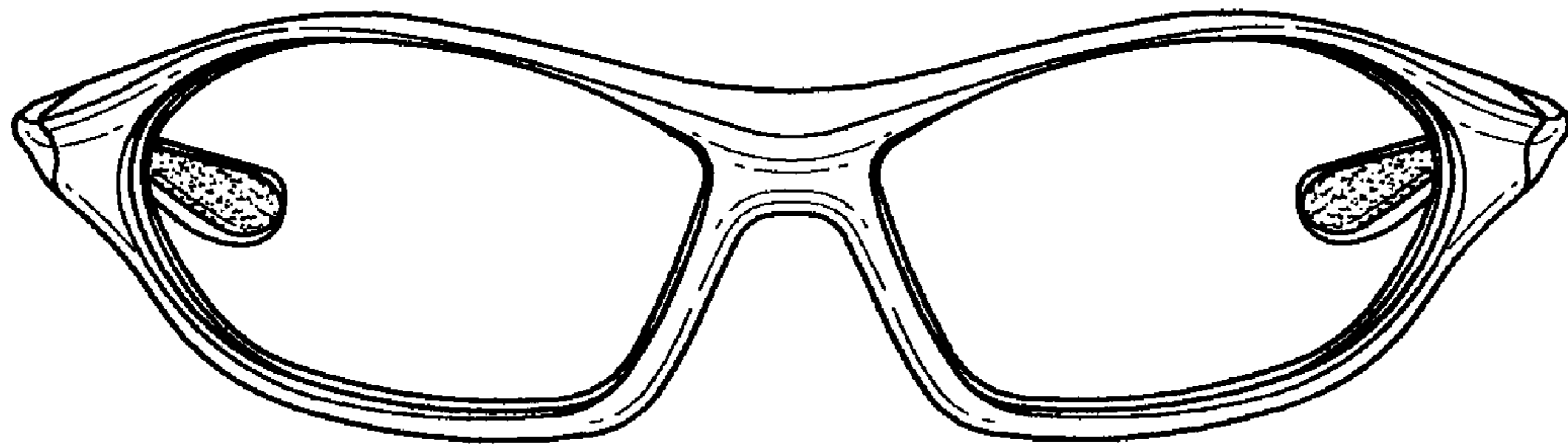


FIG. 2

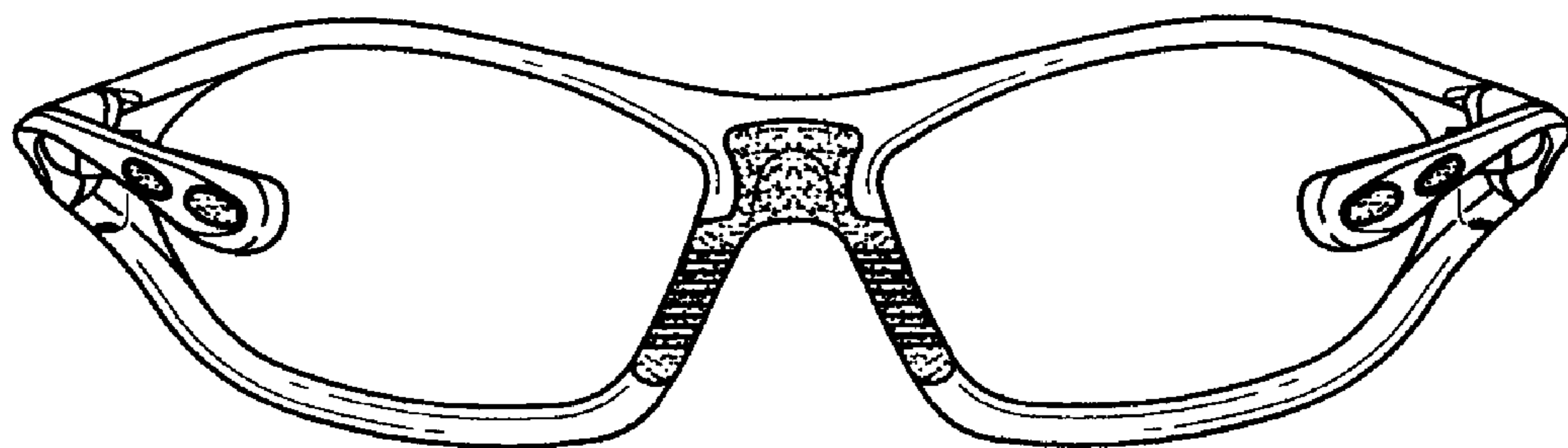


FIG. 3



FIG. 5

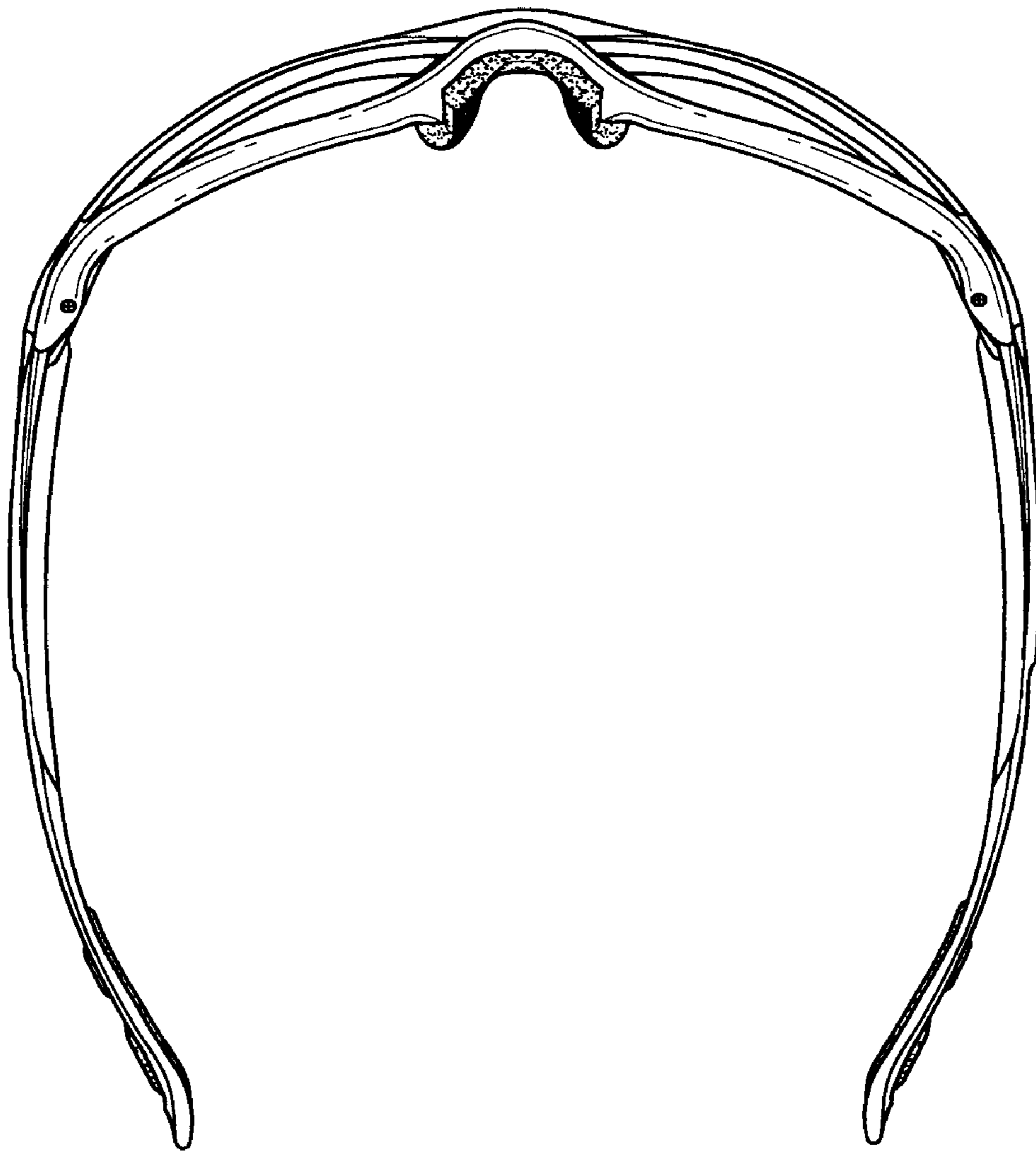


FIG. 6