

US00D524831S

(12) **United States Design Patent**
Resch

(10) **Patent No.:** **US D524,831 S**

(45) **Date of Patent:** **** Jul. 11, 2006**

(54) **COOLING MACHINE**

(75) Inventor: **Reinhold Resch**, Liezen (AT)

(73) Assignee: **AHT Cooling Systems GmbH**,
Rottenmann (AU)

(**) Term: **14 Years**

(21) Appl. No.: **29/224,077**

(22) Filed: **Feb. 24, 2005**

(30) **Foreign Application Priority Data**

Aug. 27, 2004 (EM) 219142

(51) **LOC (8) Cl.** **15-07**

(52) **U.S. Cl.** **D15/83**

(58) **Field of Classification Search** D15/79-88;
62/246-255, 275, 337, 344, 377, 384, 389,
62/440-456; D6/470, 472, 441, 448; 220/592.1-592.2;
312/114-117, 401-408; 222/20; D14/308;
D23/209

See application file for complete search history.

(56) **References Cited**

U.S. PATENT DOCUMENTS

D101,525 S * 10/1936 Frick D15/84

D149,615 S * 5/1948 Carriere D15/83
D176,840 S * 2/1956 Dailey D15/83
D239,490 S * 4/1976 Pellegrini D15/83
D339,934 S * 10/1993 Reuter D6/441
D430,173 S * 8/2000 Tombs D15/85
D439,913 S * 4/2001 Jobst D15/84
D477,616 S * 7/2003 Resch D15/83
D477,617 S * 7/2003 Resch D15/83
D483,045 S * 12/2003 Resch D15/83

* cited by examiner

Primary Examiner—Mitchell Siegel

Assistant Examiner—Shanda C. Hill

(74) *Attorney, Agent, or Firm*—Collard & Roe, P.C.

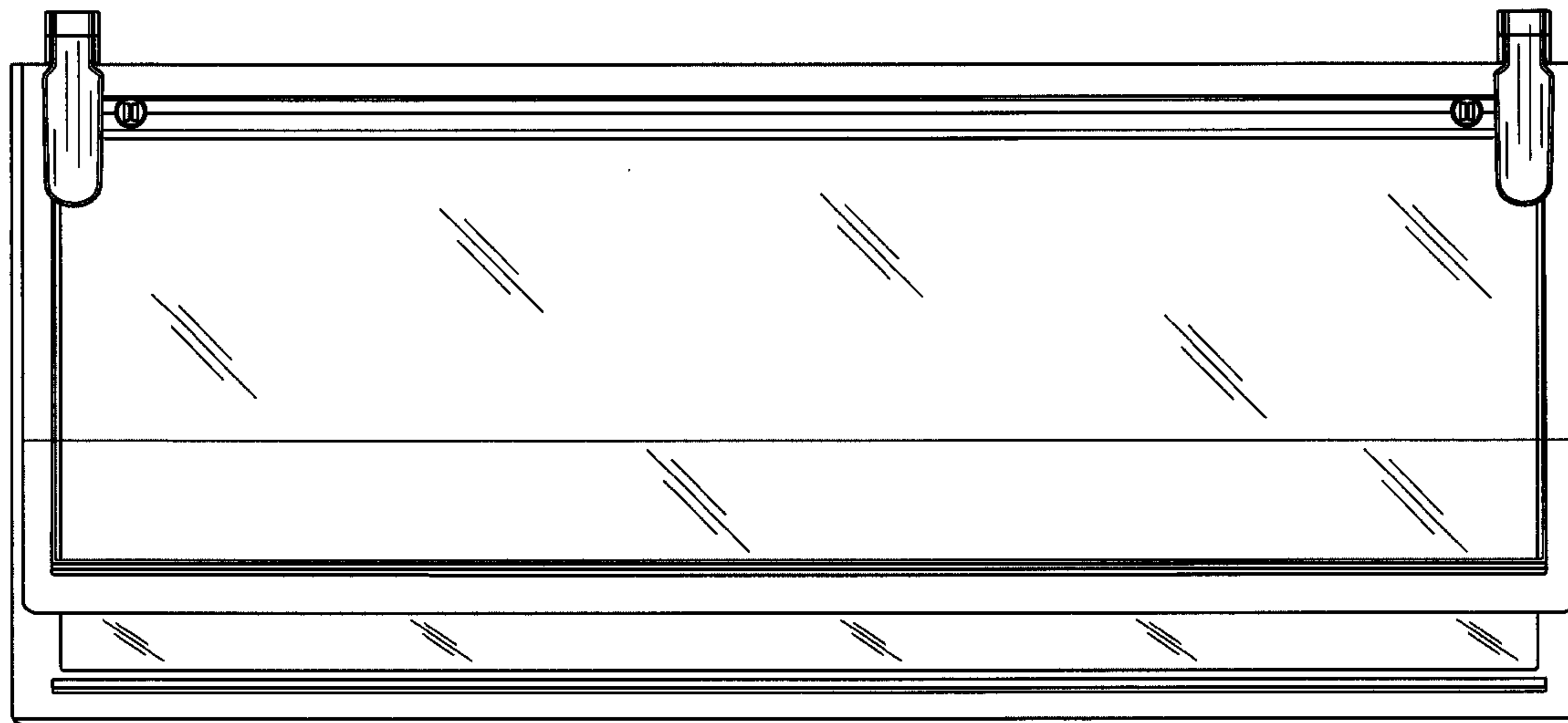
(57) **CLAIM**

The ornamental design for a cooling machine, as shown and described.

DESCRIPTION

FIG. 1 shows a top view of my design for a cooling machine;
FIG. 2 shows a front view thereof;
FIG. 3 shows a side view thereof;
FIG. 4 shows an opposite side view thereof; and,
FIG. 5 shows a rear view thereof.
The bottom view forms no part of the invention.

1 Claim, 4 Drawing Sheets



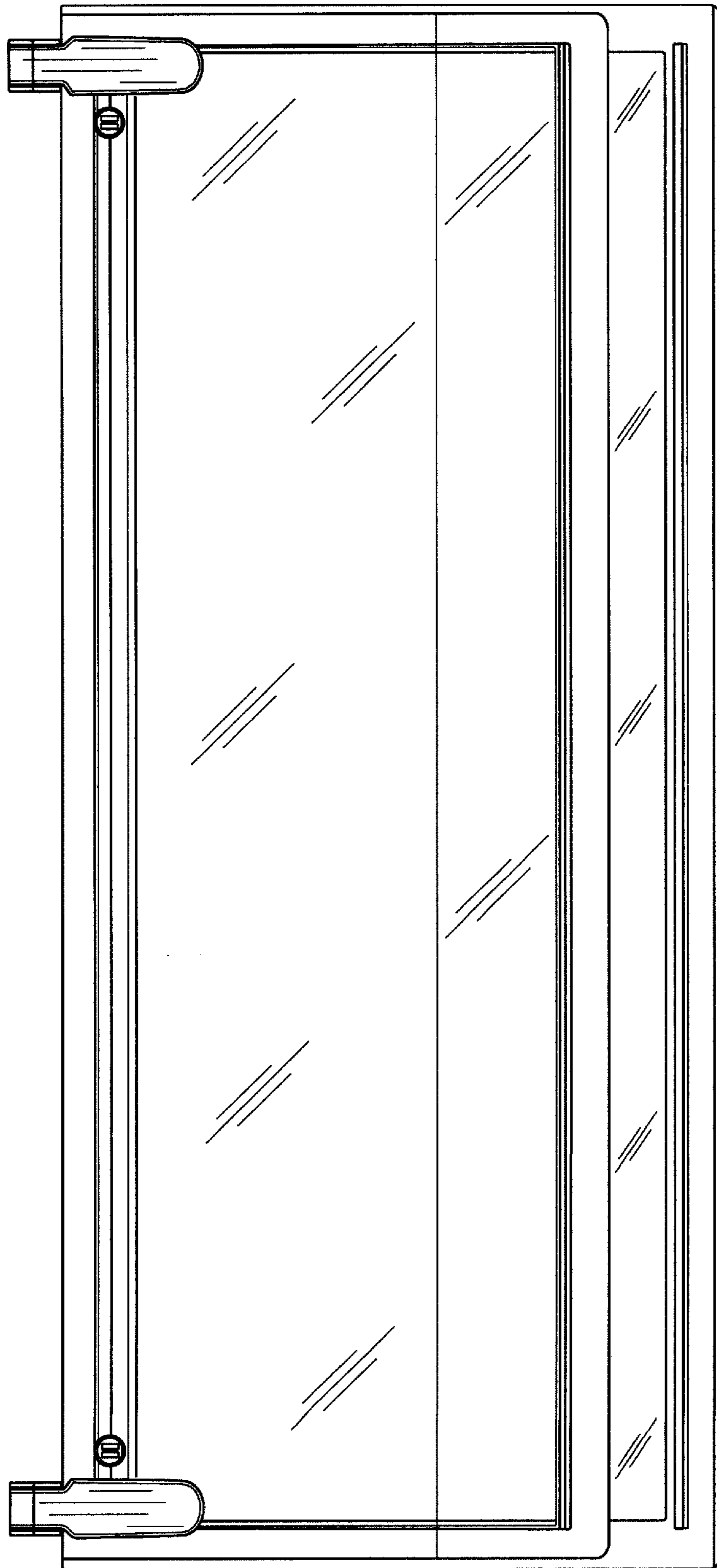


FIG. 1




FIG. 2

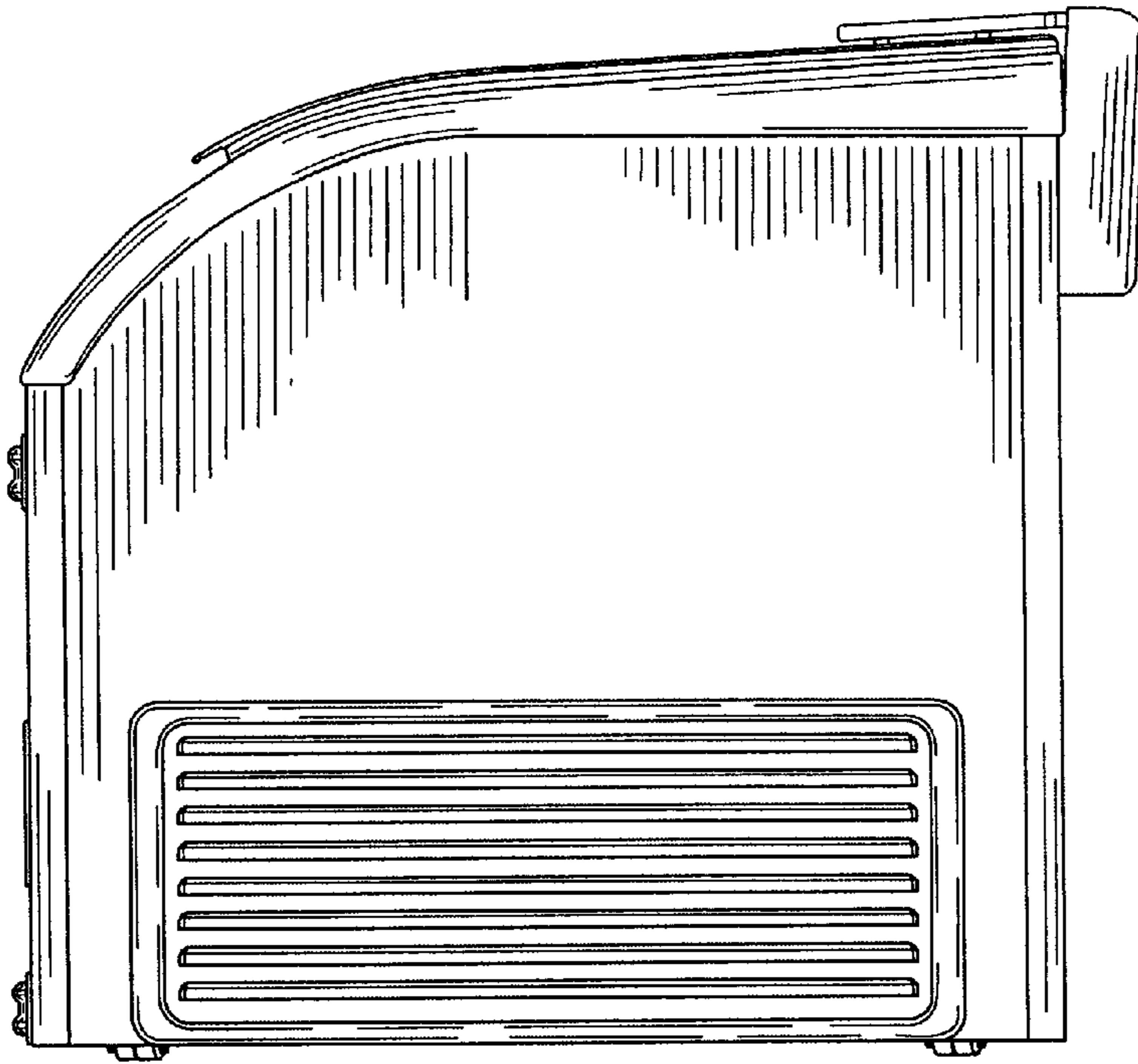


FIG. 3

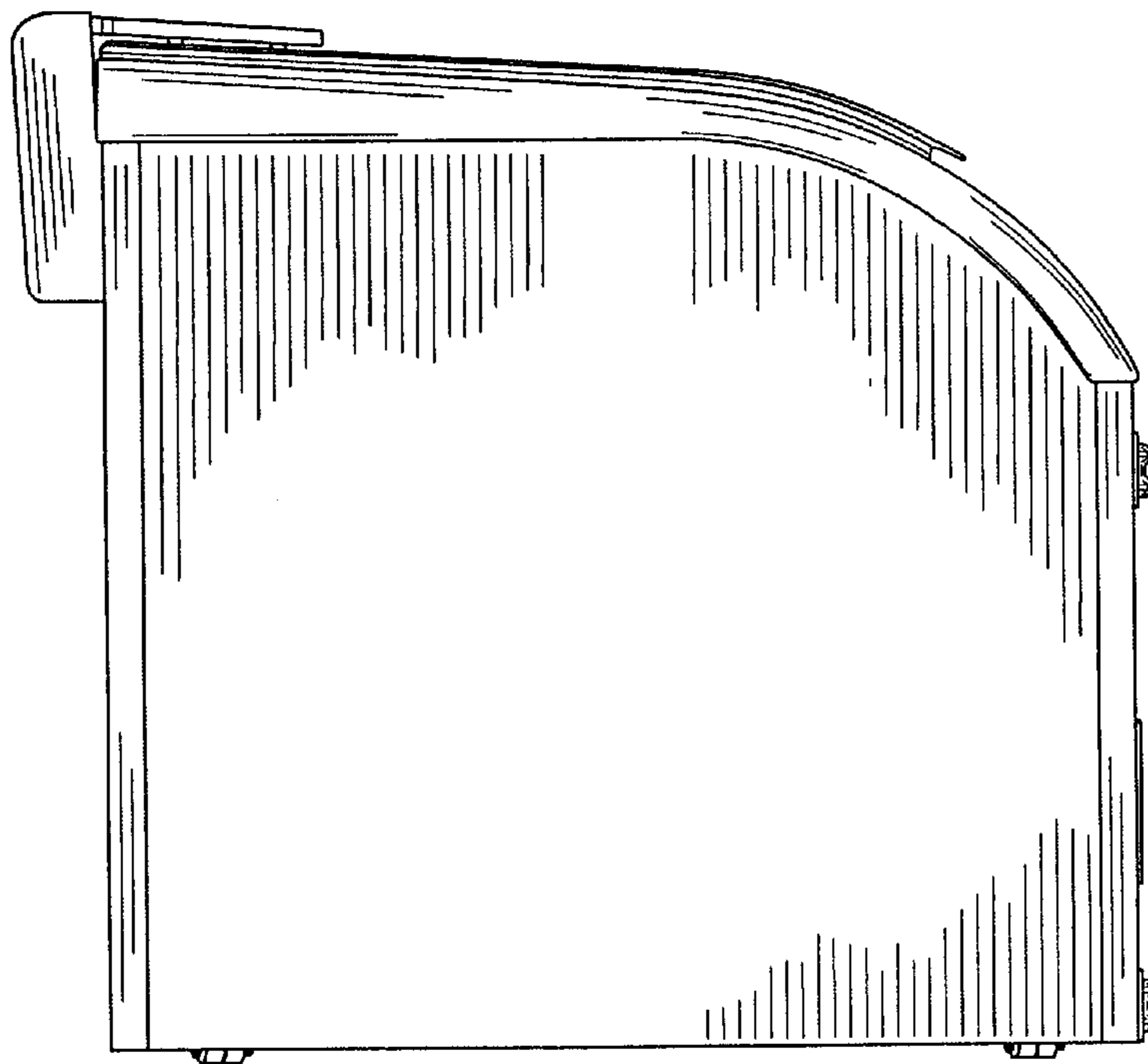


FIG. 4



FIG. 5