



US00D524806S

(12) **United States Design Patent**  
**Eguchi**

(10) **Patent No.:** **US D524,806 S**  
(45) **Date of Patent:** **\*\* Jul. 11, 2006**

(54) **FRONT COVER PORTION OF A HANDSET**

(75) Inventor: **Shunjiro Eguchi**, Helsinki (FI)

(73) Assignee: **Nokia Corporation**, Espoo (FI)

(\*\*) Term: **14 Years**

(21) Appl. No.: **29/211,455**

(22) Filed: **Aug. 17, 2004**

(51) **LOC (8) Cl.** ..... **14-03**

(52) **U.S. Cl.** ..... **D14/248**

(58) **Field of Classification Search** ..... D14/137,  
D14/138, 147-148, 247-248, 144, 218, 341-347;  
379/433.01-433.13, 434; 455/575.1, 566,  
455/556.1; D21/517, 329, 331; 345/169  
See application file for complete search history.

(56) **References Cited**

**U.S. PATENT DOCUMENTS**

D388,783 S	*	1/1998	Harden et al.	.....	D14/138
D408,399 S	*	4/1999	Nagano et al.	.....	D14/138
D456,394 S	*	4/2002	Laverick et al.	.....	D14/248
D459,327 S	*	6/2002	Ali	.....	D14/138
D464,645 S	*	10/2002	O'Neil	.....	D14/248
D467,913 S	*	12/2002	Lai et al.	.....	D14/248
D472,225 S	*	3/2003	Griffin	.....	D14/138
D477,596 S	*	7/2003	Hayes	.....	D14/343
D478,883 S	*	8/2003	Jensfelt et al.	.....	D14/138
D479,514 S	*	9/2003	Chan	.....	D14/138
D481,695 S	*	11/2003	Sinclair	.....	D14/138
D490,793 S	*	6/2004	Tsai et al.	.....	D14/138
D491,545 S	*	6/2004	Widiaman et al.	.....	D14/138
D494,561 S	*	8/2004	Kagami et al.	.....	D14/138
D494,950 S	*	8/2004	Keunecke	.....	D14/138
D496,640 S	*	9/2004	Seo	.....	D14/138

(Continued)

**FOREIGN PATENT DOCUMENTS**

EM	000213269-0001	10/2004
EM	000213269-0002	10/2004
EM	000213269-0003	10/2004
EM	000213269-0004	10/2004

EM	000213269-0005	10/2004
EM	000213269-0006	10/2004
WO	DM/064643	* 7/2003
WO	DM/065741	9/2004
WO	DM/066167	* 12/2004
WO	DM/066748	* 2/2005

**OTHER PUBLICATIONS**

www.mobiletechnews.com, Nokia 7610 Introduced, posted Mar. 17, 2004.\*

*Primary Examiner*—Jeffrey Asch

(74) *Attorney, Agent, or Firm*—Banner & Witcoff, Ltd.

(57) **CLAIM**

The ornamental design for a front cover portion of a handset as shown and described.

**DESCRIPTION**

FIG. 1 is a bottom plan view of front cover portion of a handset showing my new design illustrating a front cover in isolation;

FIG. 2 is a right side view thereof;

FIG. 3 is a front view thereof;

FIG. 4 is a left side view thereof;

FIG. 5 is a top plan view thereof;

FIG. 6 is a first perspective front view thereof;

FIG. 7 is a second perspective front view thereof;

FIG. 8 is a third perspective front view thereof;

FIG. 9 is a bottom plan view of a second embodiment of the front cover portion of a handset of FIGS. 1-8 showing my new design with a remainder of the handset in disclaimed broken lines;

FIG. 10 is a right side view thereof;

FIG. 11 is a front view thereof;

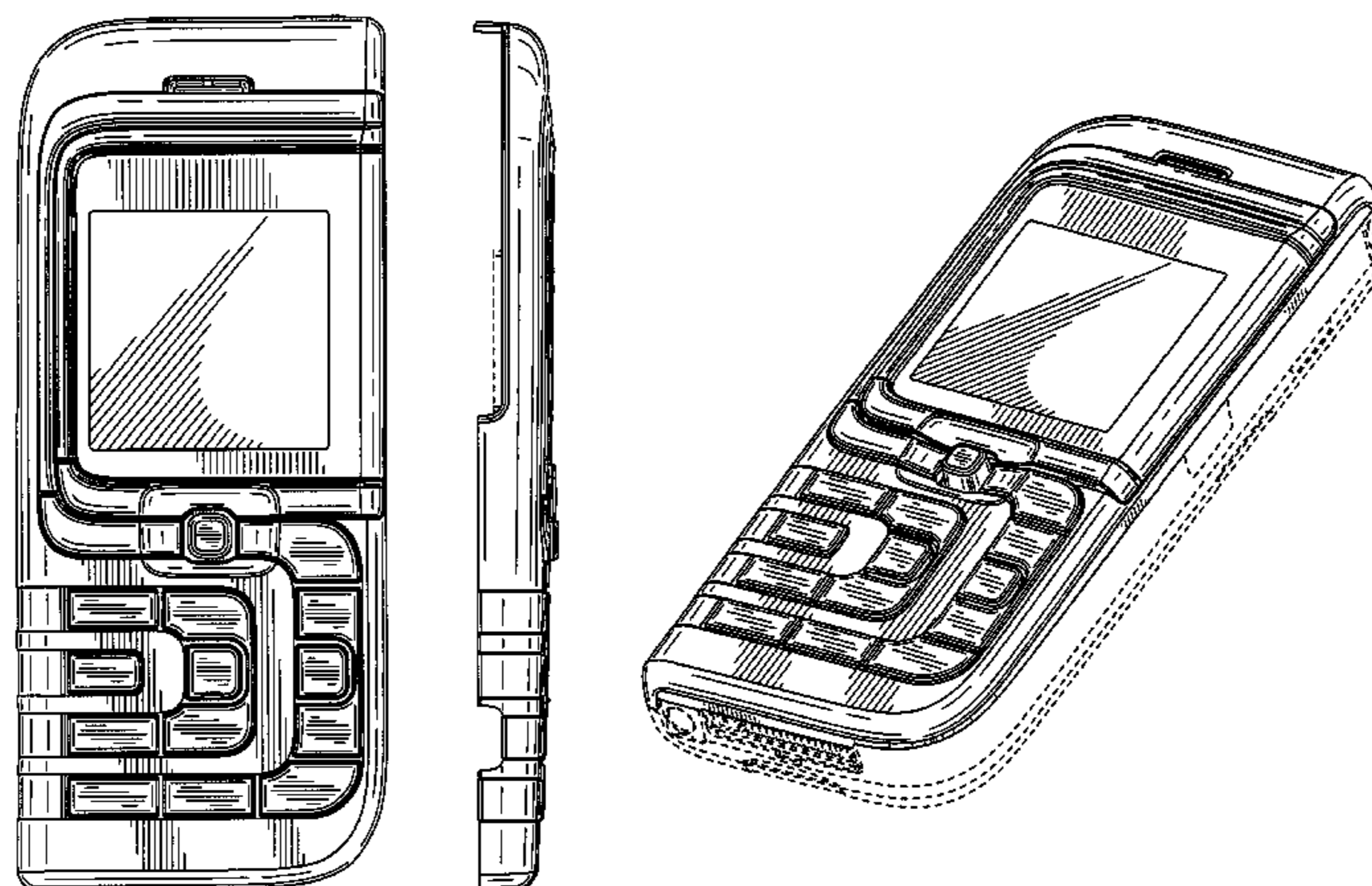
FIG. 12 is a left side view thereof;

FIG. 13 is a top plan view thereof; and,

FIG. 14 is a perspective front view thereof.

The broken line showing of various features in FIGS. 1-8 of the inside and extending tabs of the front cover portion of a handset and the broken line showing of various features of FIGS. 9-14 is for illustrative purposes only and forms no part of the claimed design.

**1 Claim, 7 Drawing Sheets**



# US D524,806 S

Page 2

---

## U.S. PATENT DOCUMENTS

D496,641 S	*	9/2004	Seo	.....	D14/138	D501,849 S	*	2/2005	Widiaman et al.	.....	D14/248
D496,642 S	*	9/2004	Harries et al.	.....	D14/138	D502,455 S	*	3/2005	Brandis et al.	.....	D14/138
D496,921 S	*	10/2004	Hwang	.....	D14/138	D503,162 S	*	3/2005	Kagami et al.	.....	D14/138
D497,892 S	*	11/2004	Peng	.....	D14/138	D505,932 S	*	6/2005	Eckholm et al.	.....	D14/138
D498,752 S	*	11/2004	Kagami et al.	.....	D14/248	D505,934 S	*	6/2005	Gonser	.....	D14/138
D499,710 S	*	12/2004	Chauhan	.....	D14/138	D507,549 S	*	7/2005	Moss	.....	D14/138
D499,723 S	*	12/2004	Kagami et al.	.....	D14/248	2005/0054397 A1	*	3/2005	Kim et al.	.....	455/575.4
D500,992 S	*	1/2005	Shen et al.	.....	D14/138						

\* cited by examiner

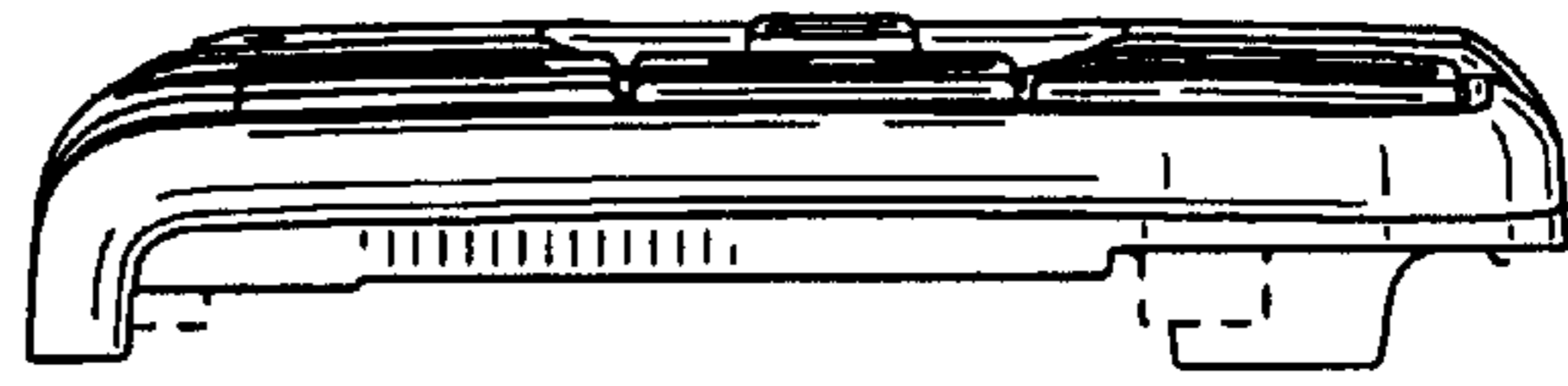


FIG. 1

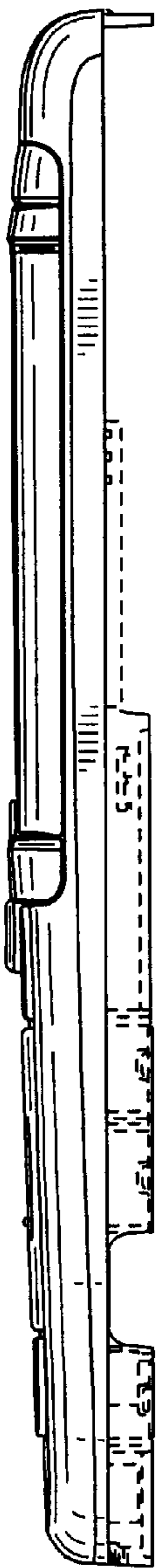


FIG. 2

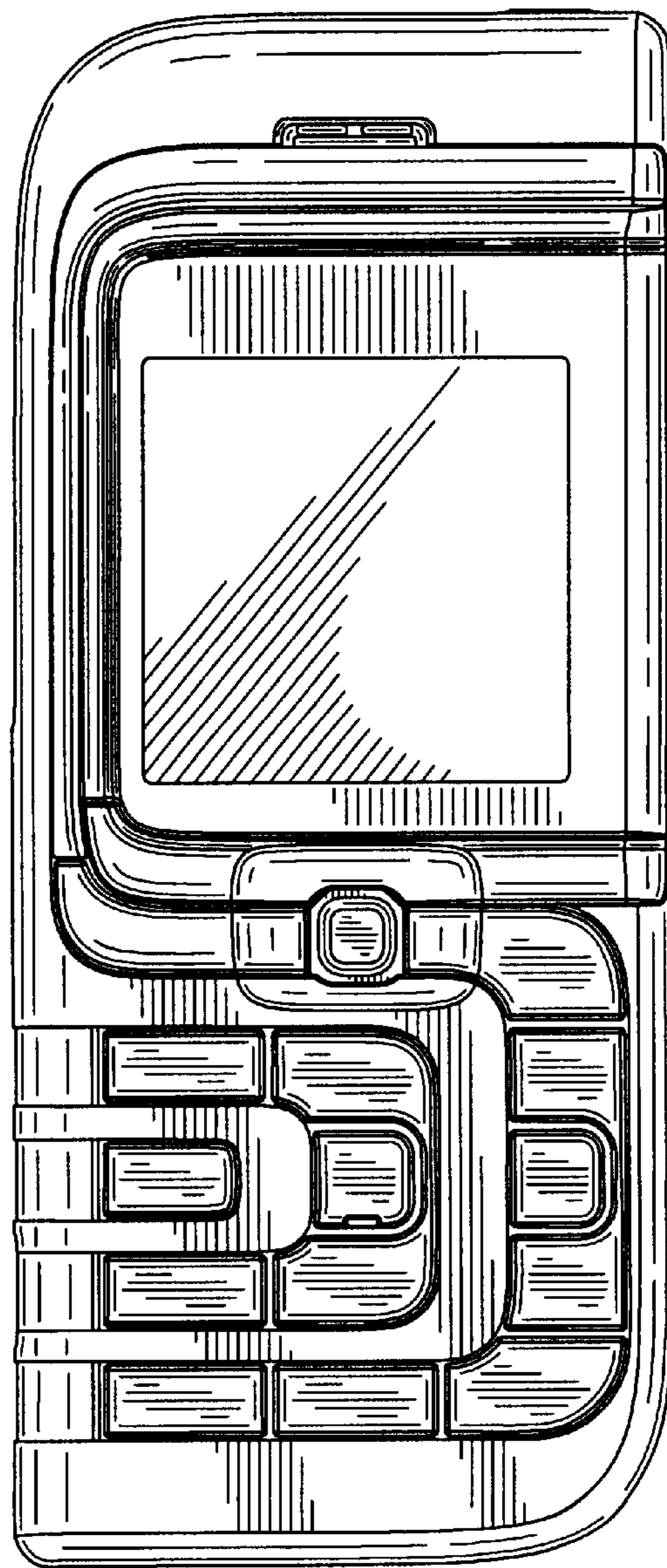


FIG. 3

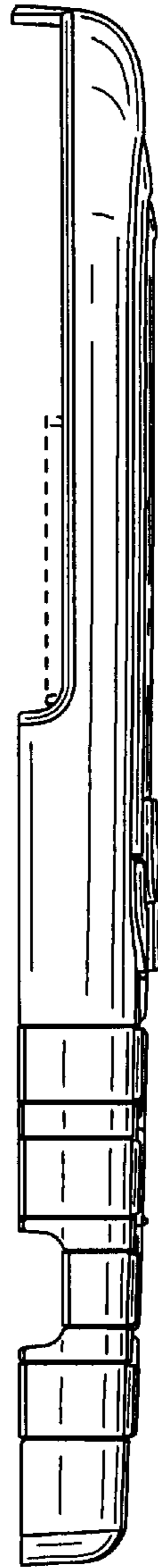


FIG. 4




FIG. 5



FIG. 6

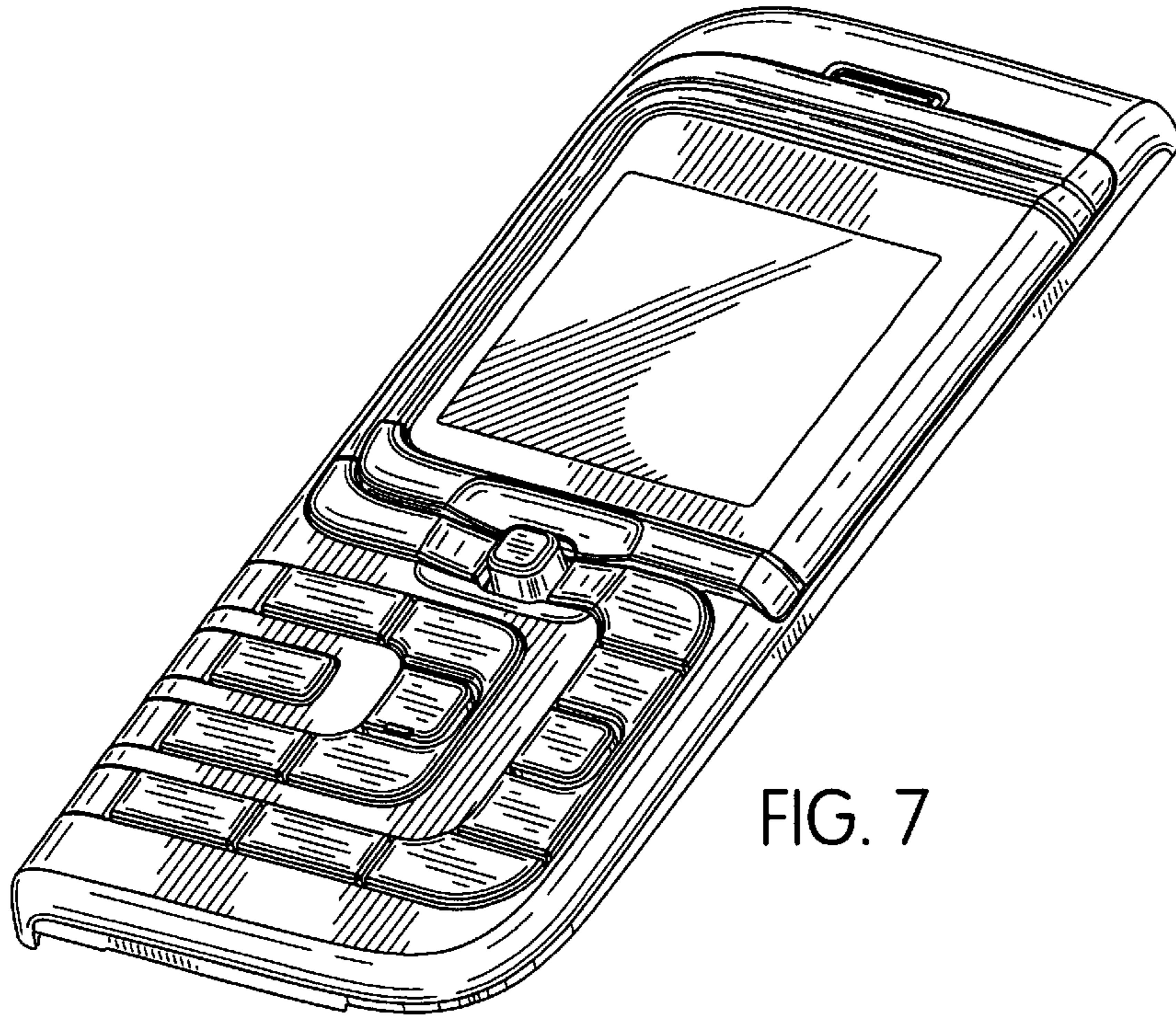


FIG. 7

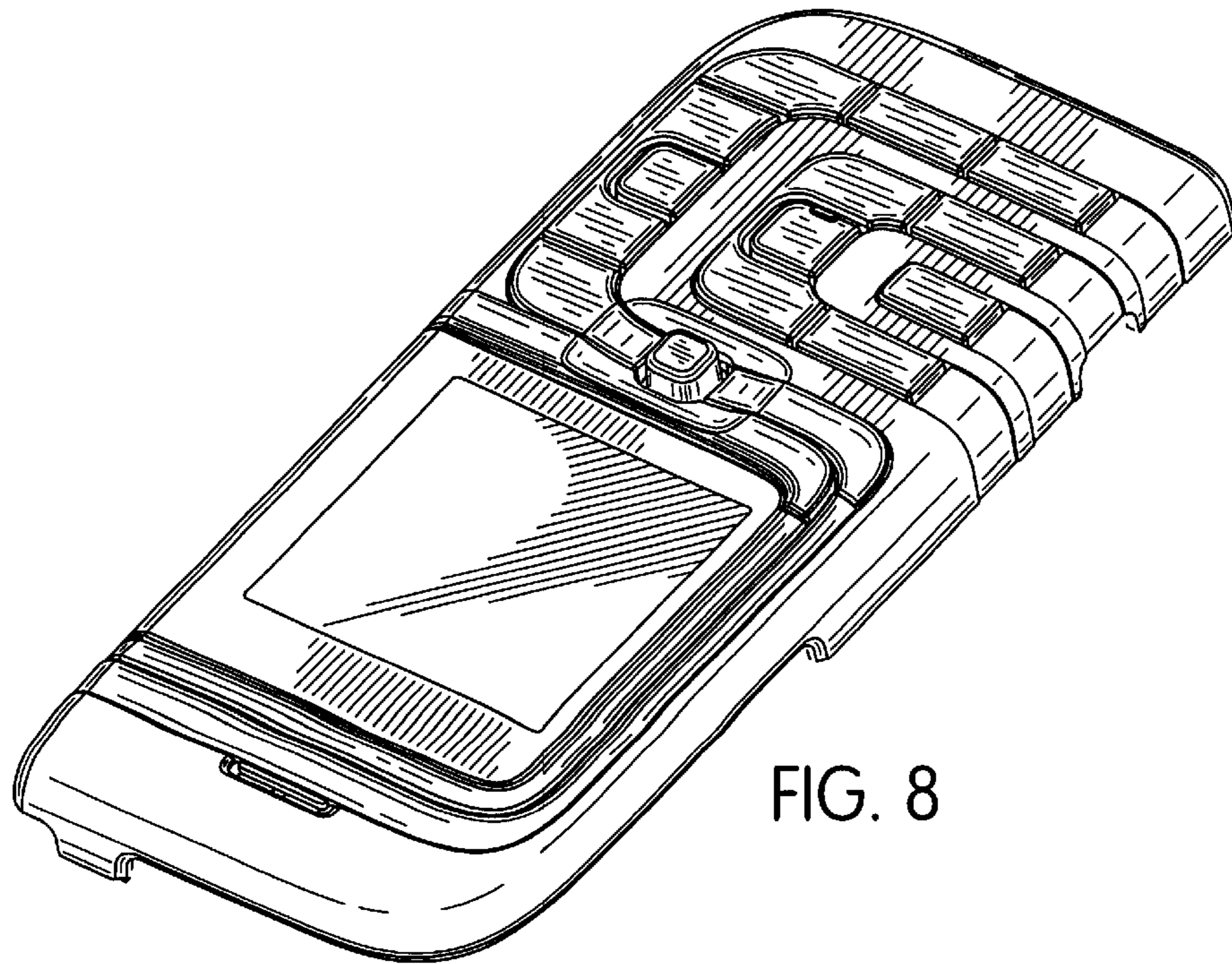


FIG. 8

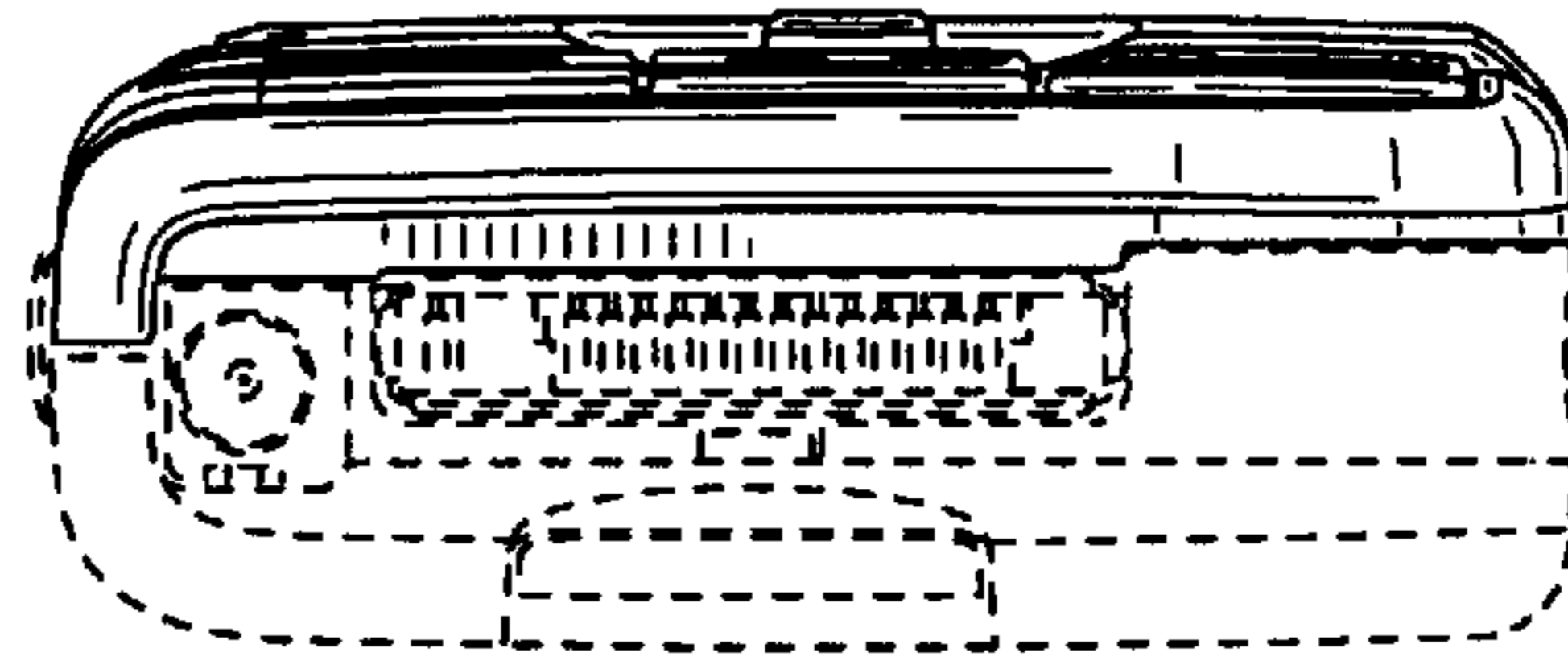


FIG. 9

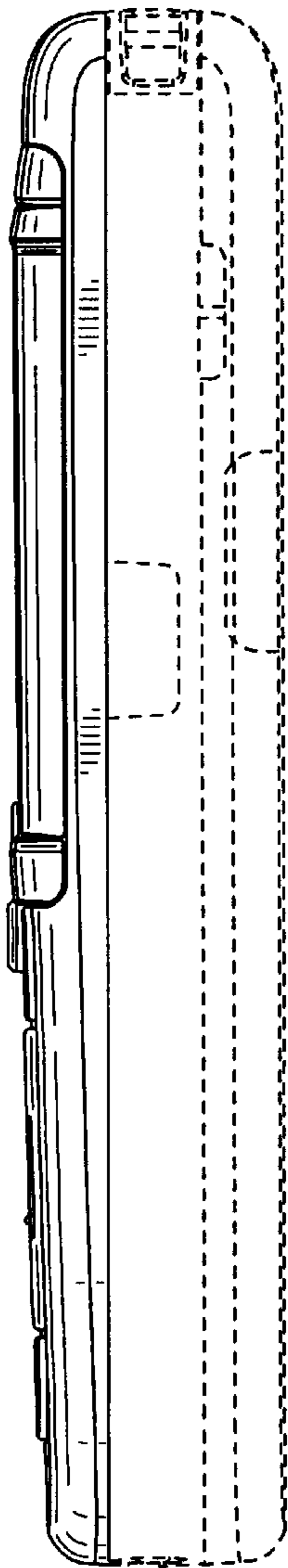


FIG. 10

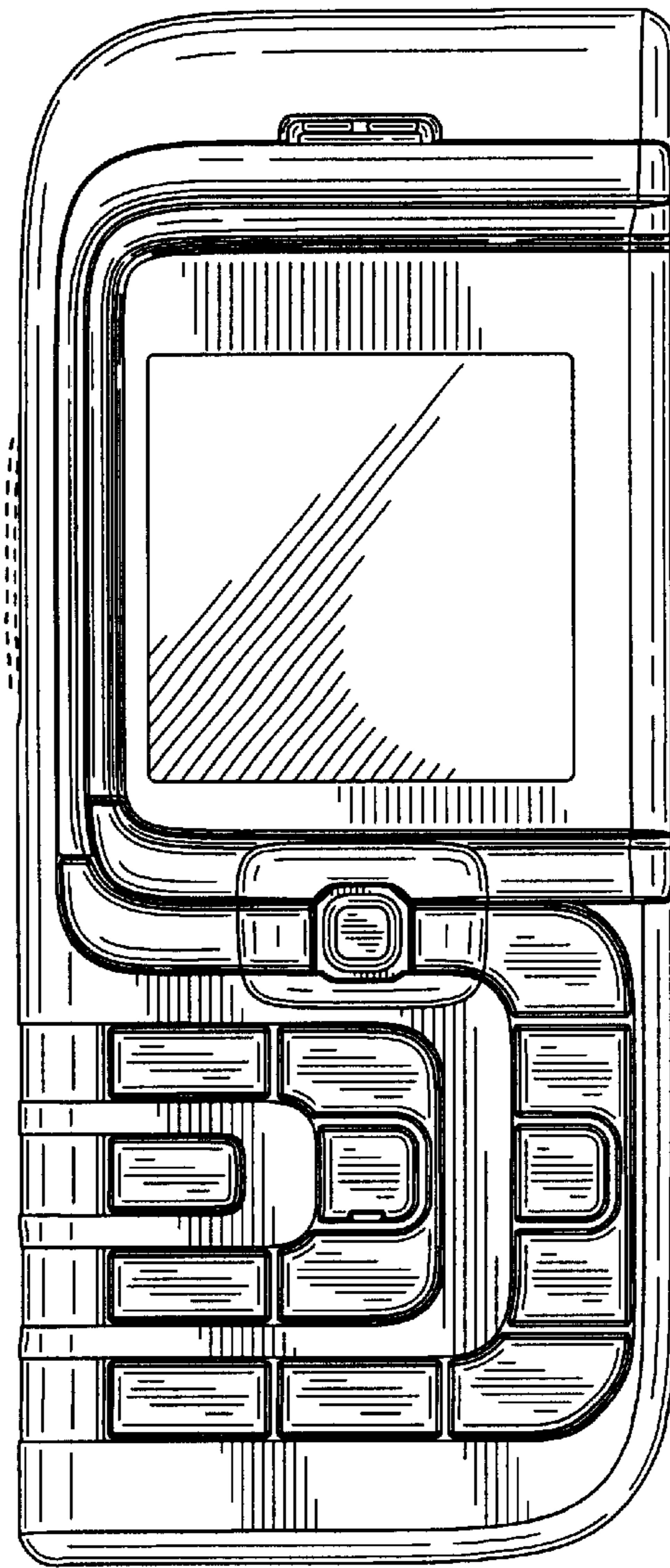


FIG. 11

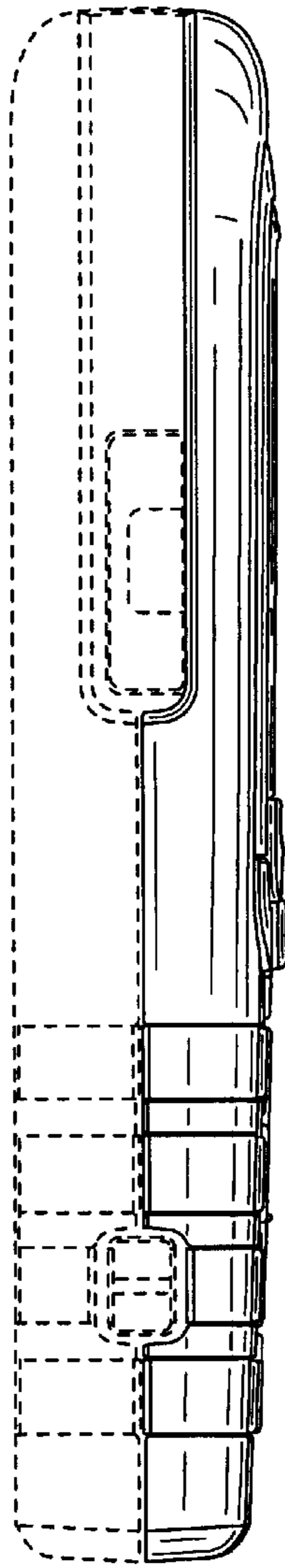


FIG. 12

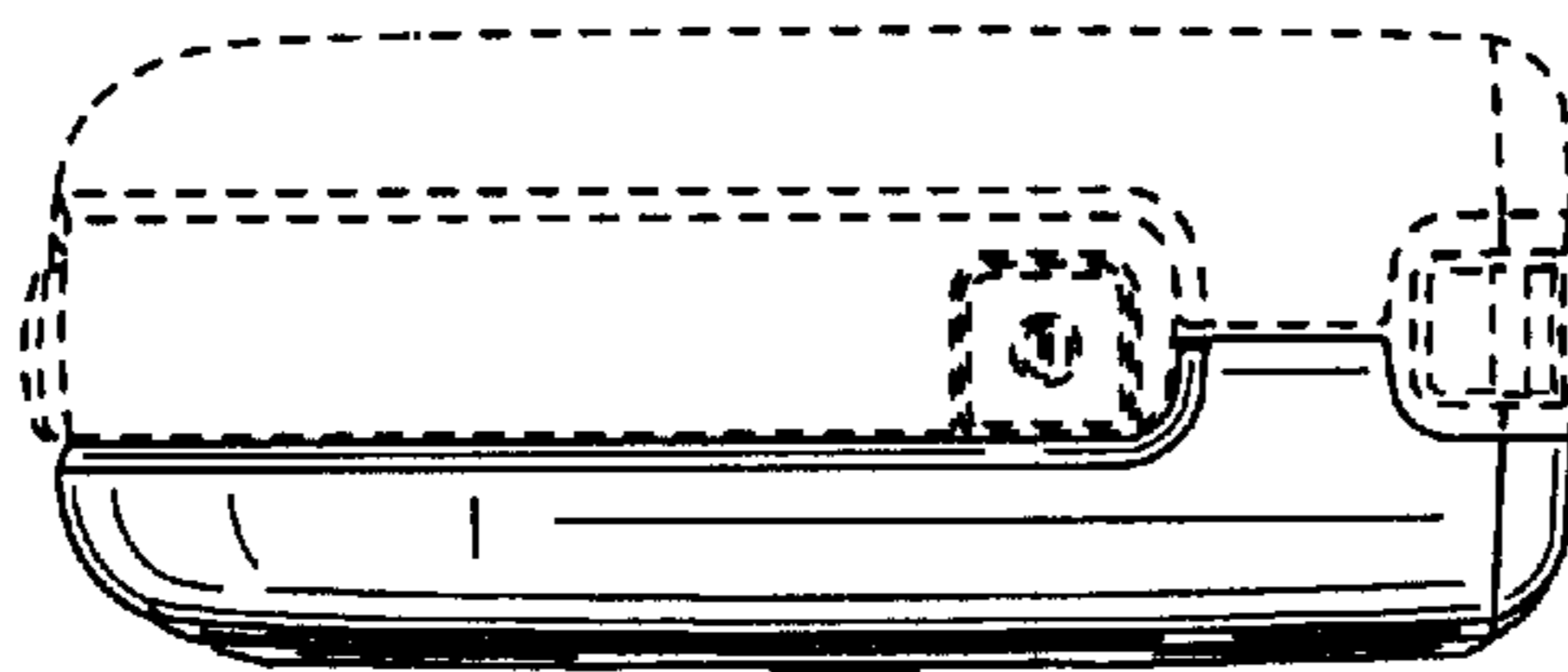


FIG. 13



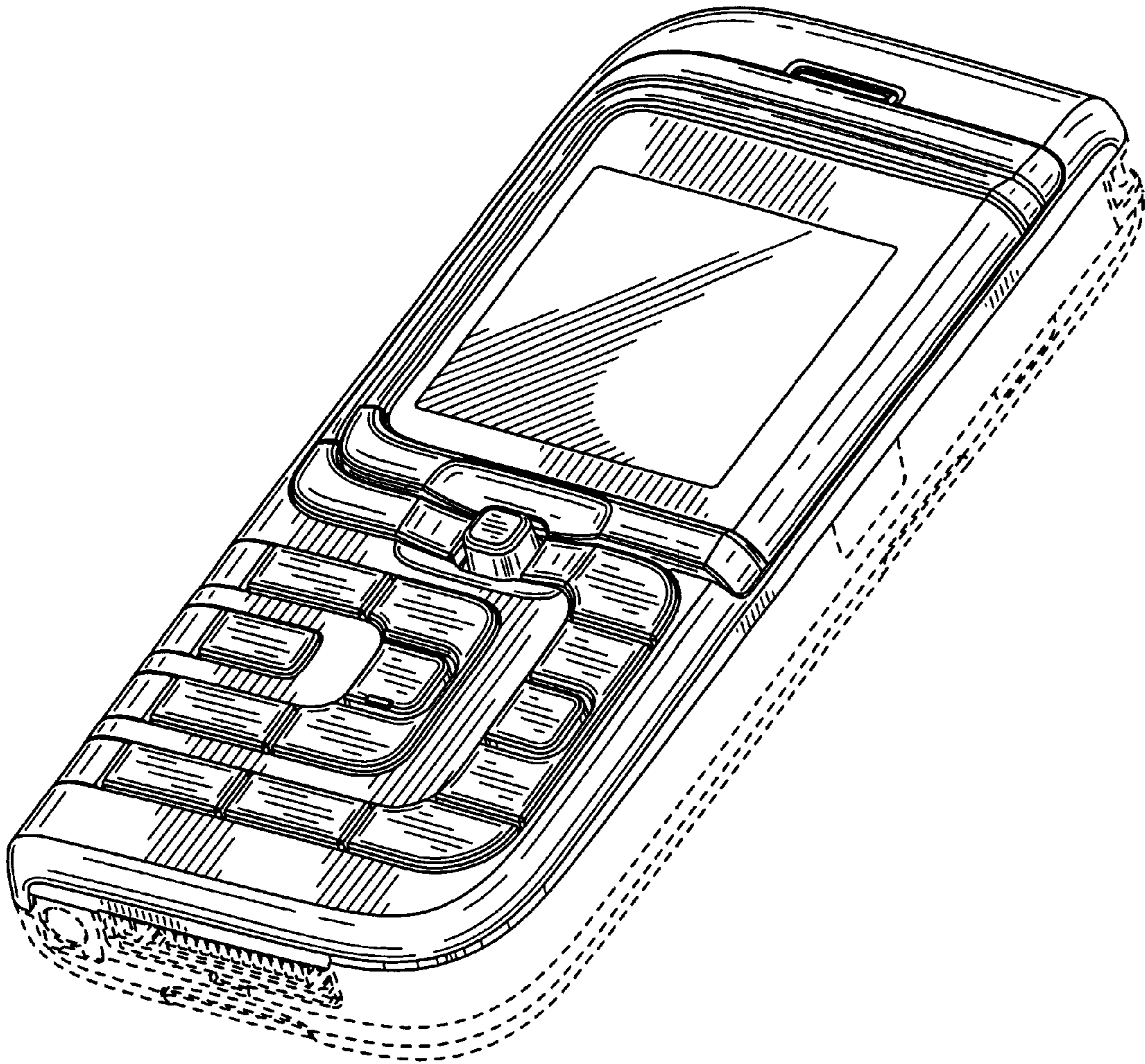


FIG. 14