



US00D524805S

(12) **United States Design Patent**  
**Kangasmaa et al.**

(10) **Patent No.:** **US D524,805 S**  
(45) **Date of Patent:** **\*\* Jul. 11, 2006**

(54) **BOTTOM SHELL PORTION OF A HANDSET**

WO DM/060792 \* 6/2002  
WO DM/062 301 1/2003  
WO DM/064 216 10/2003  
WO DM/064 218 10/2003  
WO DM/065507 \* 5/2004

(75) Inventors: **Heikki Kangasmaa**, Helsinki (FI); **Kati Björninen**, Helsinki (FI)

(73) Assignee: **Nokia Corporation**, Espoo (FI)

(\*\*) Term: **14 Years**

(21) Appl. No.: **29/205,177**

(22) Filed: **May 11, 2004**

(30) **Foreign Application Priority Data**

Nov. 11, 2003 (FI) ..... M20030265

(51) **LOC (8) Cl.** ..... **14-03**

(52) **U.S. Cl.** ..... **D14/248**

(58) **Field of Classification Search** ..... D14/137,  
D14/138, 147-148, 247-248, 144, 218, 341-347;  
379/433.01-433.13, 434; 455/575.1, 566,  
455/566.1; D21/517, 329, 331; 345/169

See application file for complete search history.

(56) **References Cited**

**U.S. PATENT DOCUMENTS**

D426,531 S \* 6/2000 Chikaraishi et al. .... D14/138  
D455,726 S \* 4/2002 Kolinen ..... D14/138  
D474,166 S \* 5/2003 Burns et al. .... D14/138  
D475,034 S \* 5/2003 Arbisi et al. .... D14/138  
D476,300 S \* 6/2003 Pottie et al. .... D14/138  
D476,634 S \* 7/2003 Lehtonen ..... D14/138

(Continued)

**FOREIGN PATENT DOCUMENTS**

EM 000030606-0001 10/2003  
EM 000030606-0002 10/2003  
EM 000030606-0003 10/2003  
EM 000030606-0004 10/2003  
EM 000030606-0005 10/2003  
EM 000119649-0001 4/2004  
EM 000119649-0002 4/2004  
EM 000119649-0003 4/2004  
EM 000119649-0004 4/2004  
WO DM/059 747 5/2002

**OTHER PUBLICATIONS**

<http://www.mobiletechnews.com>, Sporty Nokia 5140i,  
posted Apr. 26, 2005.\*

*Primary Examiner*—Jeffrey Asch

(74) *Attorney, Agent, or Firm*—Banner & Witcoff, Ltd.

(57) **CLAIM**

The ornamental design for a bottom shell portion of a handset, as shown and described.

**DESCRIPTION**

FIG. 1 is a bottom plan view of first a embodiment of a bottom shell portion of a handset showing my new design with a disclaimed remainder of a handset for illustrative purposes;

FIG. 2 is a right side view thereof;

FIG. 3 is a front view thereof;

FIG. 4 is a left side view thereof;

FIG. 5 is a rear view thereof;

FIG. 6 is a perspective front view thereof;

FIG. 7 is a perspective rear view thereof;

FIG. 8 is a bottom plan view of a second embodiment of a bottom shell portion of a handset showing my new design with illustrating a bottom shell of a handset in isolation;

FIG. 9 is a right side view thereof;

FIG. 10 is a front view thereof;

FIG. 11 is a left side view thereof;

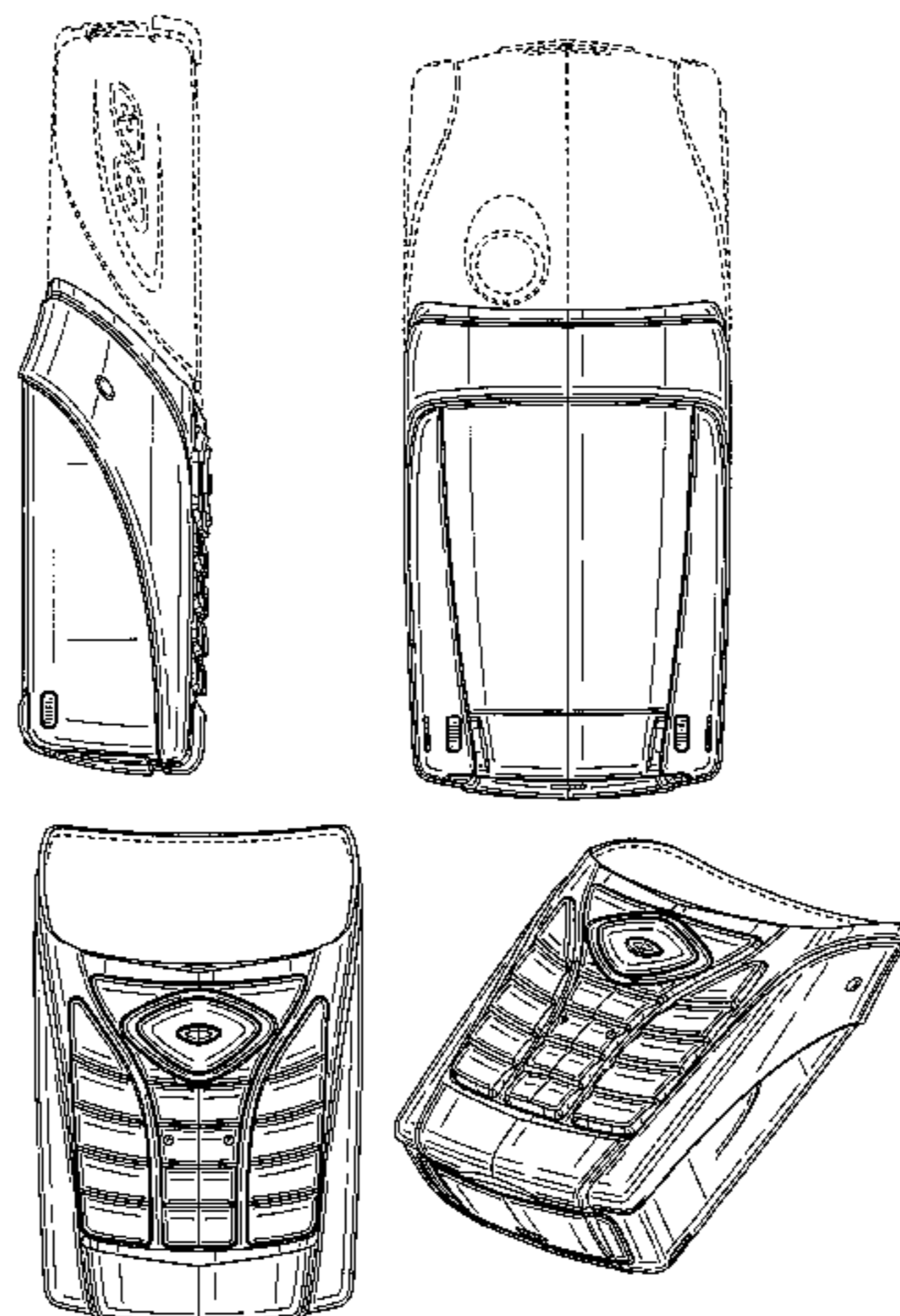
FIG. 12 is a rear view thereof;

FIG. 13 is a perspective front view thereof; and,

FIG. 14 is a perspective rear view thereof.

The broken line showing in the FIGS. 1-7 showing the remainder of the handset and the broken line illustrations in FIGS 8-a1 showing unshaded inside surfaces of the bottom shell of a handset is for illustrative purposes only and forms no part of the claimed design.

**1 Claim, 6 Drawing Sheets**



# US D524,805 S

Page 2

---

## U.S. PATENT DOCUMENTS

D478,581 S	*	8/2003	Lehtonen .....	D14/248	D498,752 S		11/2004	Kagami et al.	
D479,216 S	*	9/2003	Ho-Cheun et al. ....	D14/138	D500,749 S	*	1/2005	Kim .....	D14/138
D484,108 S	*	12/2003	Majanen .....	D14/138	D502,157 S	*	2/2005	Kim et al. ....	D14/138
D484,477 S	*	12/2003	Salmi .....	D14/138	D502,455 S	*	3/2005	Brandis et al. ....	D14/138
D485,247 S	*	1/2004	Wang et al. ....	D14/138	D502,933 S	*	3/2005	Munstermann .....	D14/138
D487,066 S	*	2/2004	Gartrell et al. ....	D14/138	D503,162 S	*	3/2005	Kagami et al. ....	D14/138
D491,544 S	*	6/2004	Kolinen .....	D14/138	D503,708 S	*	4/2005	Kolinen .....	D14/248
6,751,473 B1	*	6/2004	Goyal et al. ....	455/556.1	D504,879 S	*	5/2005	Moss .....	D14/138
D494,559 S	*	8/2004	Fuxen .....	D14/138	D505,934 S	*	6/2005	Gonser .....	D14/138
D494,561 S		8/2004	Kagami et al.		D506,191 S	*	6/2005	Majanen .....	D14/138
D494,949 S	*	8/2004	Arnholt et al. ....	D14/138	2002/0193136 A1	*	12/2002	Halkosaari et al. ....	455/550
D495,687 S		9/2004	Arbisi		2004/0180703 A1	*	9/2004	Kim et al. ....	455/575.1
D498,733 S	*	11/2004	Majanen .....	D14/138	2005/0054397 A1	*	3/2005	Kim et al. ....	455/575.4

\* cited by examiner

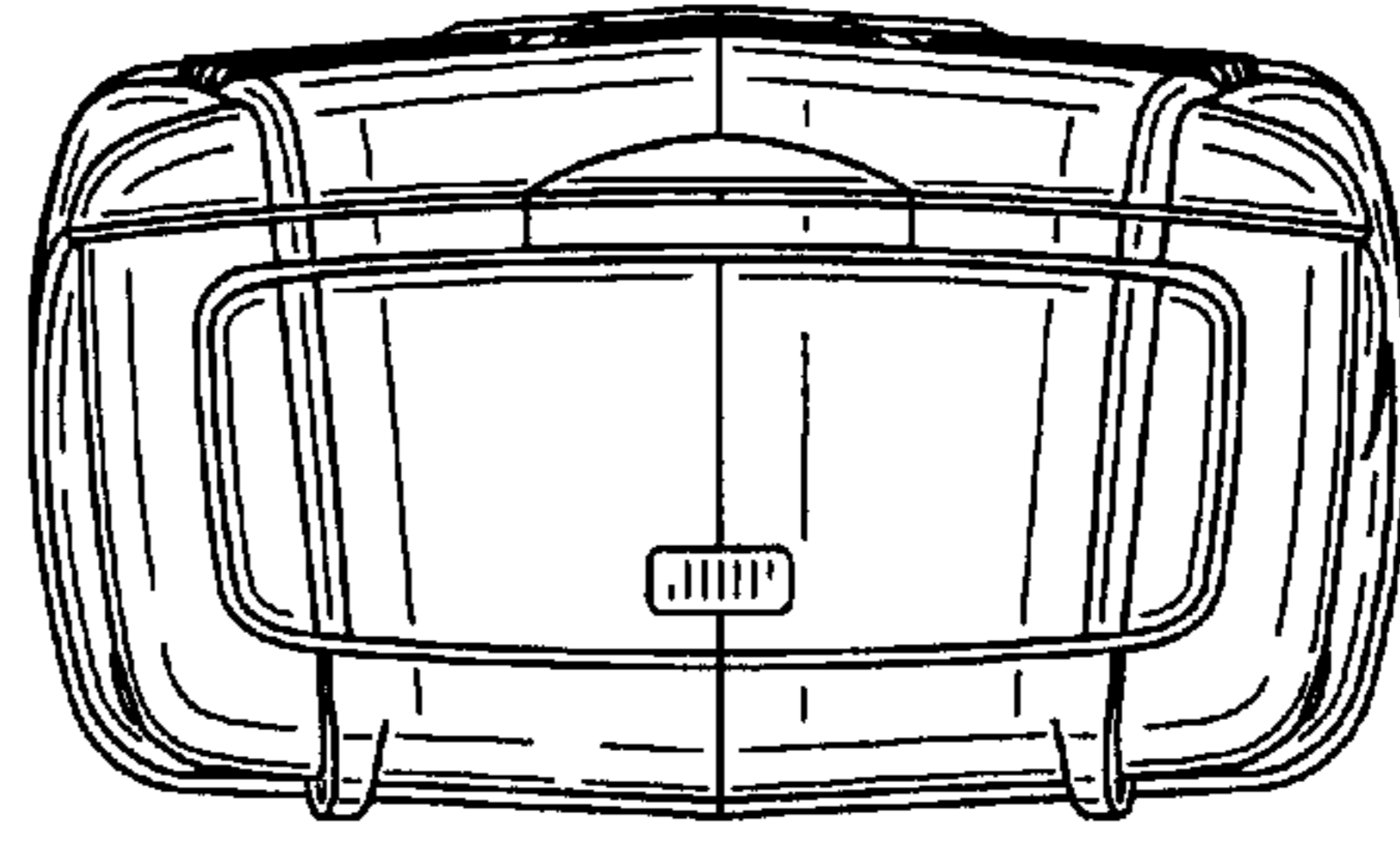


FIG. 1

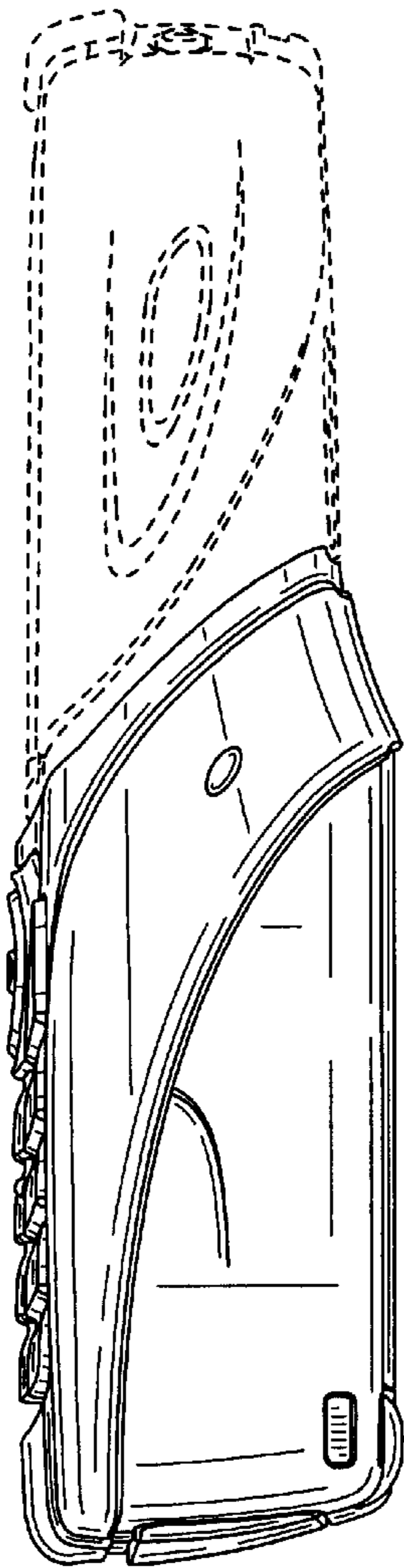


FIG. 2

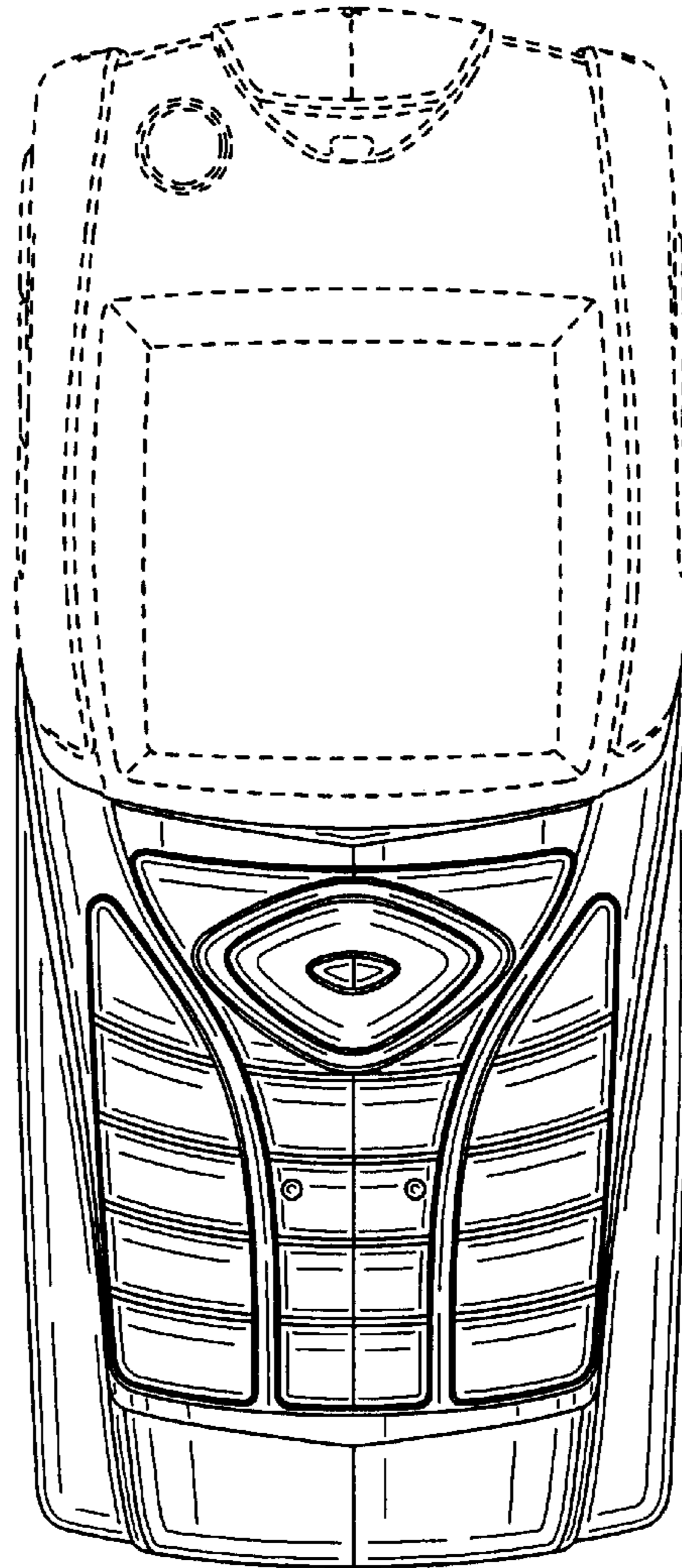


FIG. 3

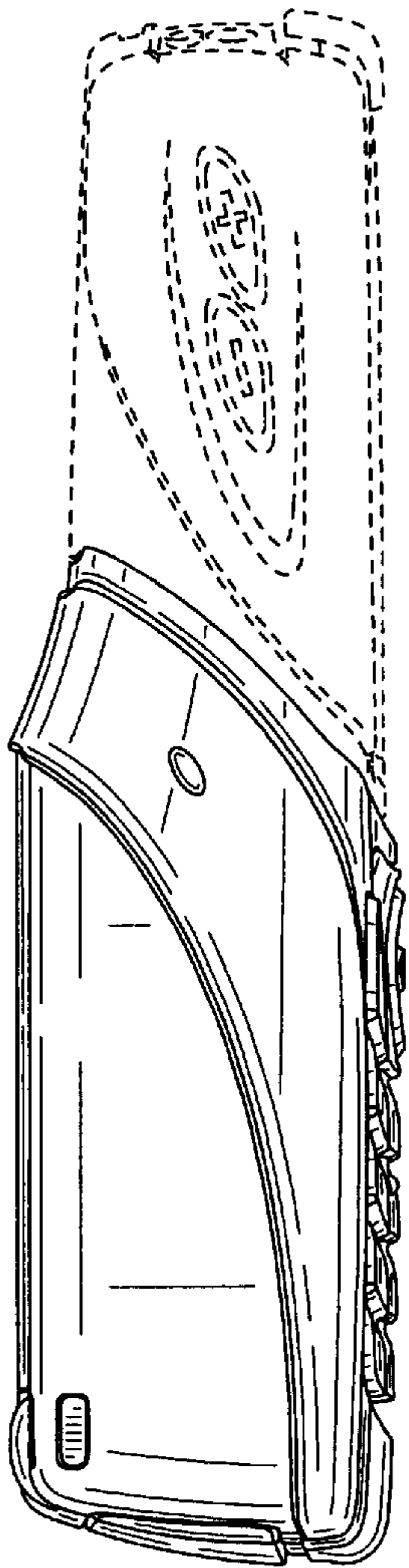


FIG. 4

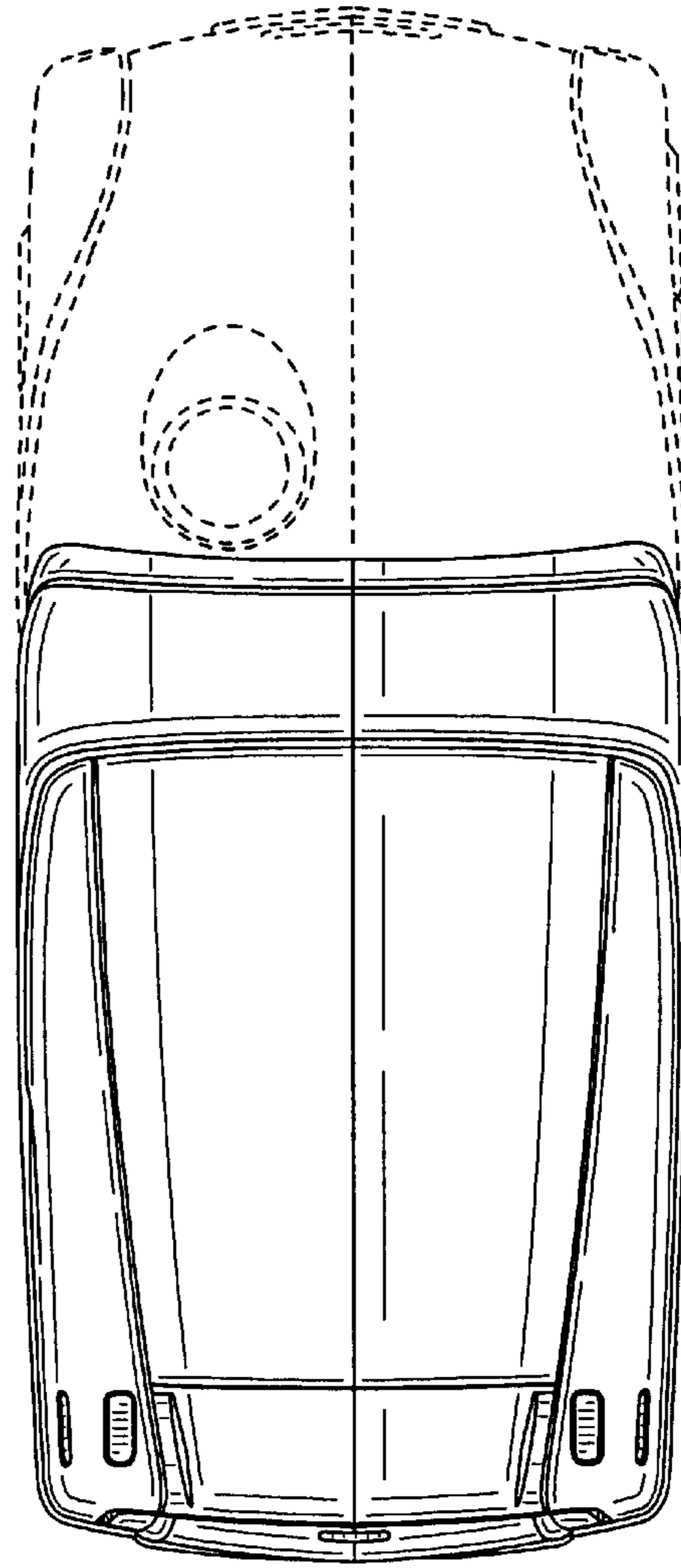


FIG. 5

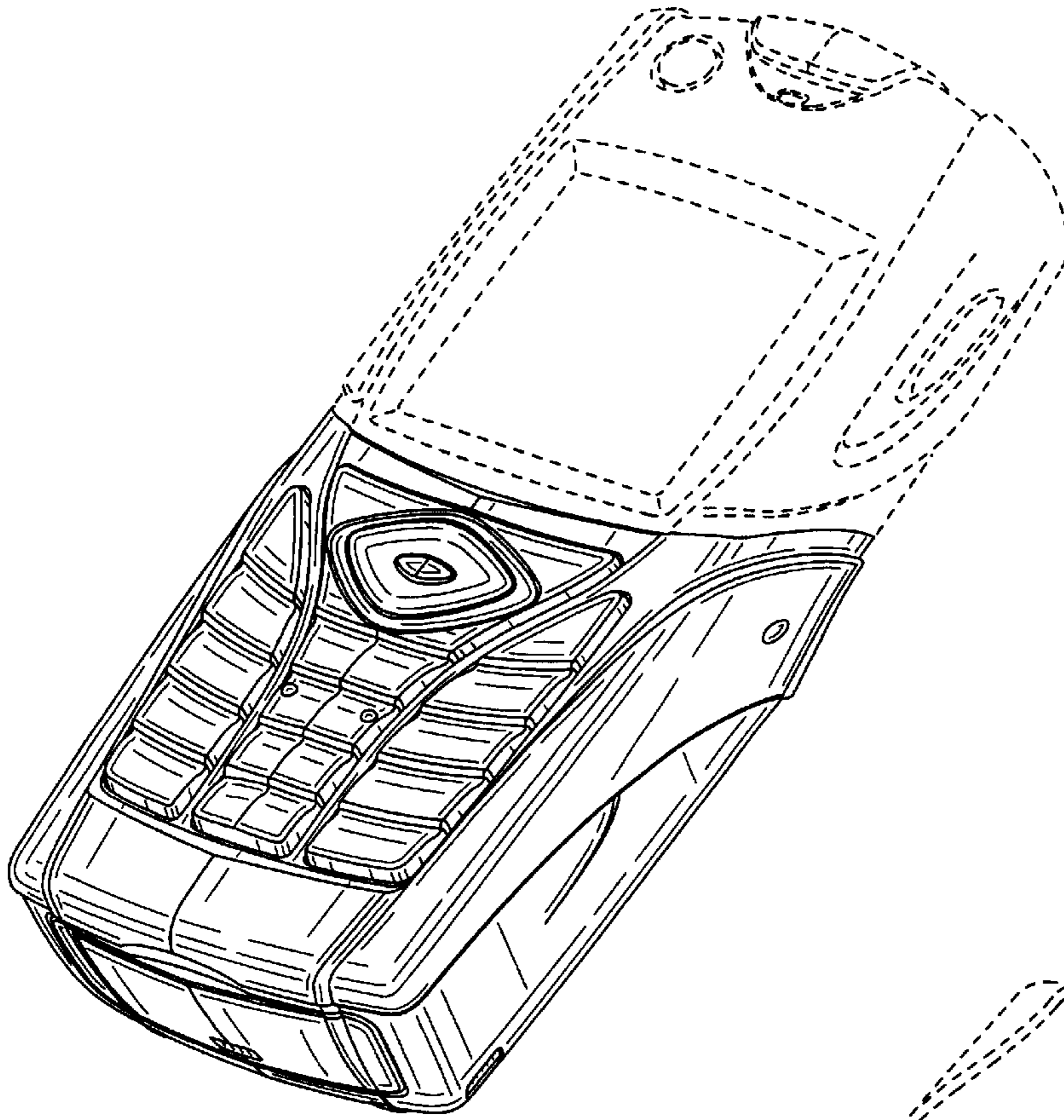


FIG. 6

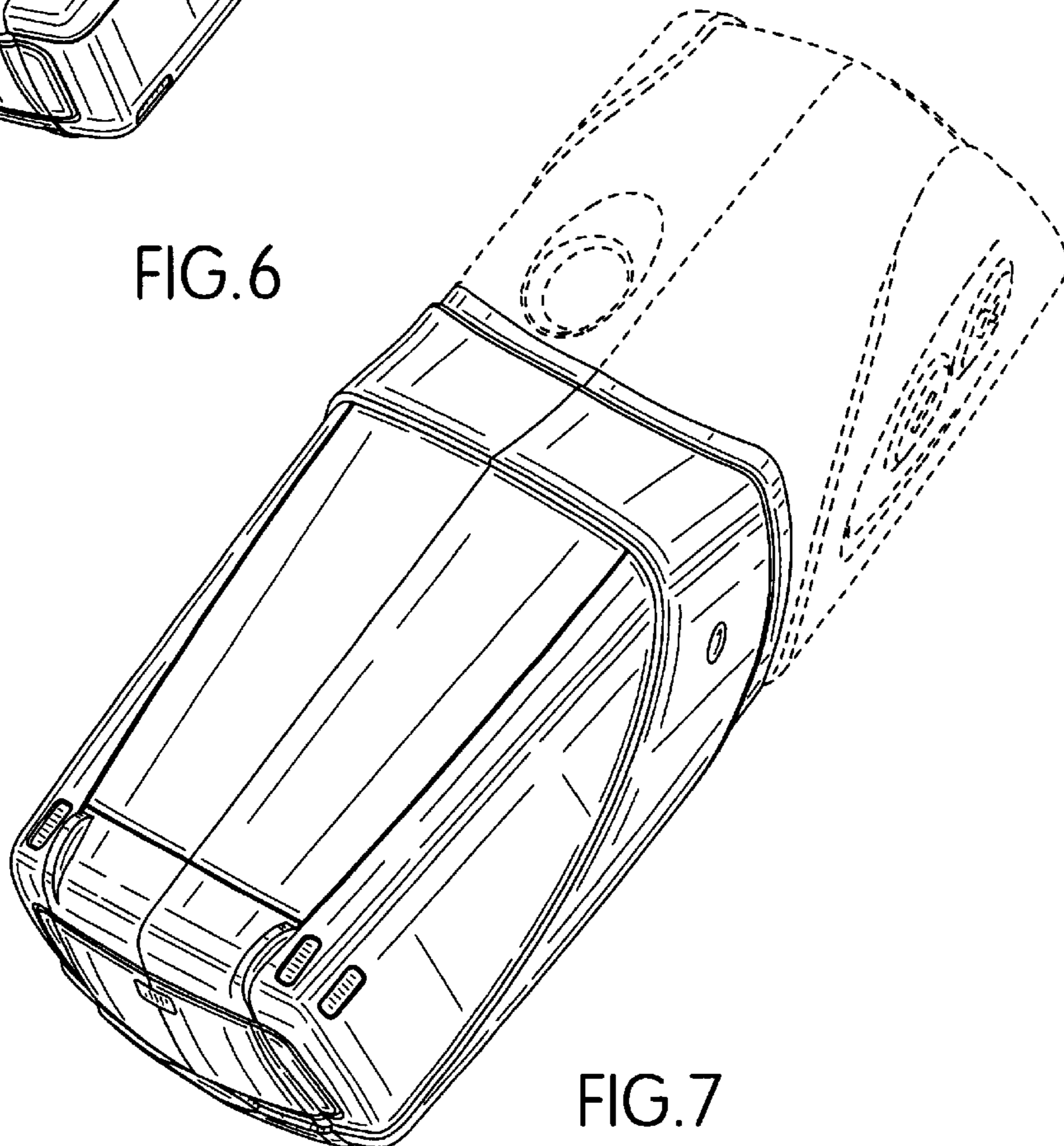


FIG. 7




FIG. 8




FIG. 9

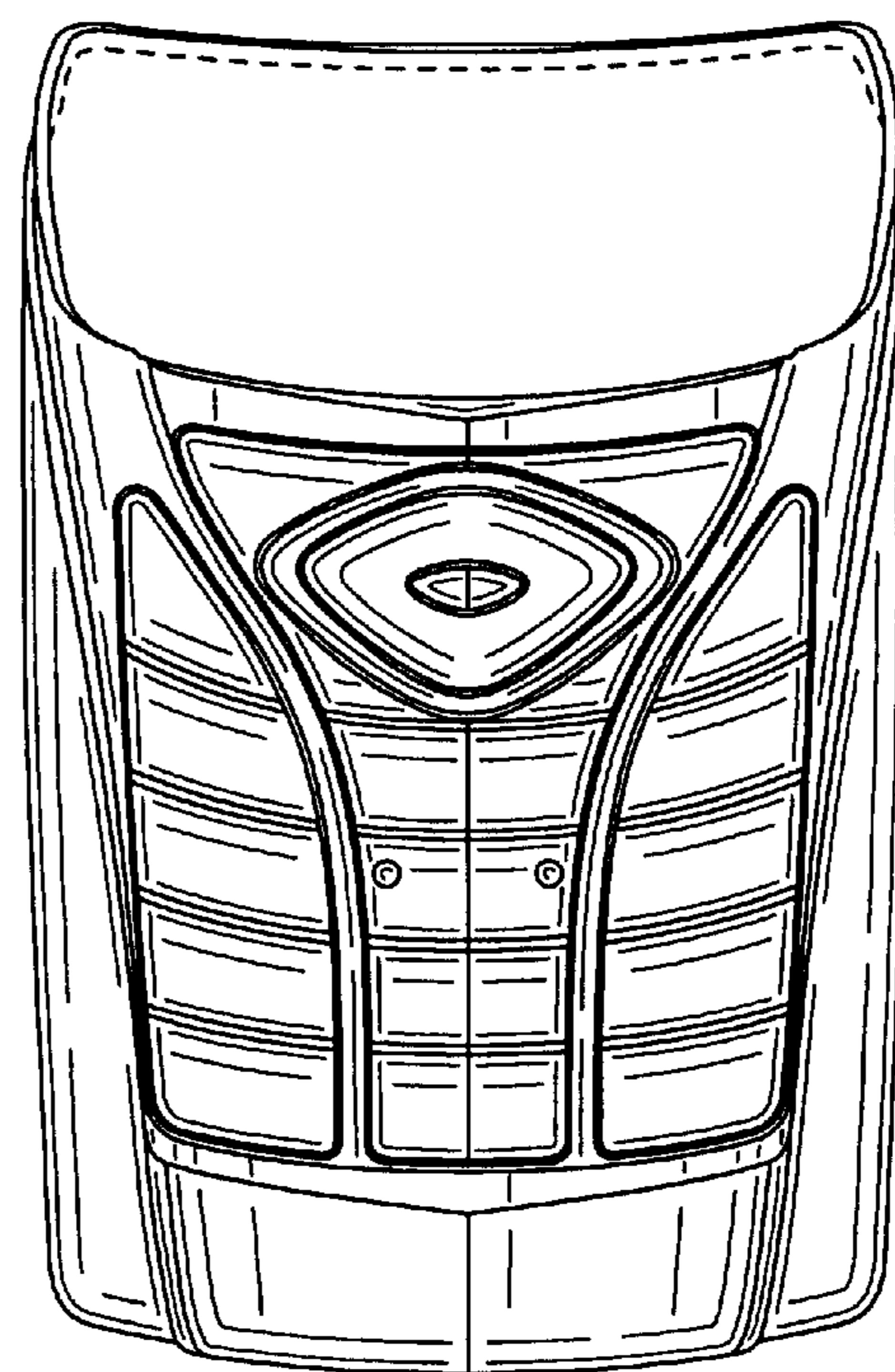


FIG. 10




FIG. 11




FIG. 12




FIG.13

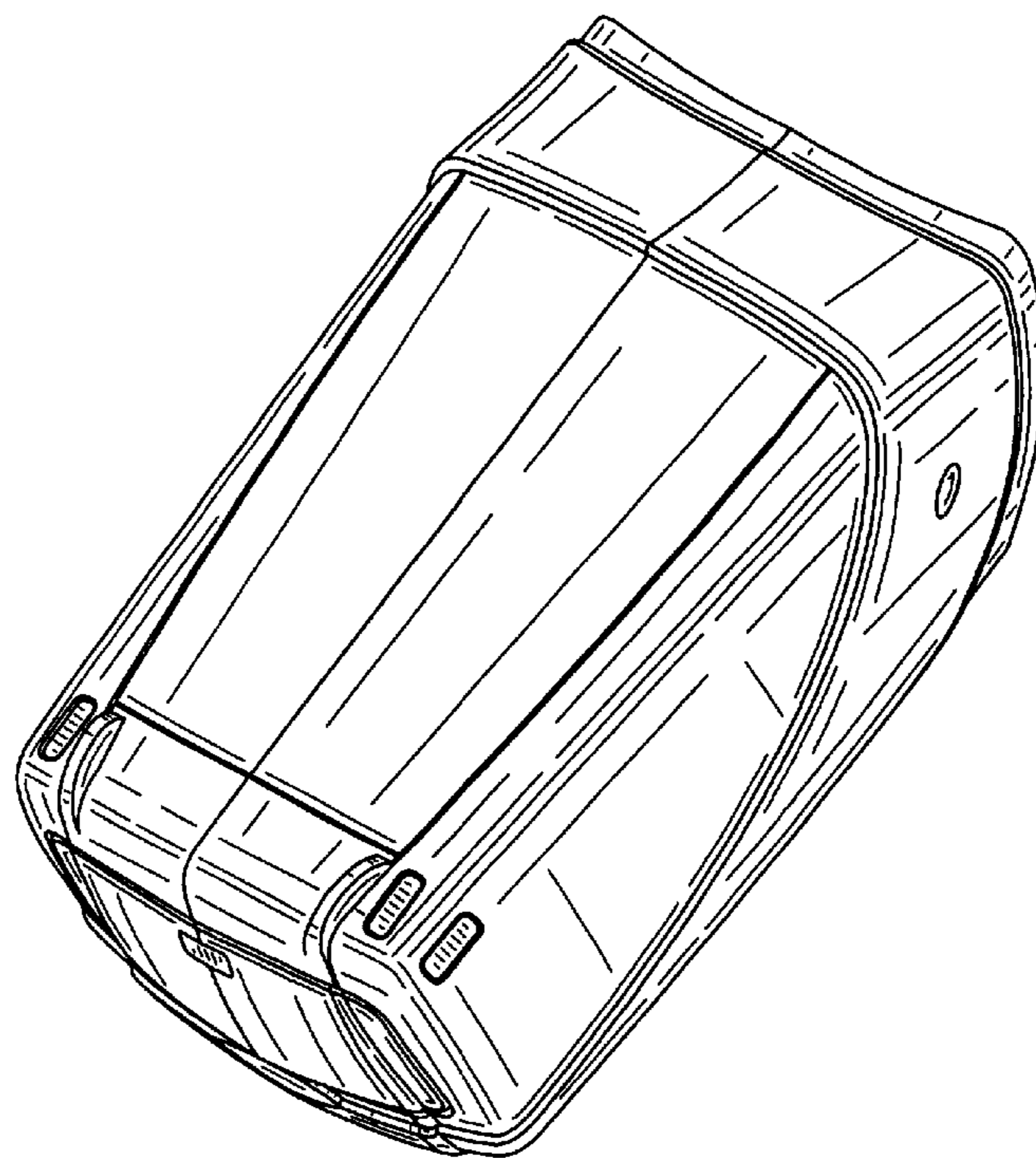


FIG.14