



US00D524804S

(12) **United States Design Patent**  
**Kangasmaa**

(10) **Patent No.:** **US D524,804 S**  
(45) **Date of Patent:** **\*\* Jul. 11, 2006**

(54) **BOTTOM SHELL PORTION OF A HANDSET**

(75) Inventor: **Heikki Kangasmaa**, Helsinki (FI)

(73) Assignee: **Nokia Corporation**, Espoo (FI)

(\*\*) Term: **14 Years**

(21) Appl. No.: **29/205,174**

(22) Filed: **May 11, 2004**

(30) **Foreign Application Priority Data**

Nov. 11, 2003 (FI) ..... M20030265

(51) **LOC (8) Cl.** ..... **14-03**

(52) **U.S. Cl.** ..... **D14/248**

(58) **Field of Classification Search** ..... D14/137,  
D14/138, 147-148, 247-248, 144, 218, 341-347;  
379/433.01-433.13, 434; 455/575.1, 566,  
455/556.1; D21/517, 329, 331; 345/169  
See application file for complete search history.

(56) **References Cited**

**U.S. PATENT DOCUMENTS**

D426,531 S	*	6/2000	Chikaraishi et al. ....	D14/138
D455,726 S	*	4/2002	Kolinen .....	D14/138
D474,166 S	*	5/2003	Burns et al. ....	D14/138
D475,034 S	*	5/2003	Arbisi et al. ....	D14/138
D476,300 S	*	6/2003	Pottie et al. ....	D14/138
D476,634 S	*	7/2003	Lehtonen .....	D14/138
D478,581 S	*	8/2003	Lehtonen .....	D14/248
D479,216 S	*	9/2003	Ho-Cheun et al. ....	D14/138

(Continued)

**FOREIGN PATENT DOCUMENTS**

EM	000030606-0001	10/2003
EM	000030606-0002	10/2003
EM	000030606-0003	10/2003
EM	000030606-0004	10/2003
EM	000030606-0005	10/2003
EM	000119649-0001	4/2004
EM	000119649-0002	4/2004
EM	000119649-0003	4/2004
EM	000119649-0004	4/2004

WO	DM/059 747	5/2002
WO	DM/060792	* 6/2002
WO	DM/062 301	1/2003
WO	DM/064 216	10/2003
WO	DM/064 218	10/2003
WO	DM/065507	* 5/2004

**OTHER PUBLICATIONS**

<http://www.mobiletechnews.com>, Sporty Nokia 5140i, posted Apr. 26, 2005.\*

*Primary Examiner*—Jeffrey Asch

(74) *Attorney, Agent, or Firm*—Banner & Witcoff, Ltd.

(57) **CLAIM**

The ornamental design for a bottom shell portion of a handset, as shown and described.

**DESCRIPTION**

FIG. 1 is a bottom plan view of a first embodiment of a bottom shell portion of a handset showing my new design with a disclaimed remainder of a handset for illustrative purposes;

FIG. 2 is a right side view thereof;

FIG. 3 is a front view thereof;

FIG. 4 is a left side view thereof;

FIG. 5 is a rear view thereof;

FIG. 6 is a perspective front view thereof;

FIG. 7 is a perspective rear view thereof;

FIG. 8 is a bottom plan view of a second embodiment of a bottom shell portion of a handset showing my new design with illustrating a bottom shell of a handset in isolation;

FIG. 9 is a right side view thereof;

FIG. 10 is a front view thereof;

FIG. 11 is a left side view thereof;

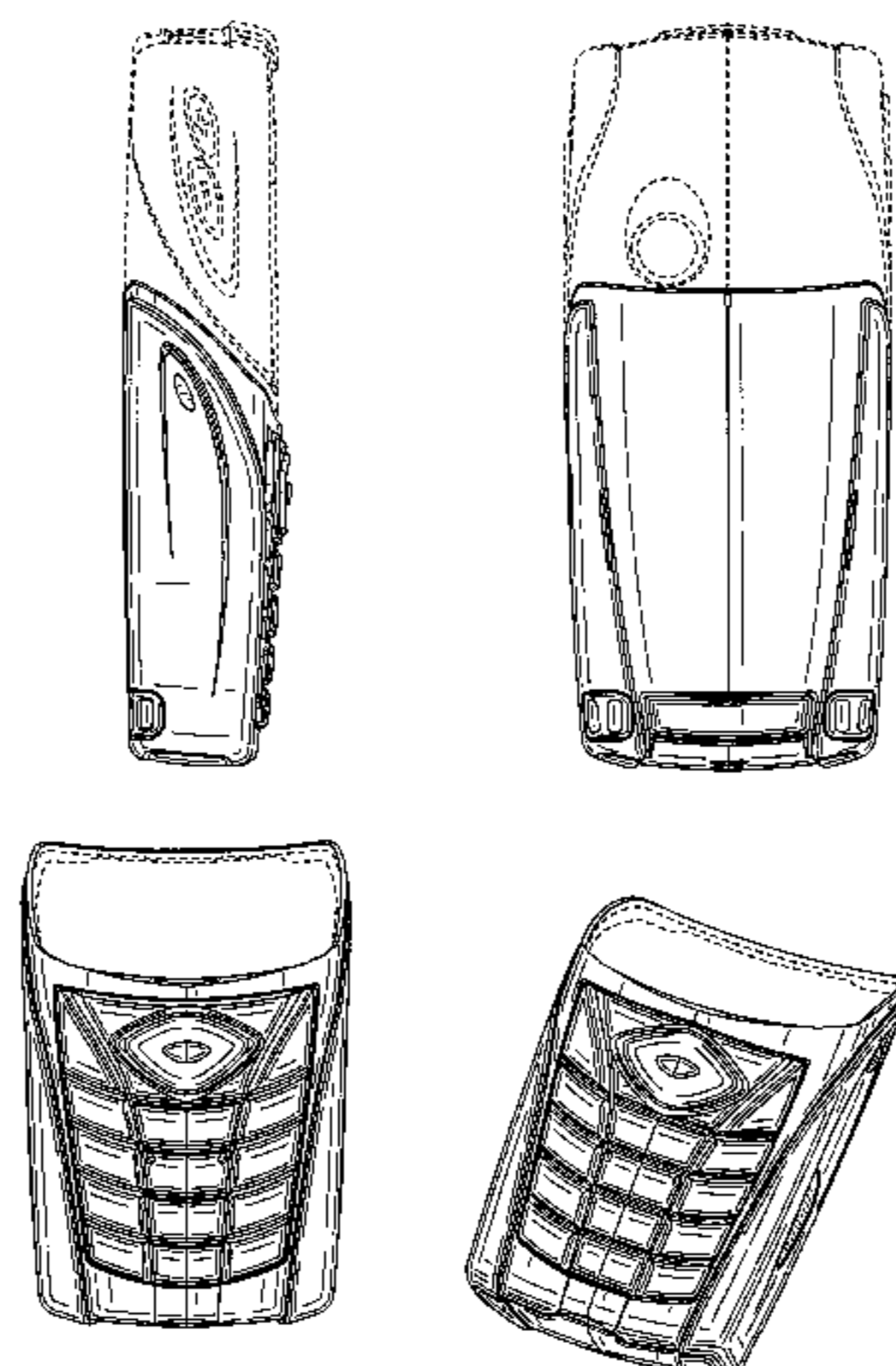
FIG. 12 is a rear view thereof;

FIG. 13 is a perspective front view thereof; and,

FIG. 14 is a perspective rear view thereof.

The broken line shown in the FIGS. 1-7 showing the remainder of the handset and the broken line illustrations in FIGS. 8-14 showing unshaded inside surfaces of the bottom shell of a handset is for illustrative purposes only and forms no part of the claimed design.

**1 Claim, 5 Drawing Sheets**



# US D524,804 S

Page 2

---

## U.S. PATENT DOCUMENTS

D484,108 S	*	12/2003	Majanen	.....	D14/138
D484,477 S	*	12/2003	Salmi	.....	D14/138
D485,247 S	*	1/2004	Wang et al.	.....	D14/138
D487,066 S	*	2/2004	Gartrell et al.	.....	D14/138
D491,544 S	*	6/2004	Kolinen	.....	D14/138
6,751,473 B1	*	6/2004	Goyal et al.	.....	455/556.1
D494,559 S	*	8/2004	Fuxen	.....	D14/138
D494,561 S		8/2004	Kagami et al.		
D494,949 S	*	8/2004	Arnholt et al.	.....	D14/138
D495,687 S		9/2004	Arbisi		
D498,733 S	*	11/2004	Majanen	.....	D14/138
D498,752 S		11/2004	Kagami et al.		
D500,749 S	*	1/2005	Kim	.....	D14/138
D502,157 S	*	2/2005	Kim et al.	.....	D14/138
D502,455 S	*	3/2005	Brandis et al.	.....	D14/138
D502,933 S	*	3/2005	Munstermann	.....	D14/138
D503,162 S	*	3/2005	Kagami et al.	.....	D14/138
D503,708 S	*	4/2005	Kolinen	.....	D14/248
D504,879 S	*	5/2005	Moss	.....	D14/138
D505,934 S	*	6/2005	Gonser	.....	D14/138
D506,191 S	*	6/2005	Majanen	.....	D14/138
2002/0193136 A1	*	12/2002	Halkosaari et al.	.....	455/550
2004/0180703 A1	*	9/2004	Kim et al.	.....	455/575.1
2005/0054397 A1	*	3/2005	Kim et al.	.....	455/575.4

\* cited by examiner




FIG. 1

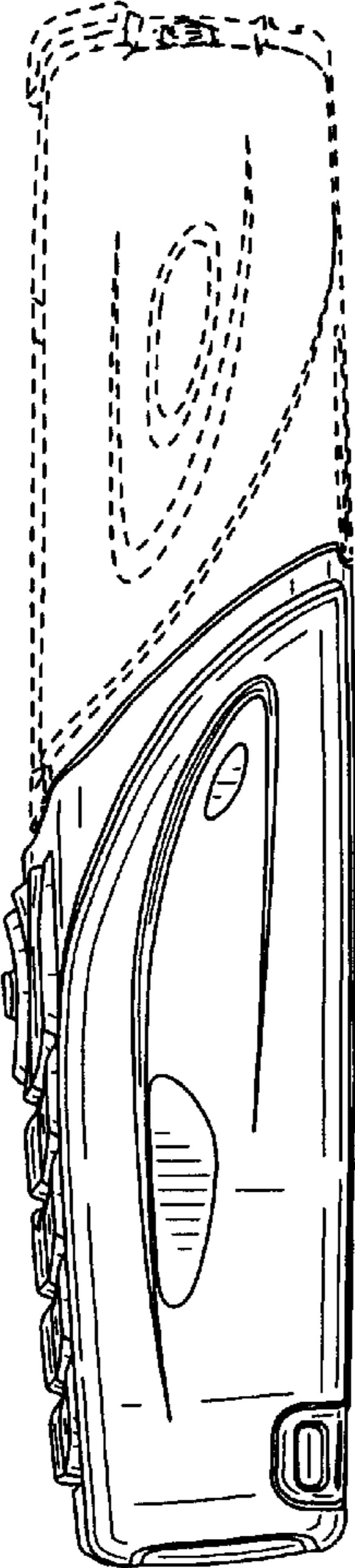


FIG. 2

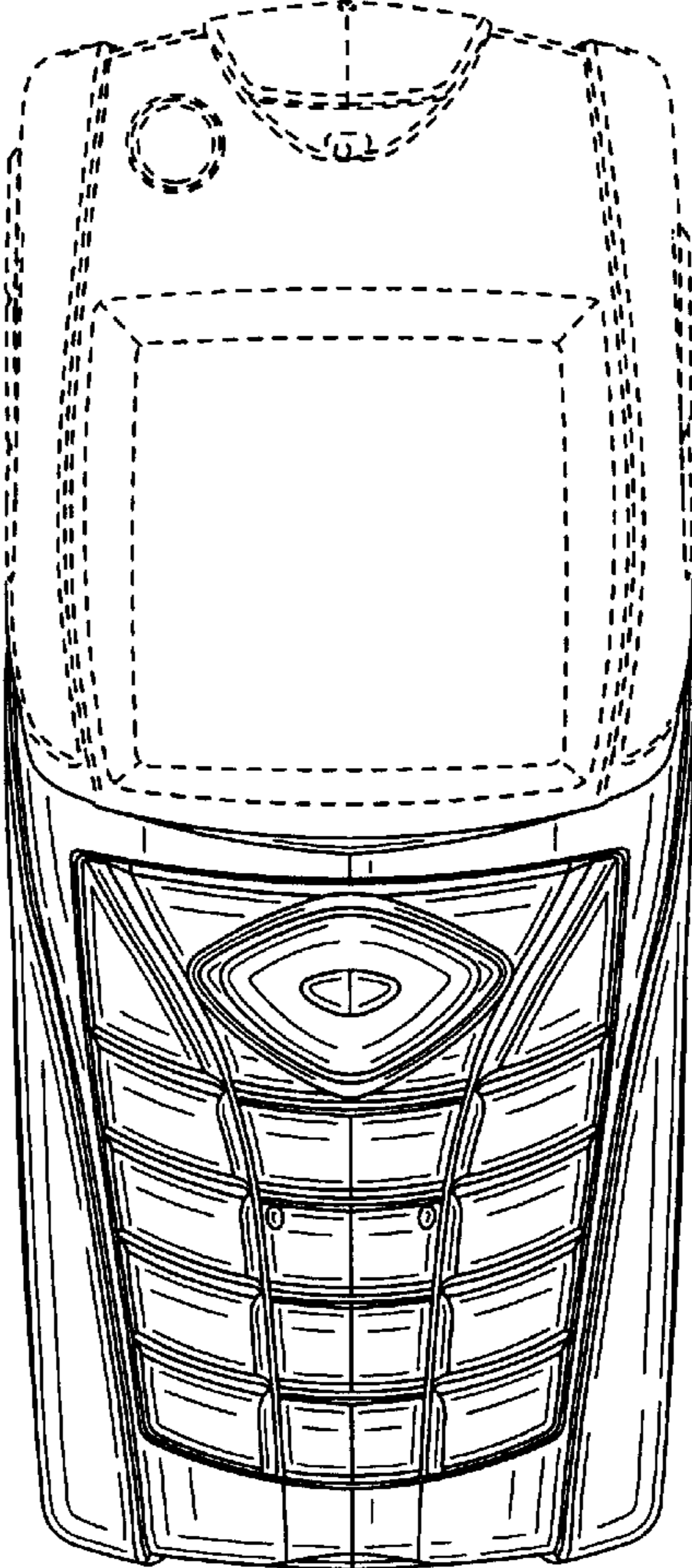


FIG. 3

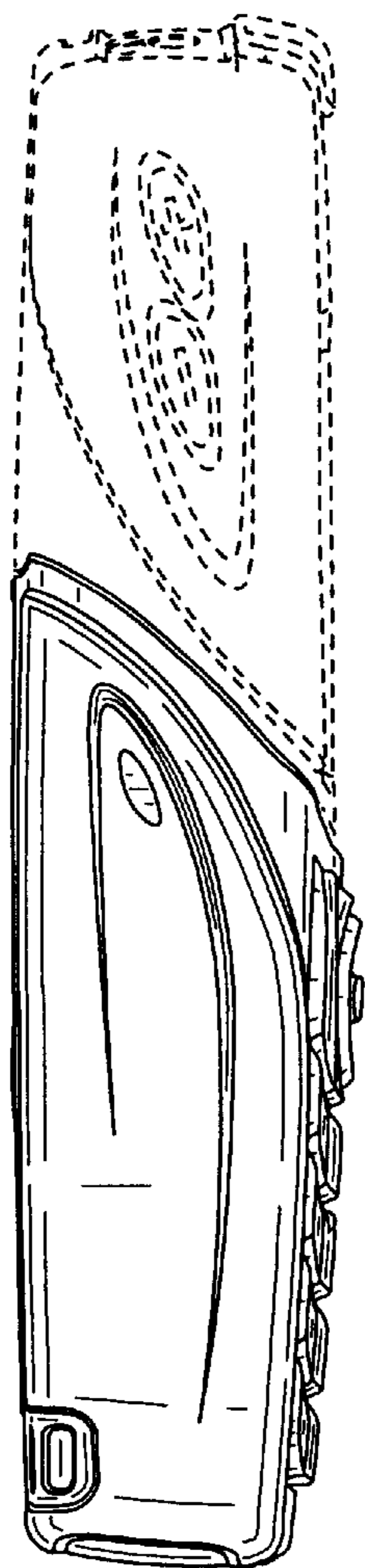


FIG. 4

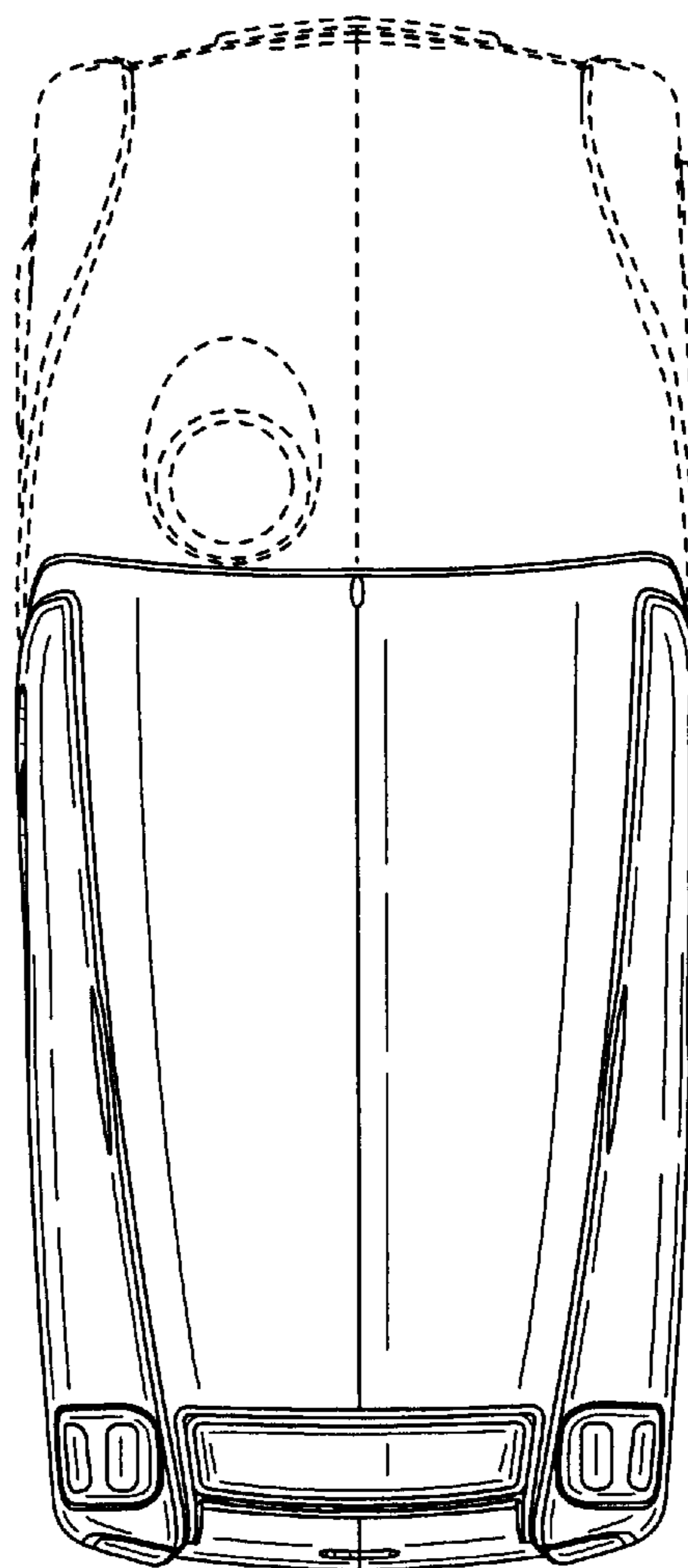


FIG. 5

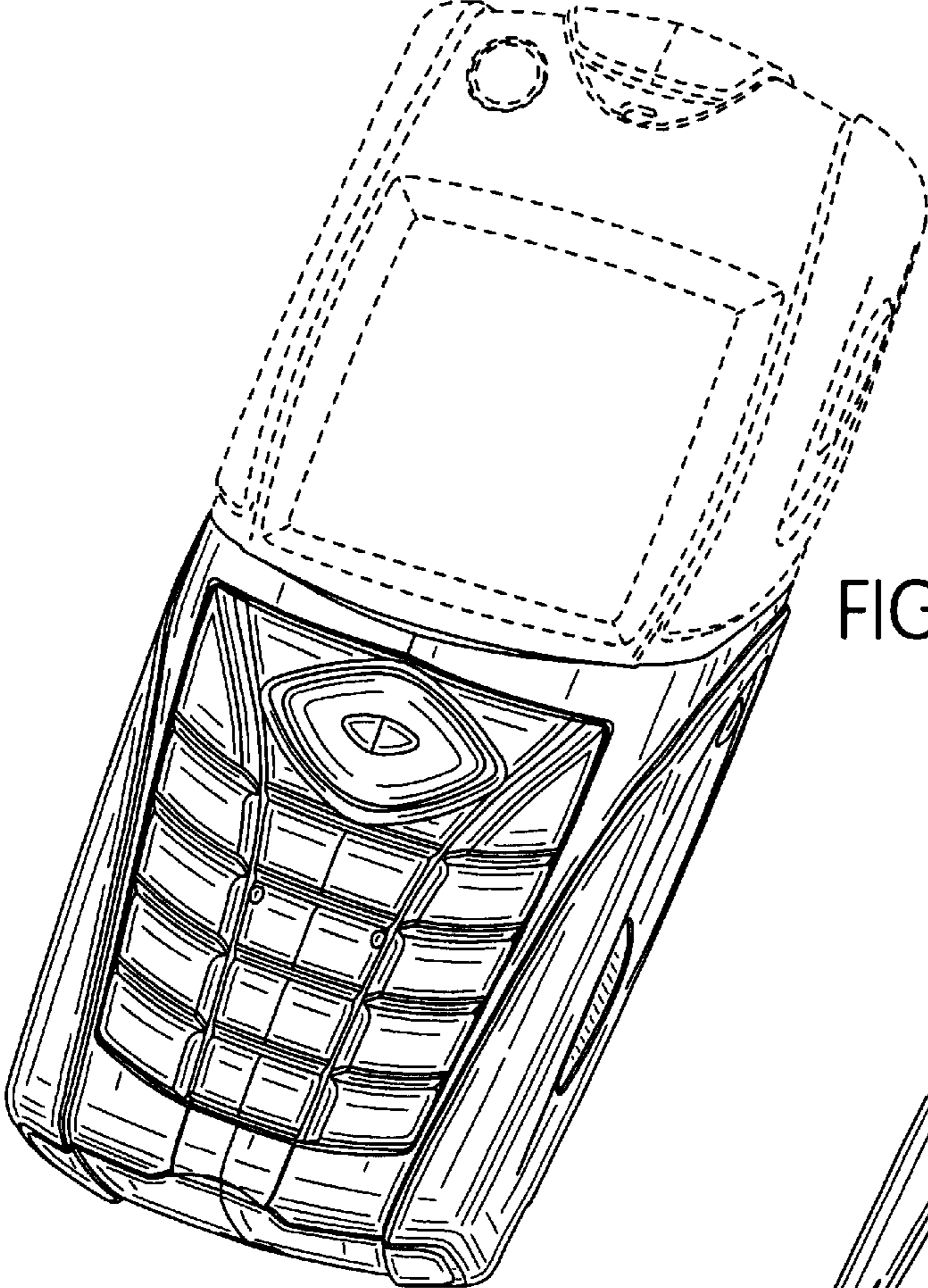


FIG. 6

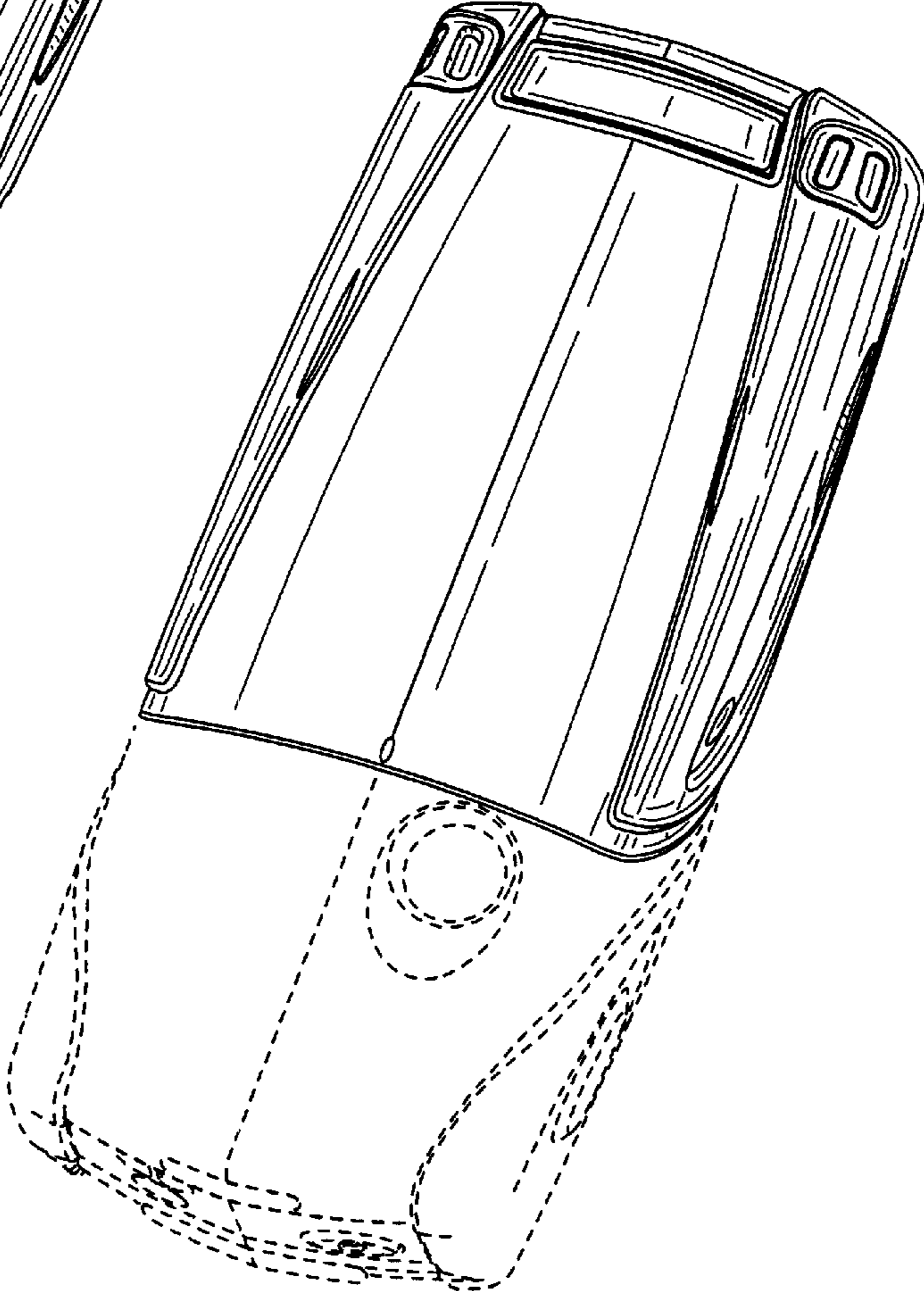


FIG. 7




FIG. 8

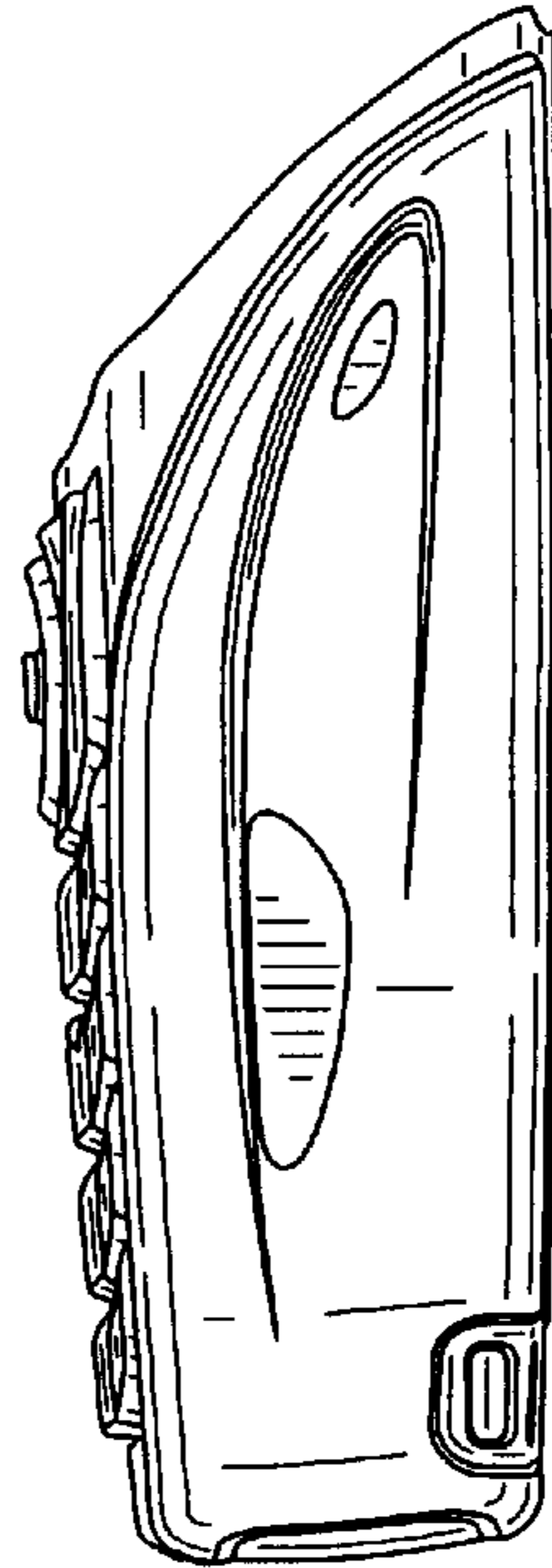


FIG. 9

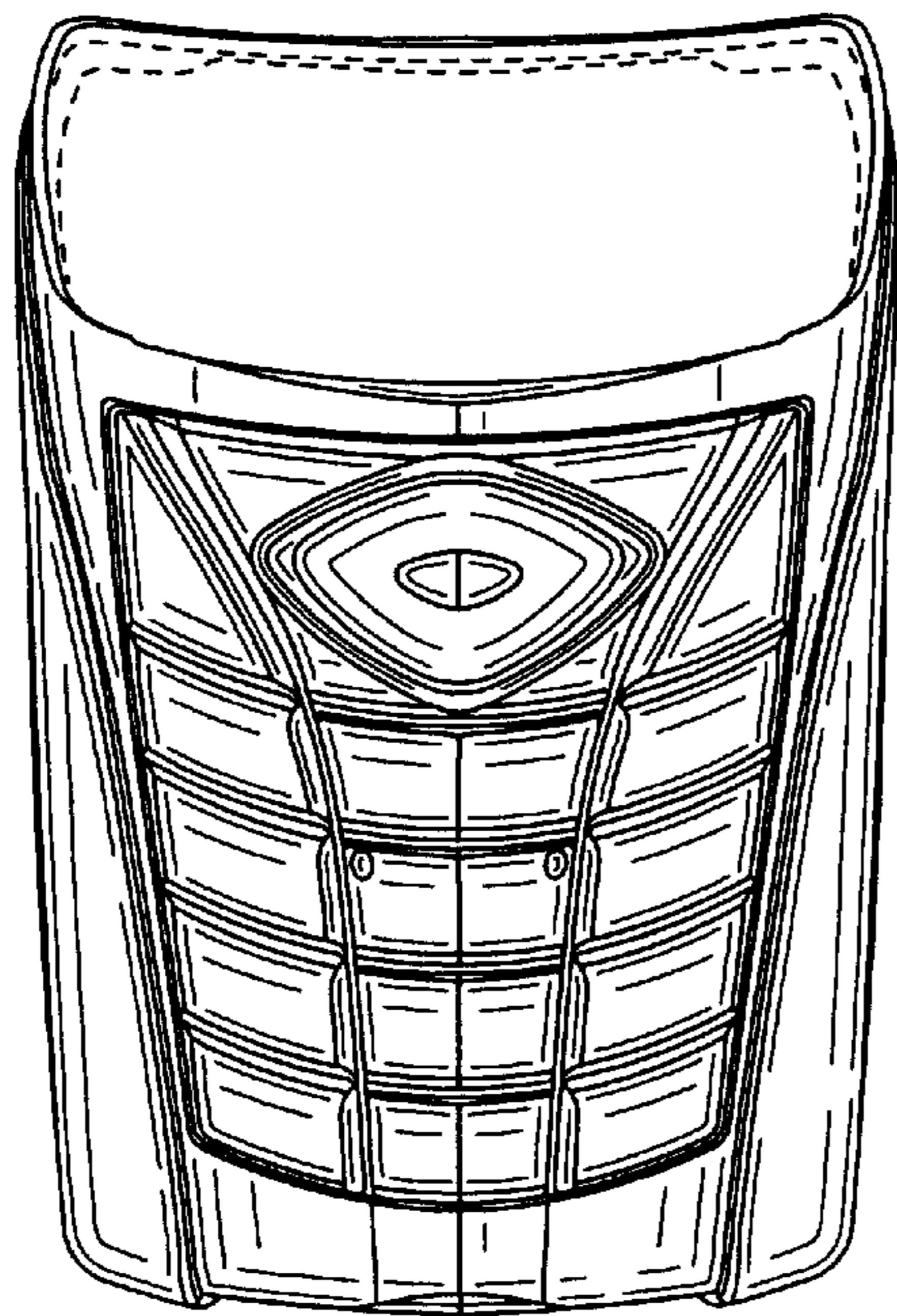


FIG. 10



FIG. 11

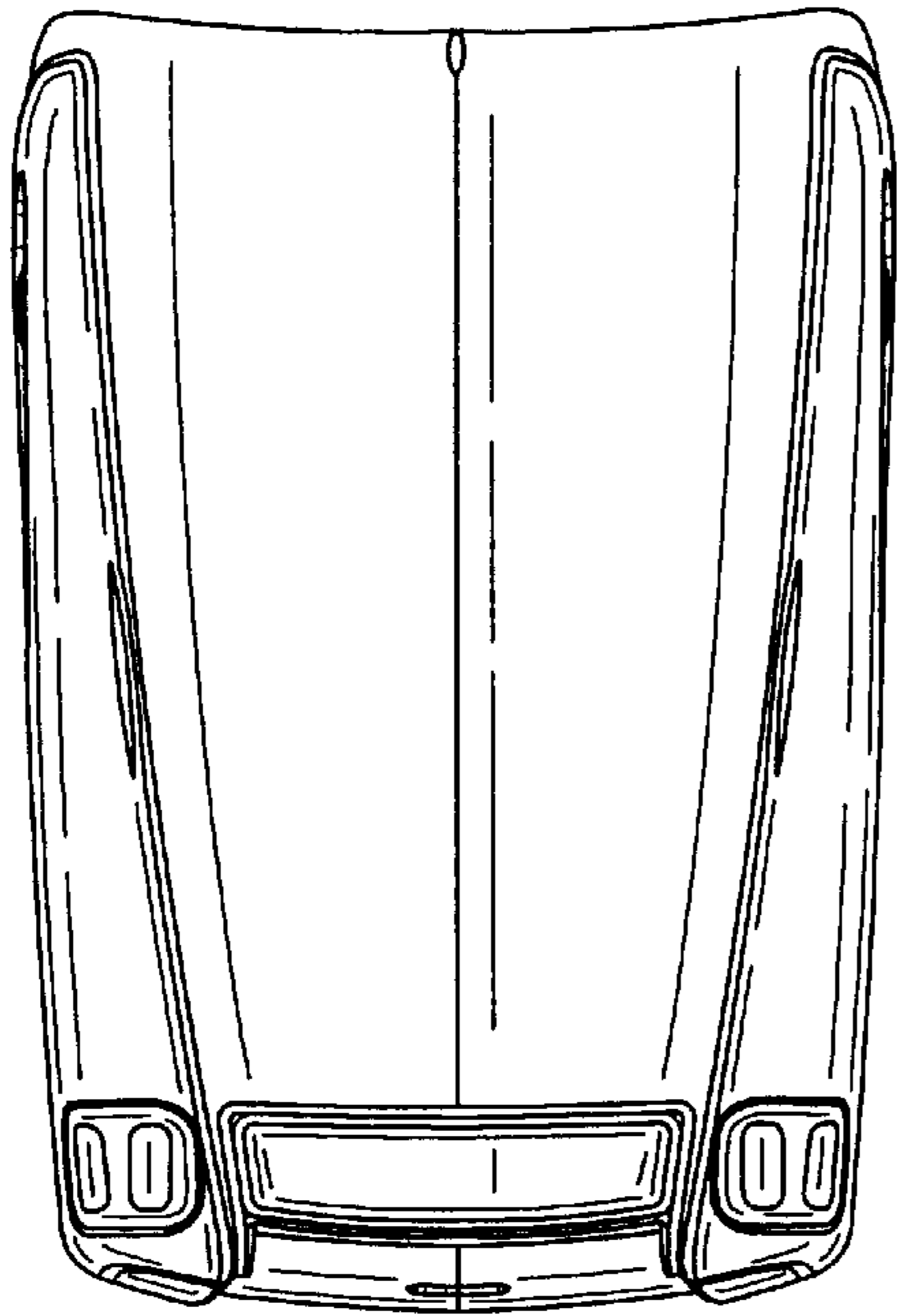


FIG. 12




FIG. 13

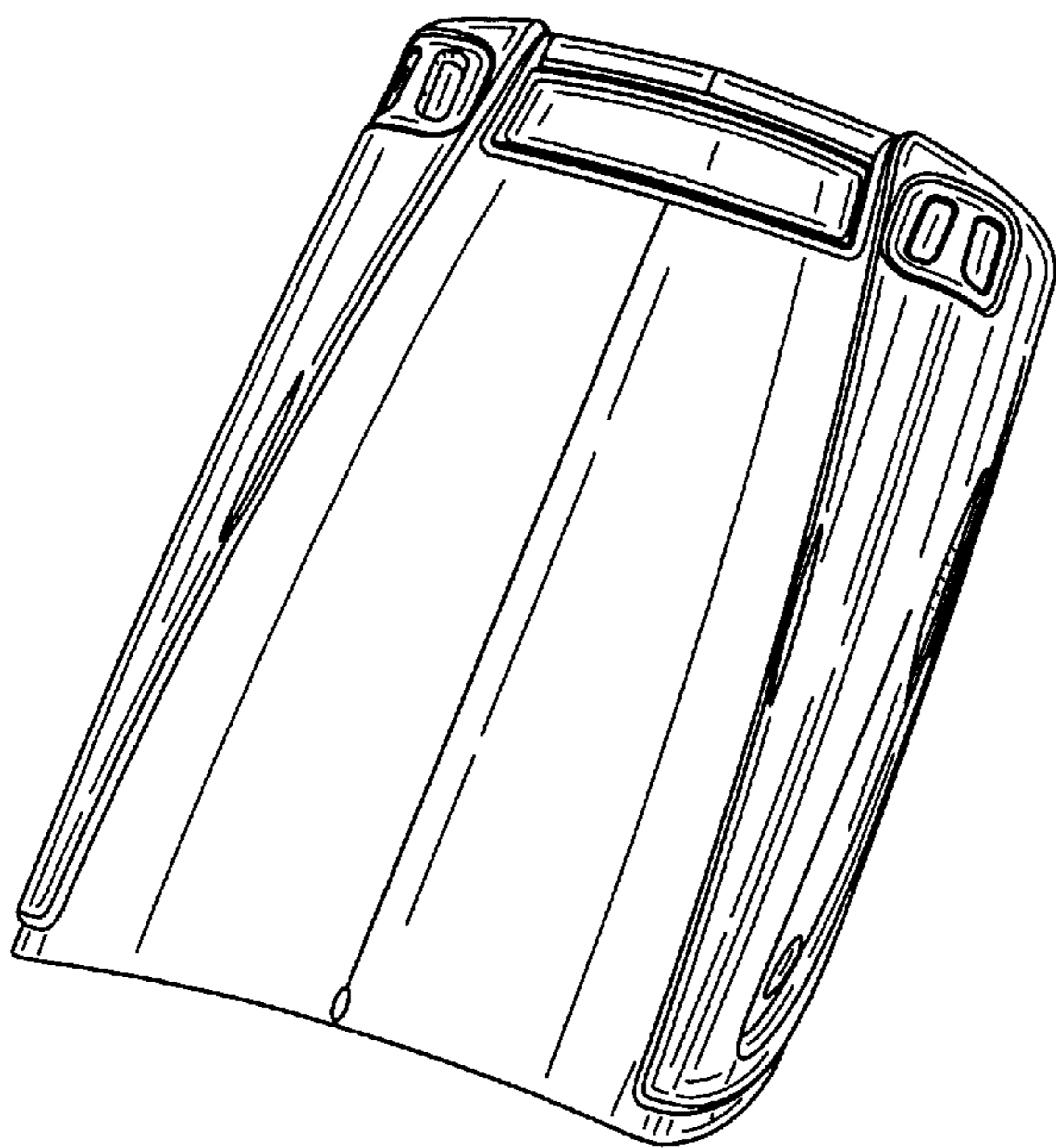


FIG. 14