



US00D524798S

(12) **United States Design Patent**  
**Koizumi**

(10) **Patent No.:** **US D524,798 S**

(45) **Date of Patent:** **\*\* Jul. 11, 2006**

(54) **SPEAKER**

(75) Inventor: **Shiki Koizumi**, Tokyo (JP)

(73) Assignee: **Sony Corporation**, Tokyo (JP)

(\*\*) Term: **14 Years**

(21) Appl. No.: **29/217,014**

(22) Filed: **Nov. 12, 2004**

(51) **LOC (8) Cl.** ..... **14-01**

(52) **U.S. Cl.** ..... **D14/215**

(58) **Field of Classification Search** ..... D14/204,  
D14/207, 209-216, 356; 181/143-144, 147-148,  
181/150, 157, 198-199, 151, 153; 381/300-302,  
381/306, 333, 345, 361-364, 386-388, 332,  
381/336

See application file for complete search history.

(56) **References Cited**

**U.S. PATENT DOCUMENTS**

D324,389 S	*	3/1992	Kamata	.....	D14/215
5,546,468 A	*	8/1996	Beard	.....	381/86
D483,349 S		12/2003	Murakami		
D485,256 S	*	1/2004	Allen	.....	D14/215
D491,167 S		6/2004	Yokoyama		

**OTHER PUBLICATIONS**

Web page "Personal Travel Speakers SRS-T100PC" [http://www.sonystyle.com/is-bin/INTERSHOP.enfinity/eCS/Store/en/-/USD/SY\\_DisplayProductsInformation-Start?ProductSKU=SRST100P](http://www.sonystyle.com/is-bin/INTERSHOP.enfinity/eCS/Store/en/-/USD/SY_DisplayProductsInformation-Start?ProductSKU=SRST100P) . . . , 1 sheet, Sony (Aug. 2004).  
Web page "Compact Portable Speaker SRS-T33BLUE" [http://www.sonystyle.com/is-bin/INTERSHOP.enfinity/eCS/Store/en/-/USD/SY\\_DisplayProductInformation-Start:sid=PU8As-hFHFgAzklr5](http://www.sonystyle.com/is-bin/INTERSHOP.enfinity/eCS/Store/en/-/USD/SY_DisplayProductInformation-Start:sid=PU8As-hFHFgAzklr5) . . . , 1 sheet, Sony (Aug. 2004).

\* cited by examiner

*Primary Examiner*—Nanda Bondade

(74) *Attorney, Agent, or Firm*—Rader, Fishman & Grauer PLLC

(57) **CLAIM**

The ornamental design for a speaker, as shown.

**DESCRIPTION**

FIG. 1 is a perspective view of a speaker showing my new design;

FIG. 2 is a front elevational view thereof;

FIG. 3 is a rear elevational view thereof;

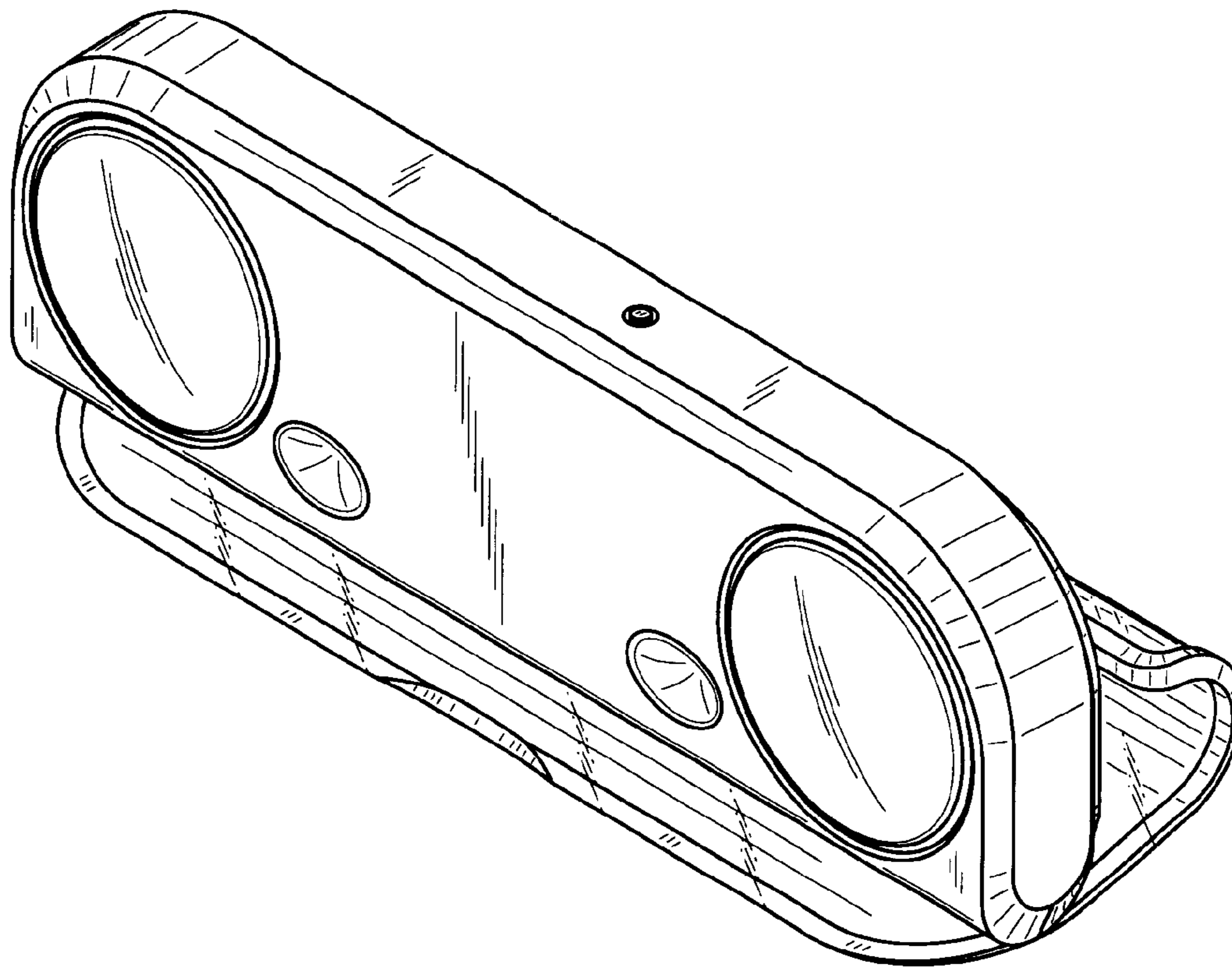
FIG. 4 is a left side elevational view thereof;

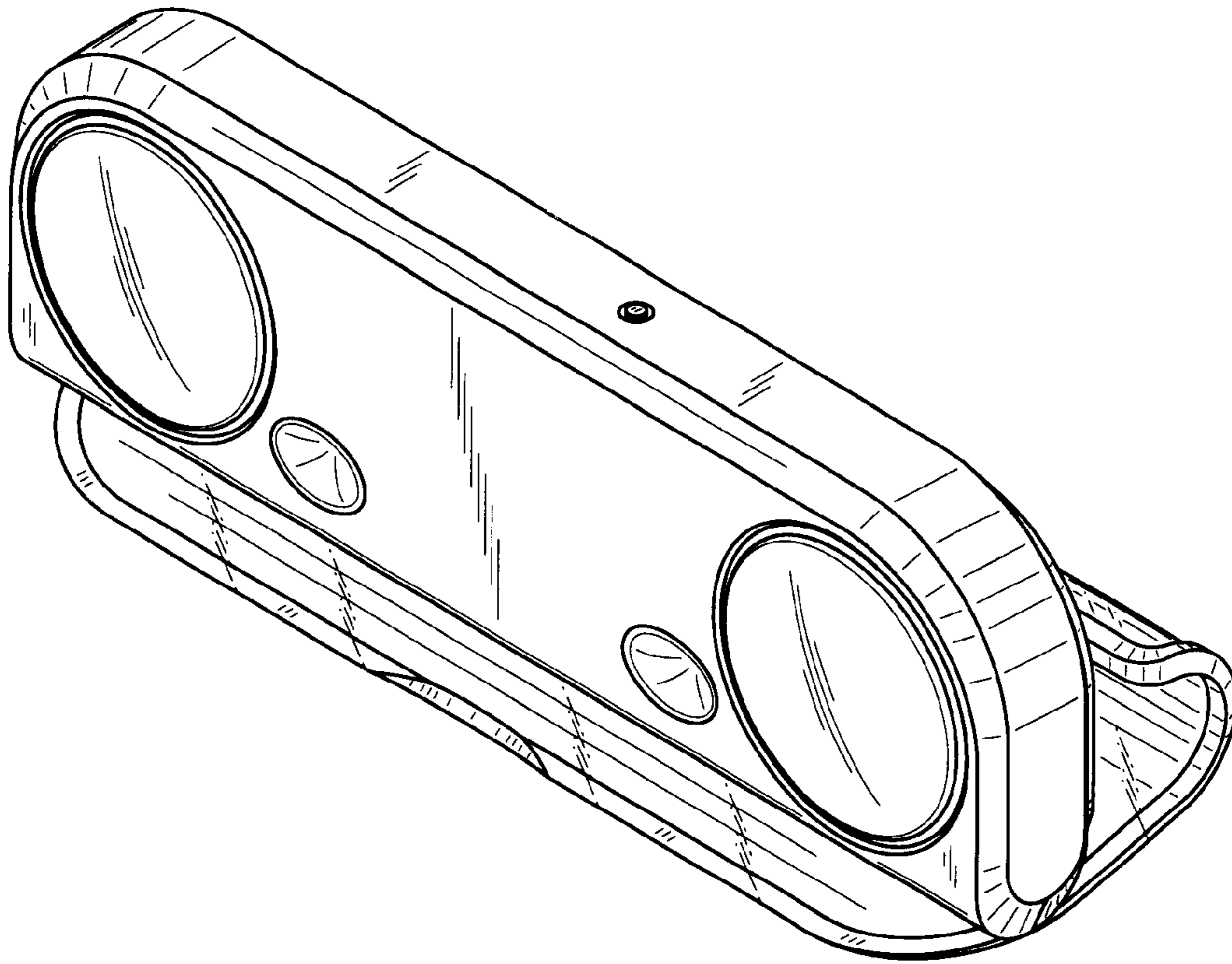
FIG. 5 is a right side elevational view thereof;

FIG. 6 is a top plan view thereof; and,

FIG. 7 is a bottom plan view thereof.

**1 Claim, 4 Drawing Sheets**





*FIG. 1*

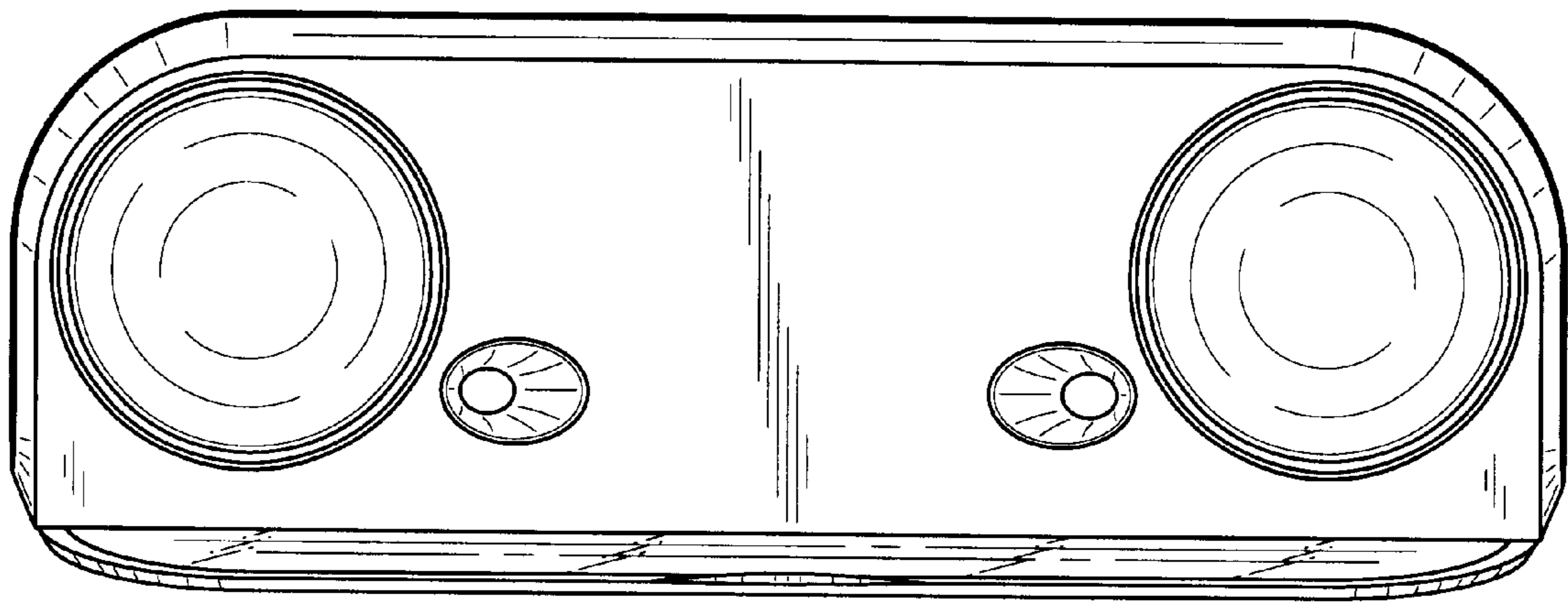


FIG. 2

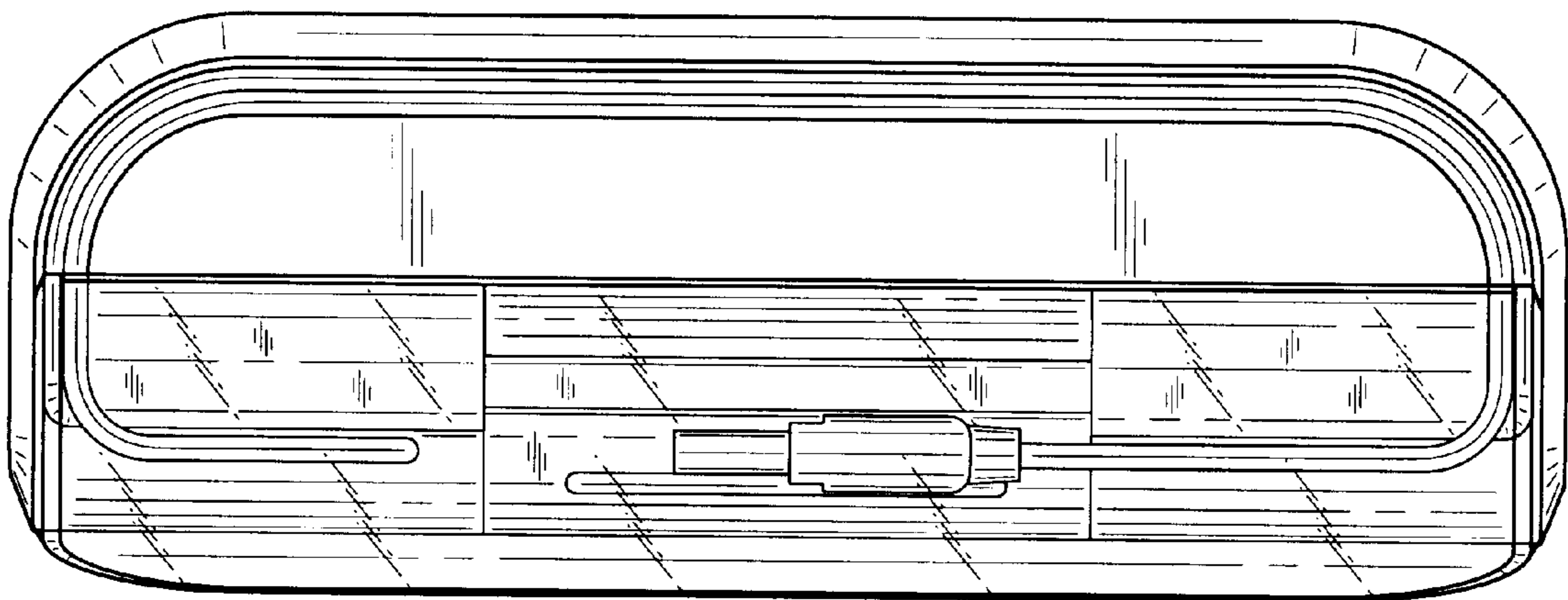
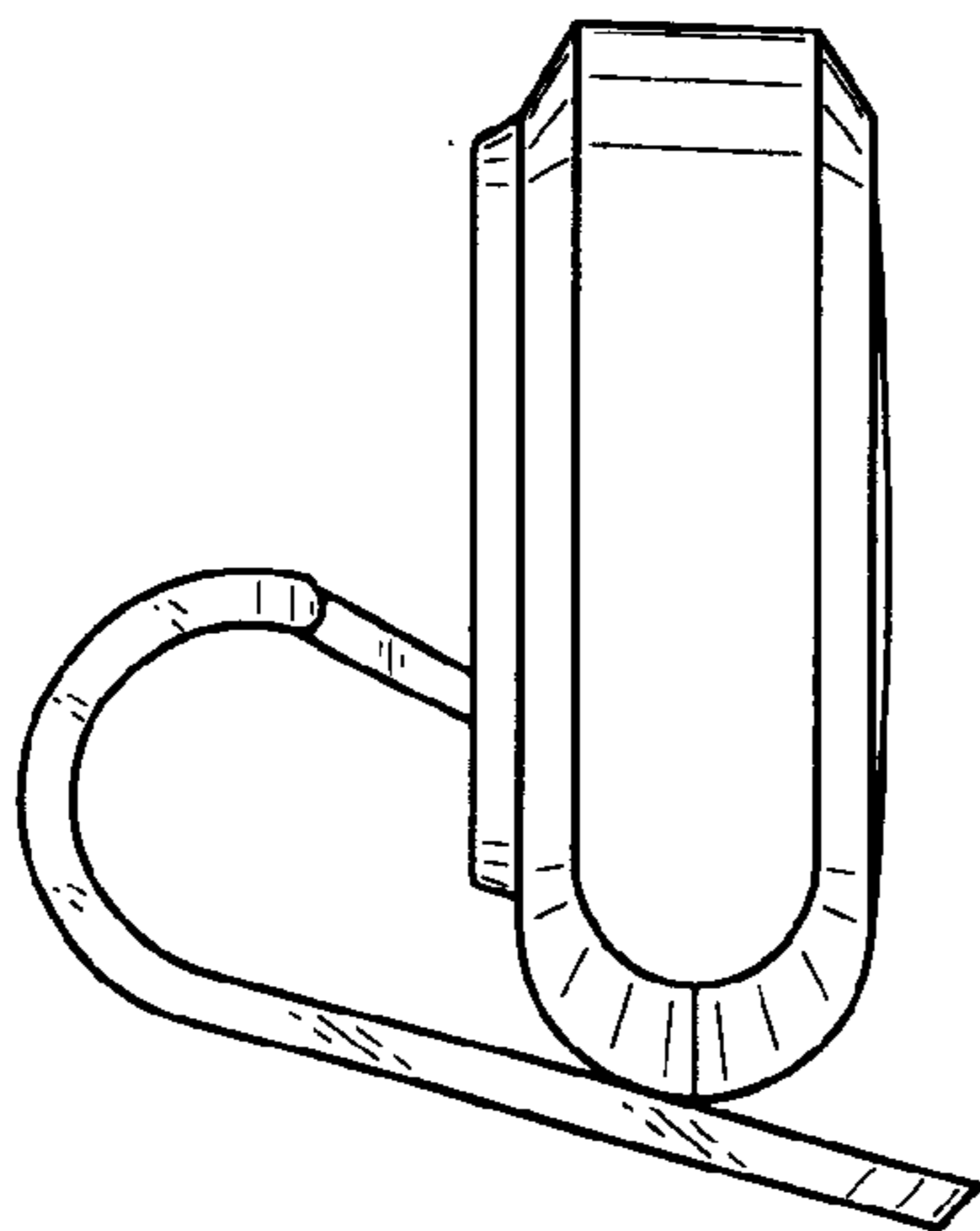
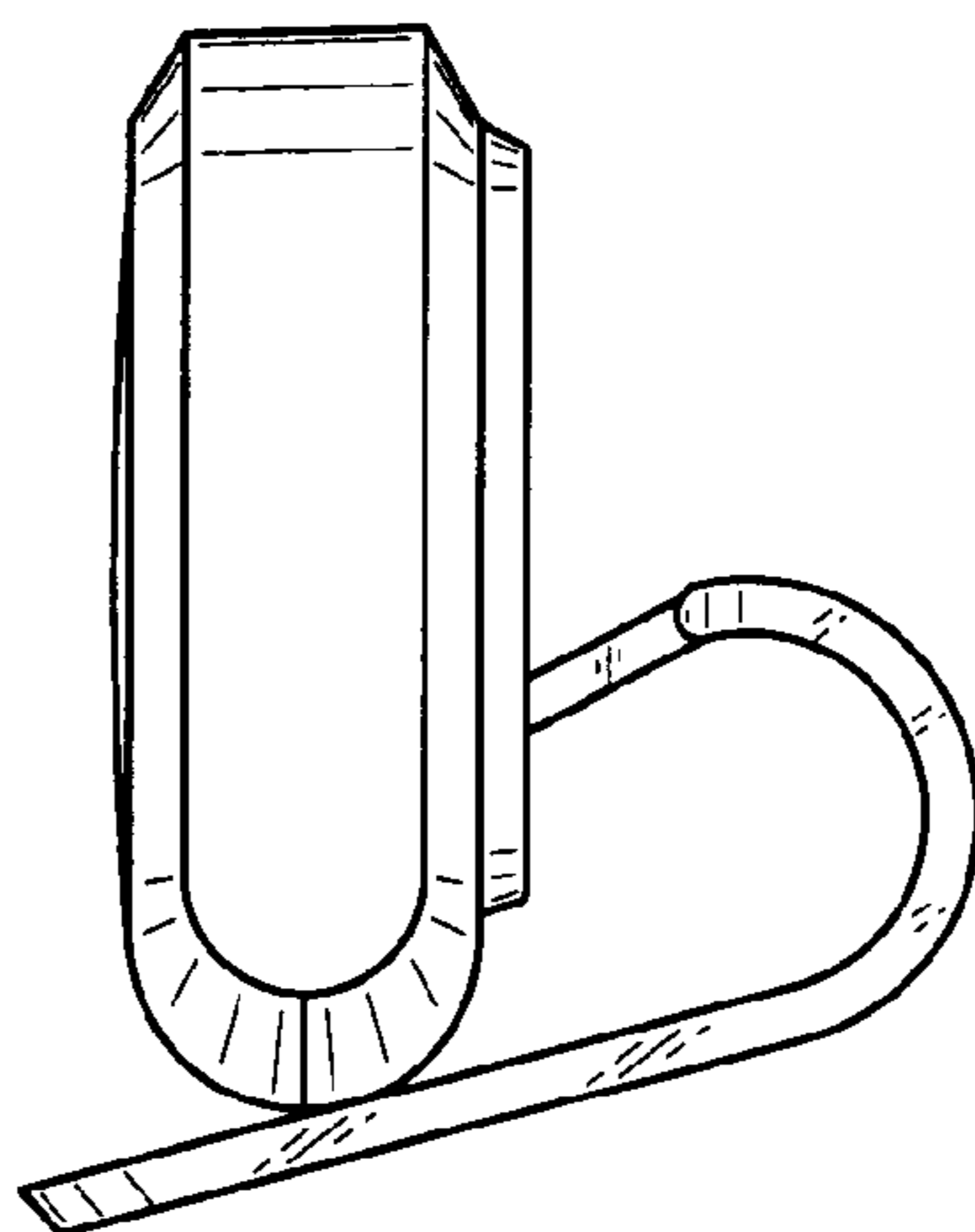


FIG. 3



*FIG. 4*



*FIG. 5*




FIG. 6

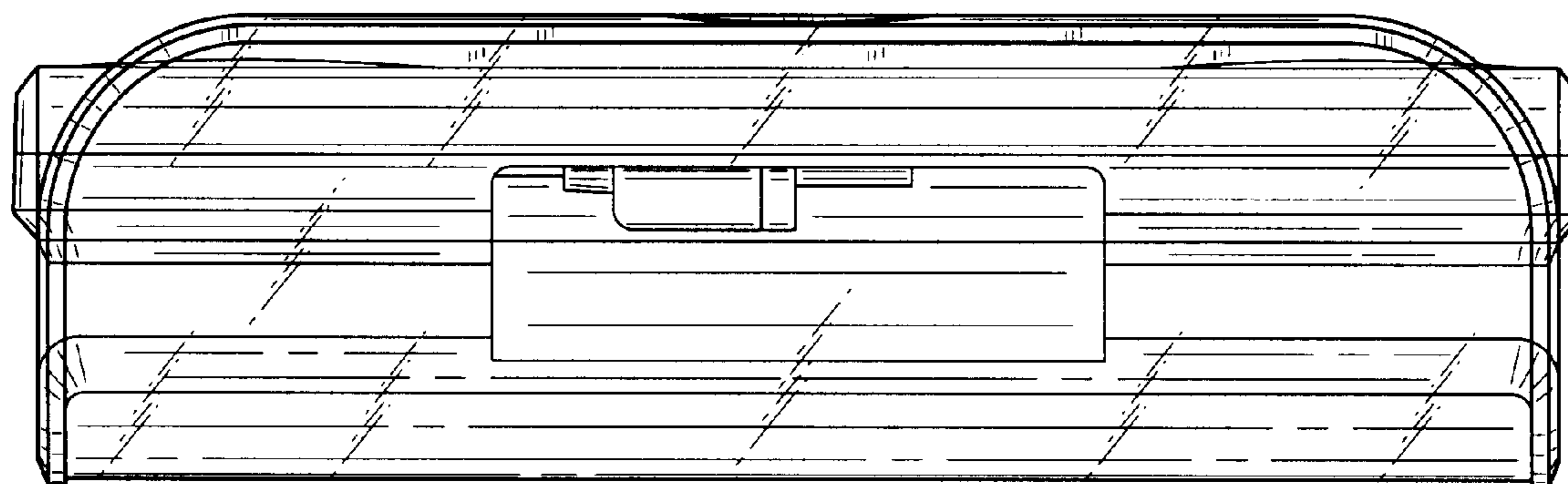


FIG. 7