



US00D524790S

(12) **United States Design Patent**
Miller et al.

(10) **Patent No.:** **US D524,790 S**
(45) **Date of Patent:** **** Jul. 11, 2006**

(54) **BASE RADIO MODULE**

(75) Inventors: **Herman J. Miller**, Algonquin, IL (US);
Robert B. Widmayer, Harvard, IL (US)

(73) Assignee: **Motorola, Inc.**, Schaumburg, IL (US)

(**) Term: **14 Years**

(21) Appl. No.: **29/226,685**

(22) Filed: **Mar. 31, 2005**

(51) **LOC (8) Cl.** **14-03**

(52) **U.S. Cl.** **D14/188; D14/265**

(58) **Field of Classification Search** D14/188,
D14/204, 192-198, 137, 155, 217, 221, 224,
D14/265, 257, 258; 455/344-351, 575.1;
369/6-12, 75.11; 360/137; D13/184, 199;
330/1 R, 3, 4, 250, 185, 207 R, 207 A
See application file for complete search history.

(56) **References Cited**

U.S. PATENT DOCUMENTS

2,810,071	A	*	10/1957	Race	455/253.2
3,091,736	A	*	5/1963	Germain	455/90.3
4,513,405	A	*	4/1985	Hills	369/12
D327,072	S	*	6/1992	Christie	D14/265
5,130,891	A	*	7/1992	Christie	361/726
D343,395	S	*	1/1994	Kakizaki	D14/188

D386,761	S	*	11/1997	Pleitz	D14/188
D400,206	S	*	10/1998	Mahgerefteh	D14/188
D415,157	S	*	10/1999	Rabbani	D14/188
D416,558	S	*	11/1999	Harrington	D14/188
D431,816	S	*	10/2000	Beaumont et al.	D14/188
D446,204	S	*	8/2001	Smith	D14/188
D482,673	S	*	11/2003	Shindo	D14/188

* cited by examiner

Primary Examiner—Prabhakar Deshmukh

(74) *Attorney, Agent, or Firm*—Valerie M. Davis

(57) **CLAIM**

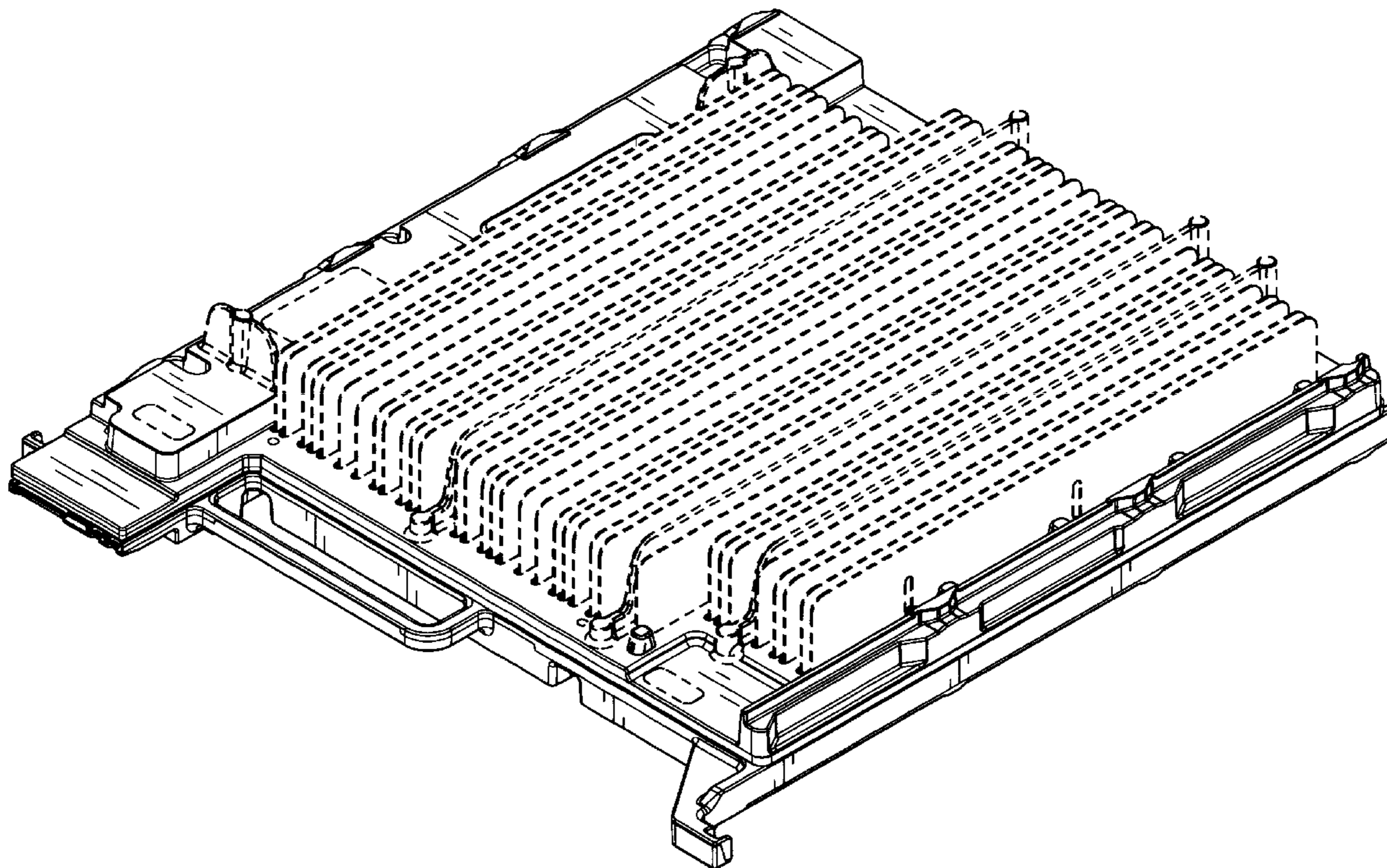
The ornamental design for a base radio module, as shown and described.

DESCRIPTION

FIG. 1 is a front, top, right perspective view of the base radio module showing our new design;
FIG. 2 is a top view thereof;
FIG. 3 is a bottom view thereof;
FIG. 4 is a right view thereof;
FIG. 5 is a left view thereof;
FIG. 6 is a front view thereof; and,
FIG. 7 is a back view thereof.

The broken lines shown in FIGS. 1-7 are included for the purpose of illustrating environmental elements only and form no part of the claimed design.

1 Claim, 4 Drawing Sheets



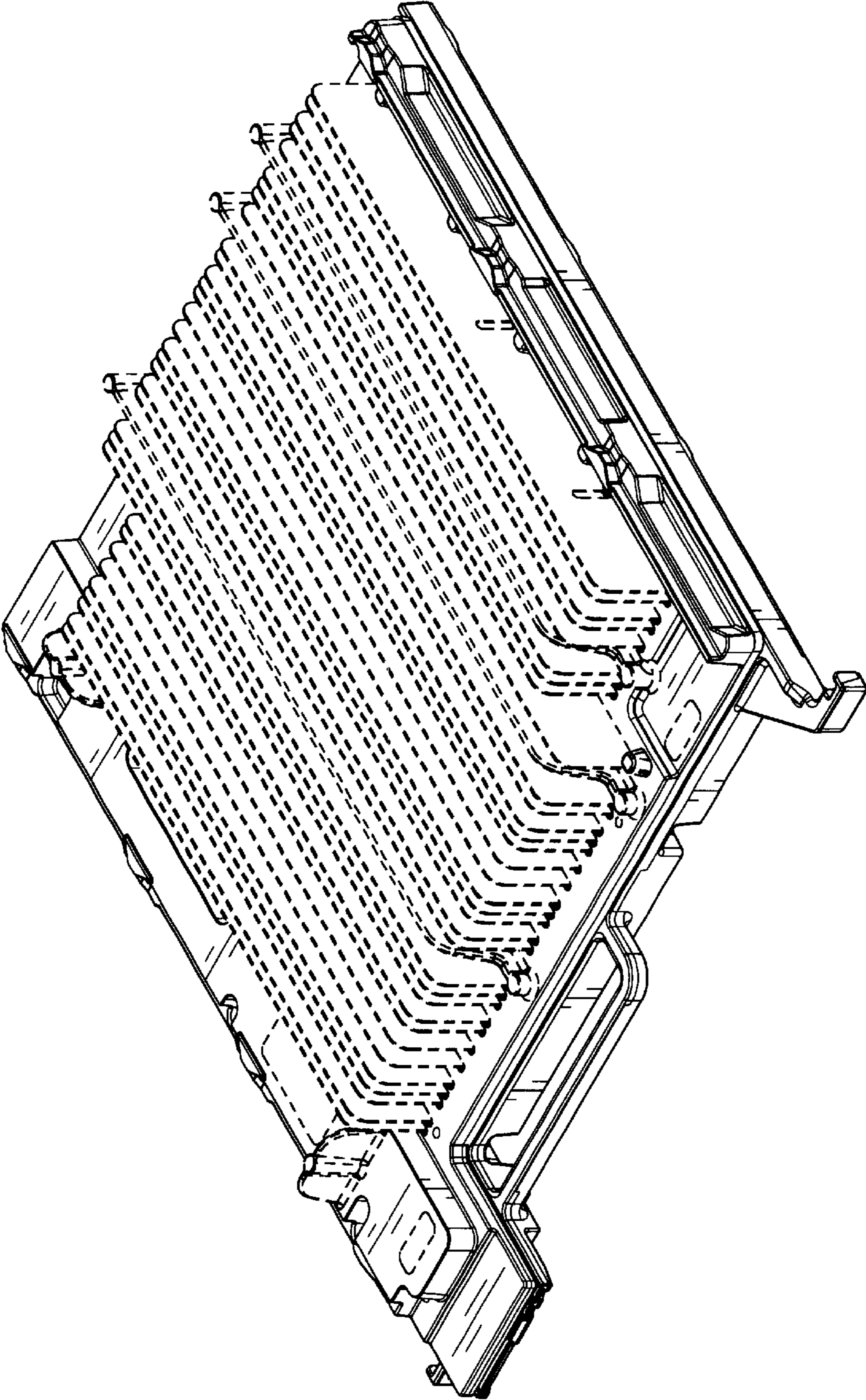


FIG. 1

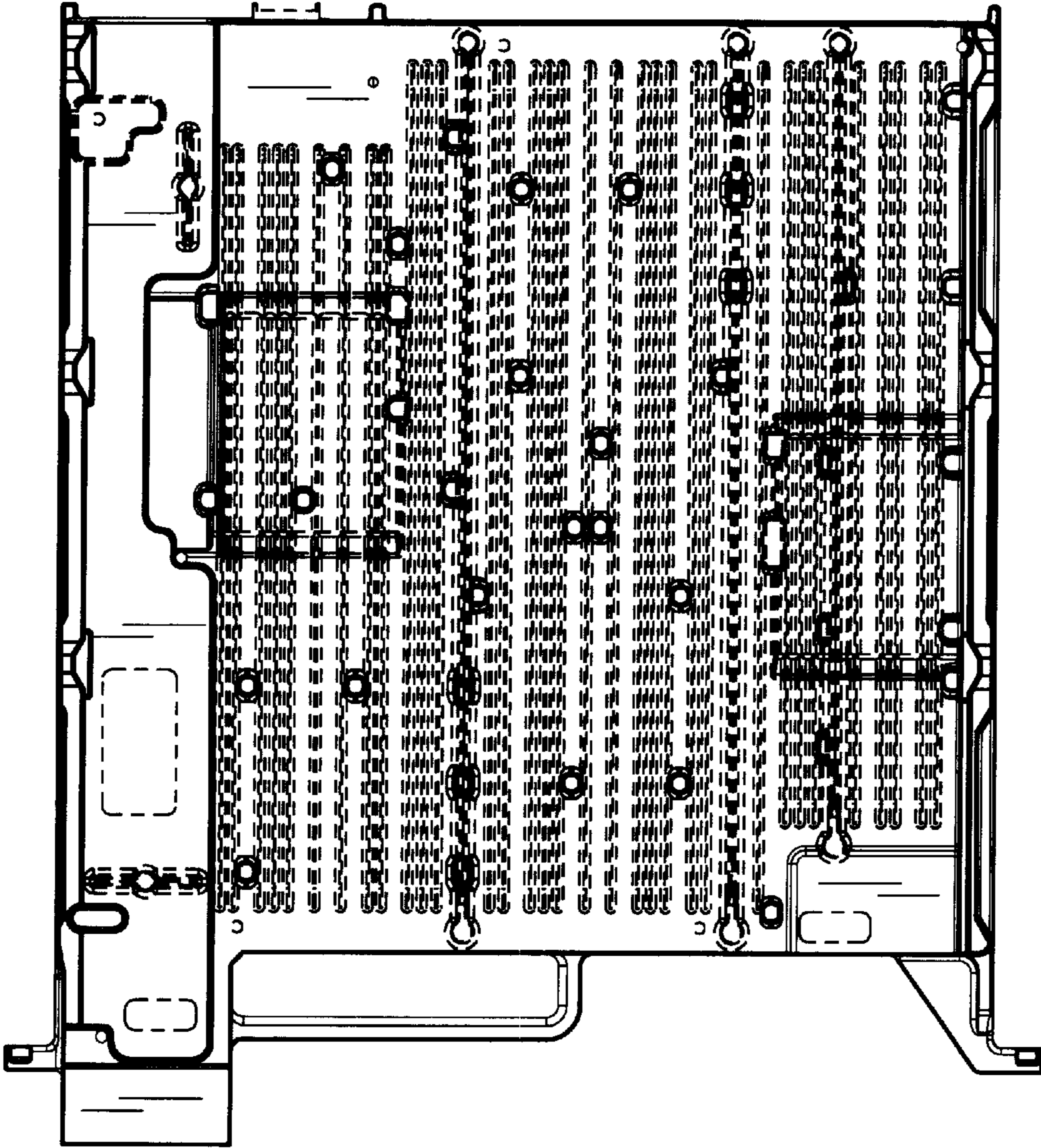


FIG. 2

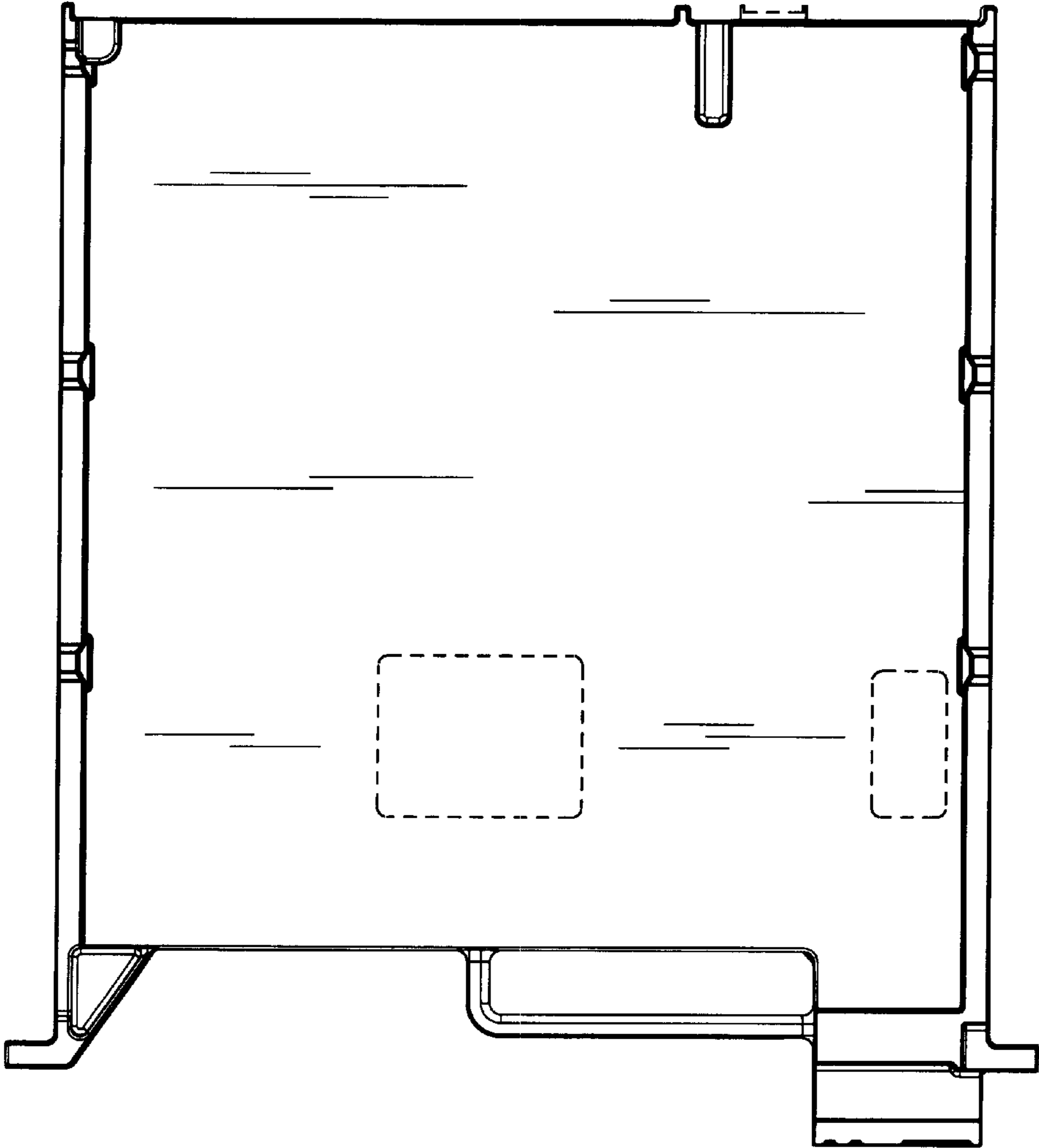


FIG. 3

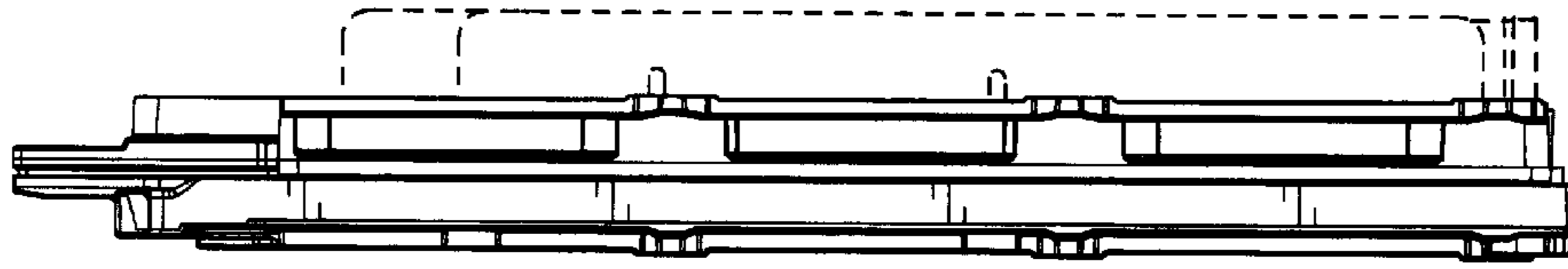


FIG. 4

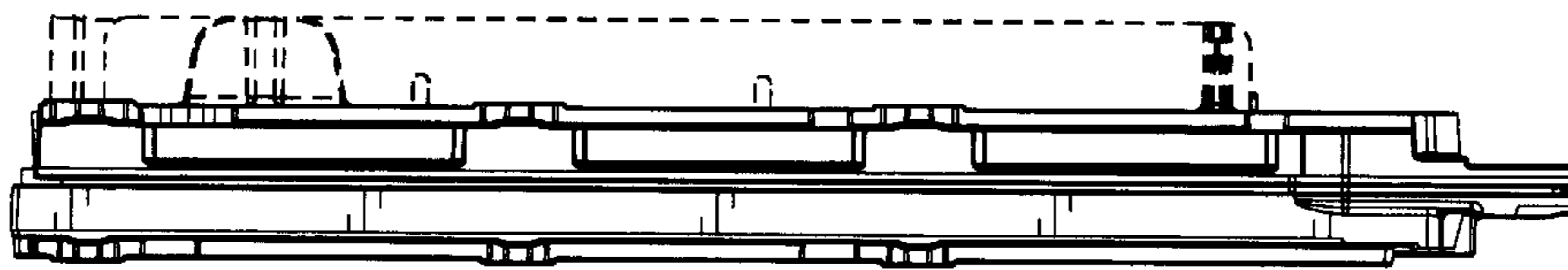


FIG. 5

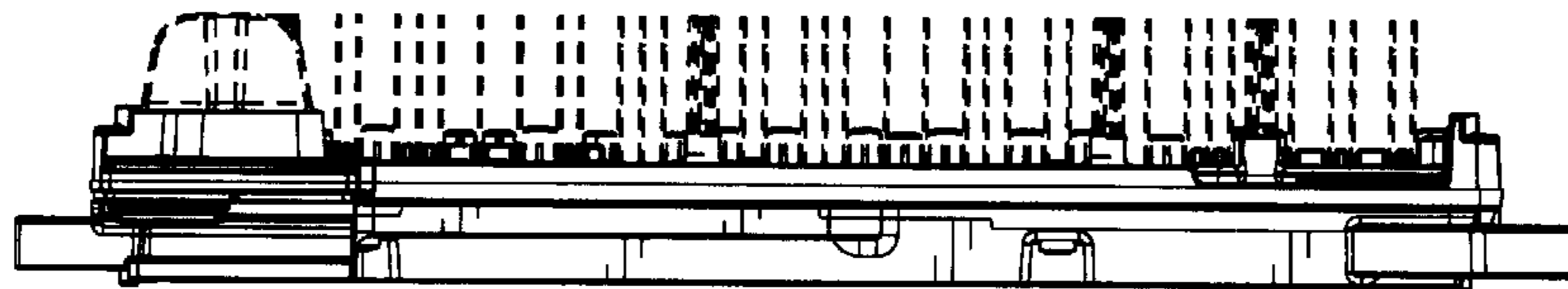


FIG. 6




FIG. 7