



US00D524789S

(12) **United States Design Patent** (10) **Patent No.:** **US D524,789 S**
Beasley et al. (45) **Date of Patent:** **** Jul. 11, 2006**

(54) **BASE FOR CORDLESS TELEPHONE WITH ANSWERING DEVICE**

(75) Inventors: **Jeffrey R. Beasley**, Suwanee, GA (US); **Christopher G. Franck**, Decatur, GA (US); **Matthew M. Julian**, Sunrise, FL (US)

(73) Assignee: **General Instrument Corporation**, Horsham, PA (US)

(**) Term: **14 Years**

(21) Appl. No.: **29/224,516**

(22) Filed: **Mar. 3, 2005**

(51) **LOC (8) Cl.** **14-03**

(52) **U.S. Cl.** **D14/149**

(58) **Field of Classification Search** D14/130, D14/138, 140, 142-144, 147-151, 243, 251, D14/253, 329-330, 434, 141.1, 141.2; D13/107-108; D21/405, 517; 379/419, 428.01-428.04, 379/433.01-433.13, 434, 440; 455/90.3, 455/556.1, 556.2, 566, 575.1; 320/107-108, 320/114-115

See application file for complete search history.

(56) **References Cited**

U.S. PATENT DOCUMENTS

D211,472 S	*	6/1968	Dreyfuss	D14/149
D263,588 S	*	3/1982	Hillmer	D14/150
D280,987 S	*	10/1985	Todeschini	D14/153
D294,824 S	*	3/1988	Lin	D14/150
D298,620 S	*	11/1988	Ohta et al.	D14/150
D300,317 S	*	3/1989	Yoshiharu	D14/143
D300,628 S	*	4/1989	Wu	D14/151
D302,689 S	*	8/1989	Murakami et al.	D14/138
D329,221 S	*	9/1992	Khoo	D13/107
D349,899 S	*	8/1994	Siddoway et al.	D14/151
D363,286 S	*	10/1995	Solomita	D14/151
D363,491 S	*	10/1995	Hellier et al.	D14/243
D385,558 S	*	10/1997	Liu	D14/148
D411,166 S	*	6/1999	Uemura et al.	D13/107

5,952,814 A	*	9/1999	Van Lerberghe	320/108
6,014,011 A	*	1/2000	DeFelice et al.	320/114
D426,533 S	*	6/2000	Hughes et al.	D14/149
6,108,568 A	*	8/2000	Lebrun et al.	455/573
6,154,666 A	*	11/2000	Patterson et al.	455/575.1
D438,524 S	*	3/2001	Batson et al.	D14/151
D456,795 S	*	5/2002	Hughes et al.	D14/149
D457,870 S	*	5/2002	Toyoshima et al.	D14/150
D459,299 S	*	6/2002	Hughes et al.	D13/108
D469,074 S	*	1/2003	Muenschler et al.	D14/149
D480,376 S	*	10/2003	Ma	D14/149
D489,348 S	*	5/2004	Robertson et al.	D14/151
D490,067 S	*	5/2004	Haney	D14/147
D495,312 S	*	8/2004	Fitzgerald	D14/147
D511,510 S	*	11/2005	Beasley et al.	D14/149
D514,544 S	*	2/2006	Beasley et al.	D14/149
2004/0110544 A1	*	6/2004	Oyagi et al.	455/575.1

FOREIGN PATENT DOCUMENTS

WO DM/050606 * 11/1999

* cited by examiner

Primary Examiner—Jeffrey D. Asch

Assistant Examiner—C. J. Wright

(74) *Attorney, Agent, or Firm*—Benjamin D. Driscoll

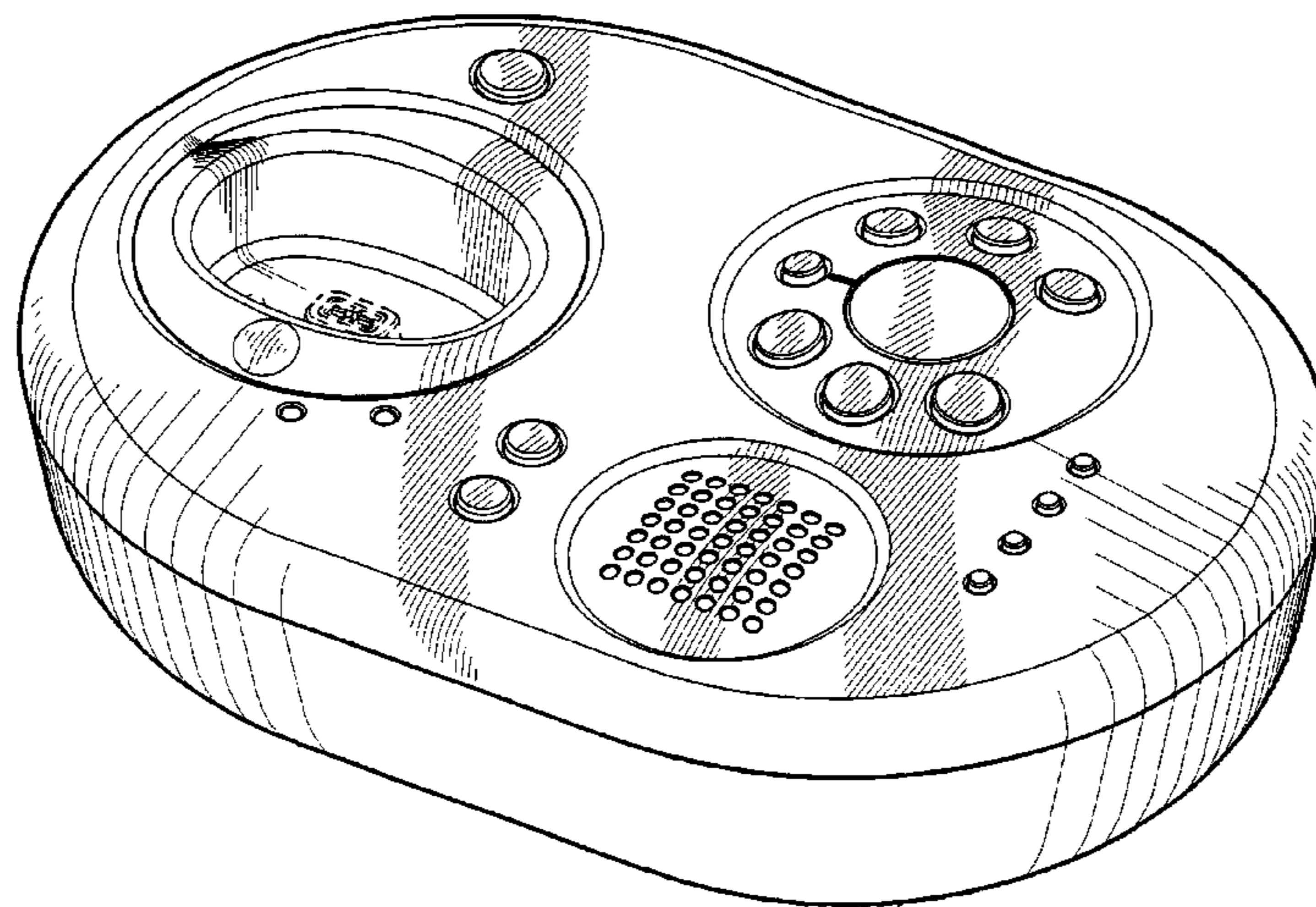
(57) **CLAIM**

The ornamental design for a base for cordless telephone with answering device, as shown and described.

DESCRIPTION

FIG. 1 is a front perspective view of a base for cordless telephone with answering device;
FIG. 2 is a top view of the base of FIG. 1;
FIG. 3 is a bottom view of the base of FIG. 1;
FIG. 4 is a front view of the base of FIG. 1;
FIG. 5 is a back view of the base of FIG. 1;
FIG. 6 is a side end view of the base of FIG. 1; and,
FIG. 7 is an opposite side end view of the base of FIG. 1. The portions drawn in broken lines are shown for illustrative purposes only and do not form part of the claimed design.

1 Claim, 3 Drawing Sheets



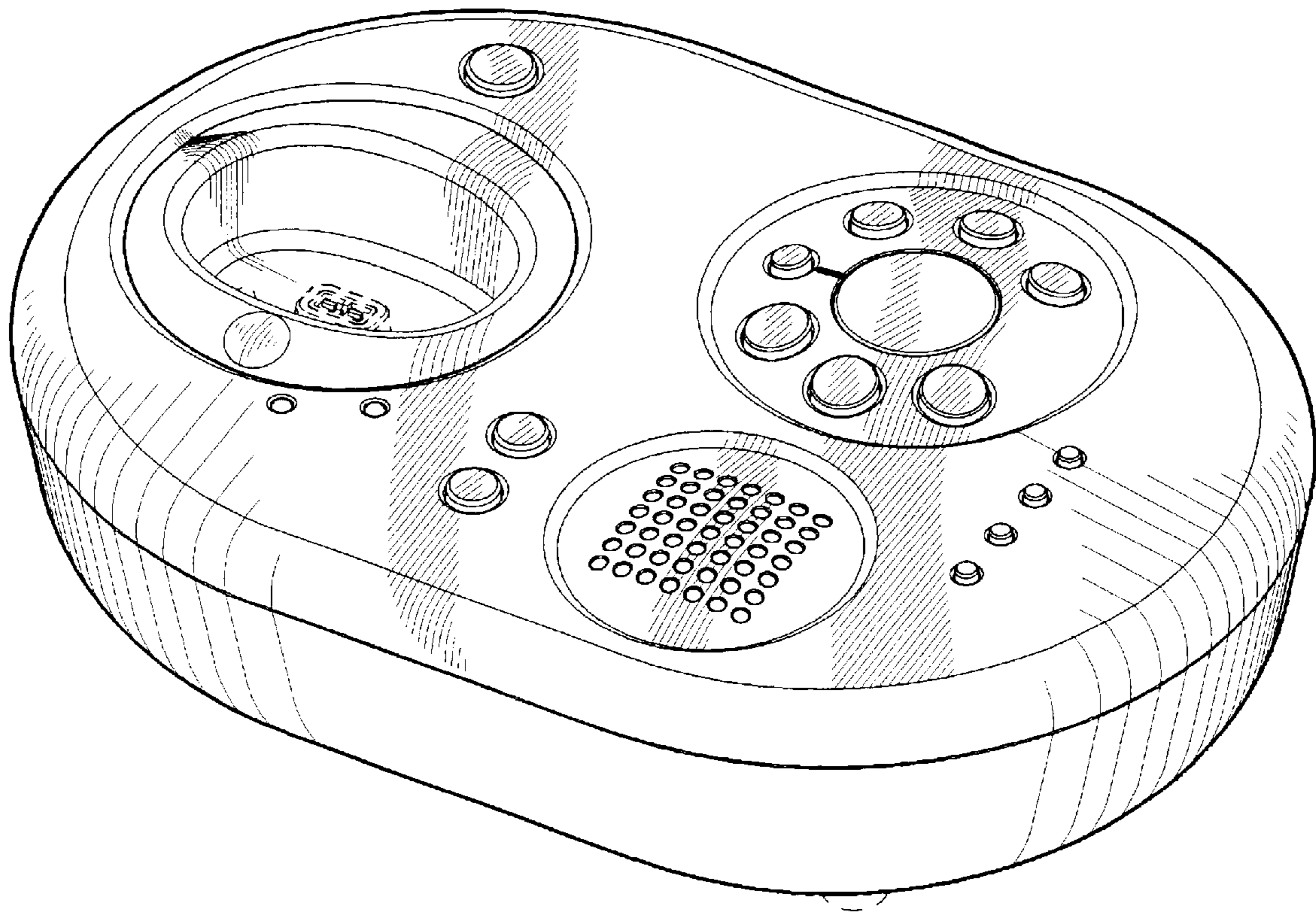


FIG. 1

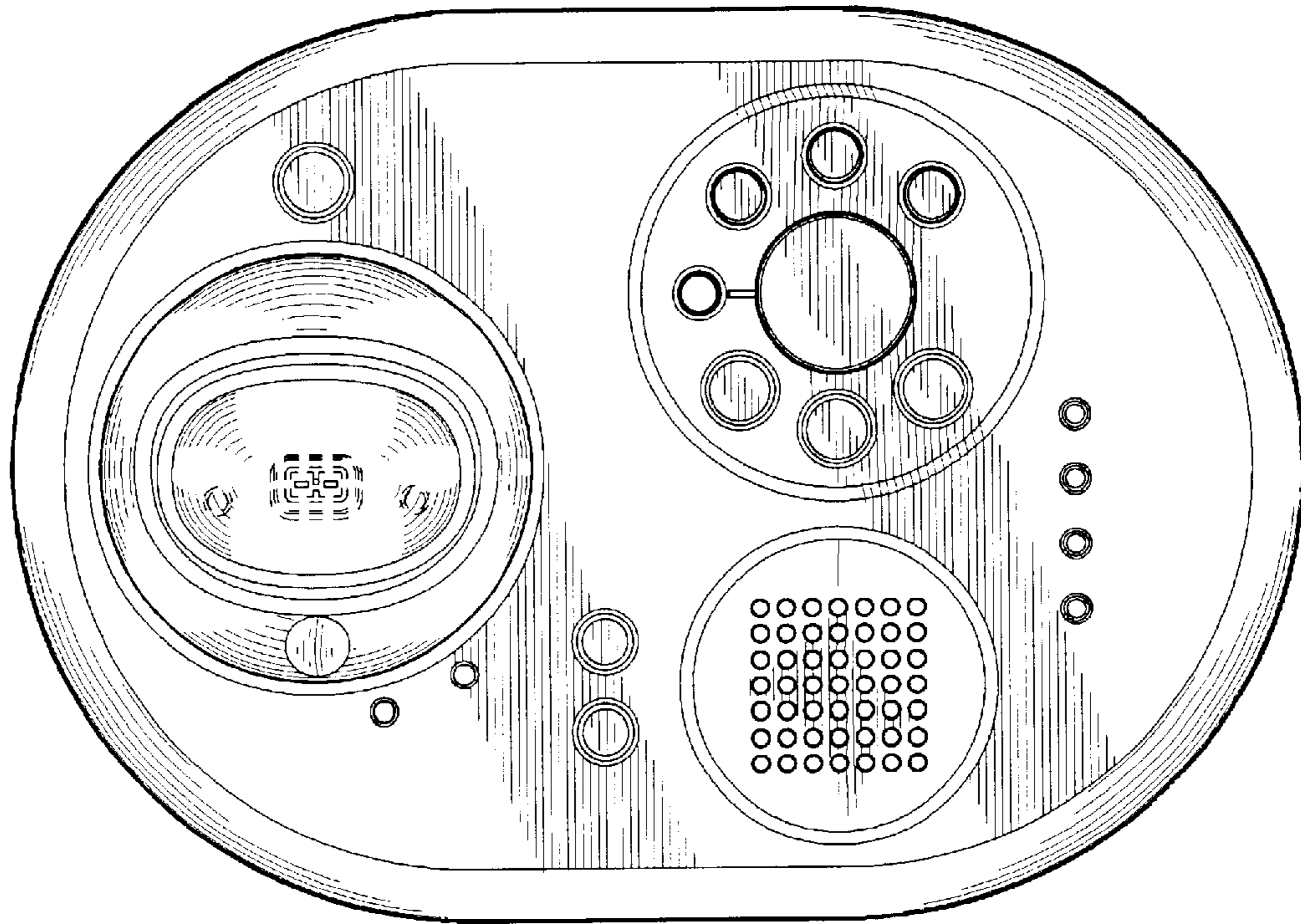


FIG. 2

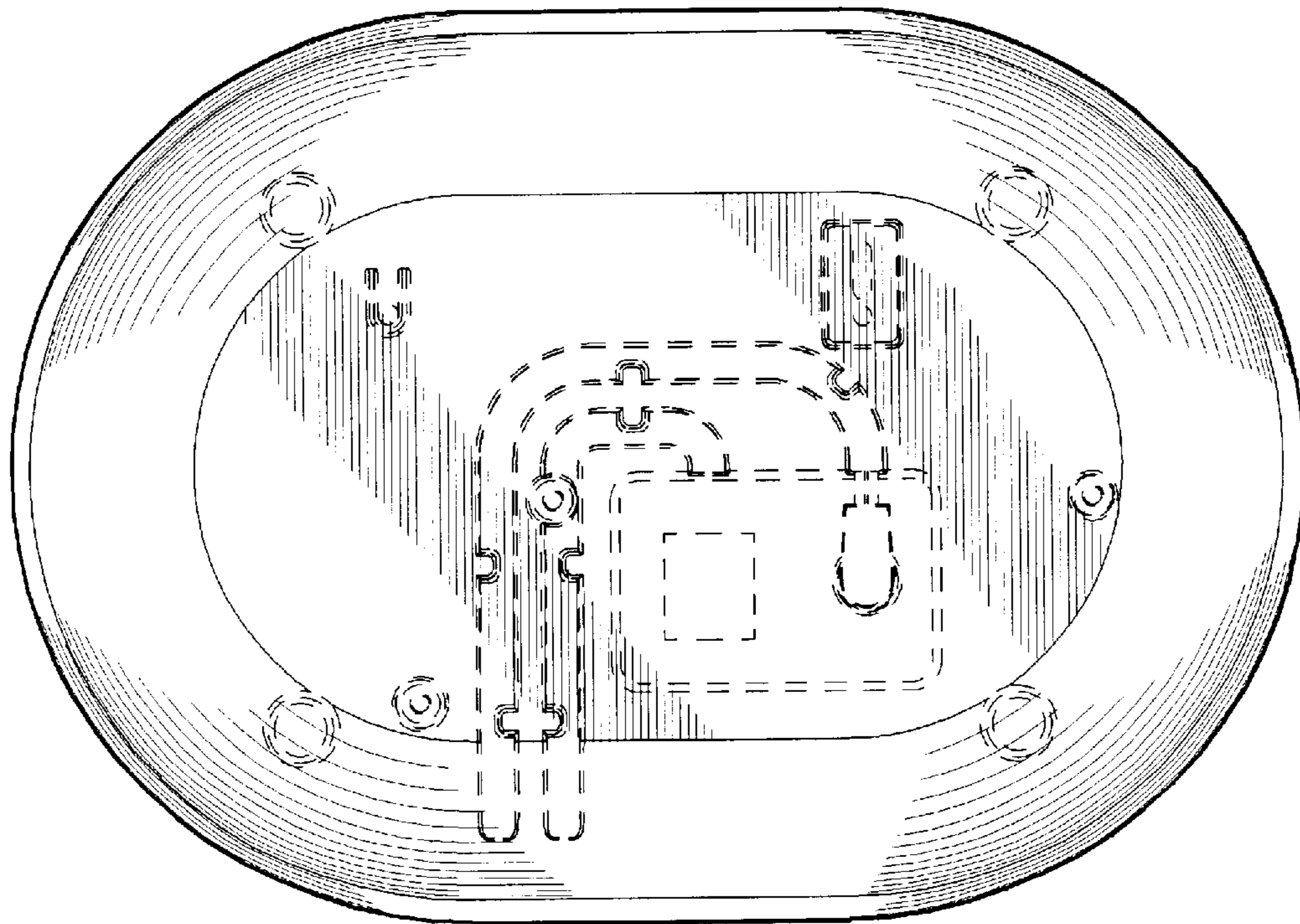


FIG. 3




FIG. 4

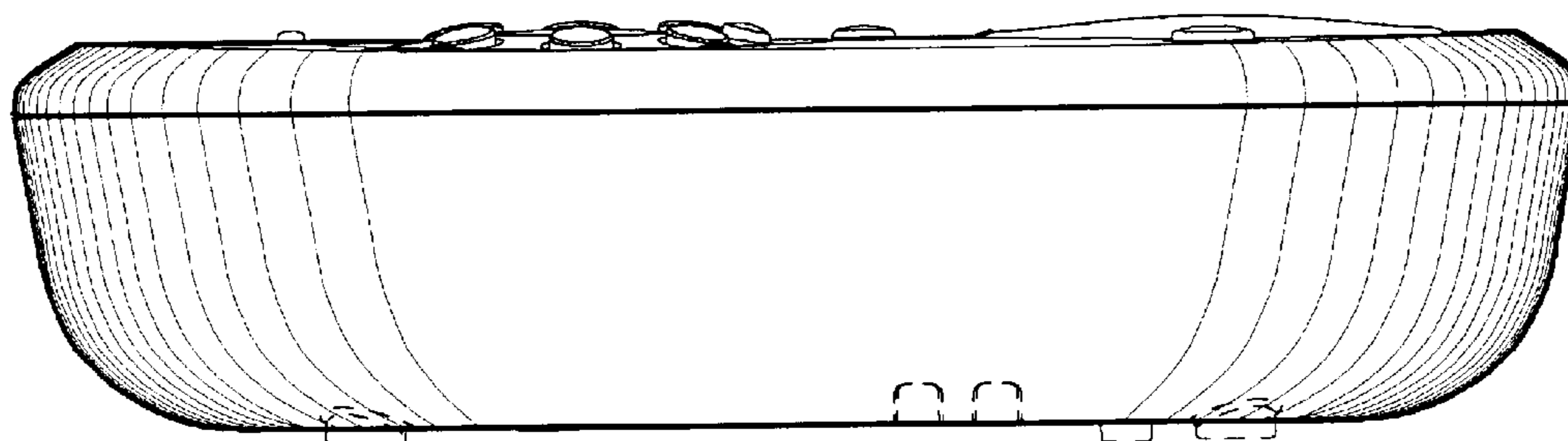


FIG. 5




FIG. 6




FIG. 7