



US00D524782S

(12) **United States Design Patent**
Sun et al.

(10) **Patent No.:** **US D524,782 S**
(45) **Date of Patent:** **** Jul. 11, 2006**

(54) **MOBILE PHONE**

(75) Inventors: **Ooi Lee Sun**, Penang (MY); **Eiji Shintani**, Malmö (SE); **Jun Katsumata**, Singapore (SG)

(73) Assignee: **Sony Ericsson Mobile Communications AB**, Lund (SE)

(**) **Term:** **14 Years**

(21) **Appl. No.:** **29/218,795**

(22) **Filed:** **Dec. 8, 2004**

(30) **Foreign Application Priority Data**

Jul. 27, 2004 (EM) 000205539

(51) **LOC (8) Cl.** **14-03**

(52) **U.S. Cl.** **D14/138**

(58) **Field of Classification Search** D14/137,
D14/138, 147-148, 247-248, 144, 218, 341-347;
379/433.01-433.13, 434; D13/168; D21/517;
455/556.1, 556.2, 566, 575.1, 90.3
See application file for complete search history.

(56) **References Cited**

U.S. PATENT DOCUMENTS

D459,327 S	*	6/2002	Ali	D14/138
D469,748 S	*	2/2003	Ribeiro et al.	D14/138
D478,882 S	*	8/2003	Peng et al.	D14/138
D478,883 S	*	8/2003	Jensfelt et al.	D14/138
D479,216 S	*	9/2003	Ho-Cheun et al.	D14/138
D480,057 S	*	9/2003	Ho-Cheun et al.	D14/138
D485,819 S	*	1/2004	Ahlgren	D14/138
D488,789 S	*	4/2004	Lee	D14/138
D492,276 S	*	6/2004	Walliser et al.	D14/138

D492,657 S	*	7/2004	Jensfelt	D14/138
D492,659 S	*	7/2004	Medeiros et al.	D14/138
D497,892 S	*	11/2004	Peng	D14/138
D500,992 S	*	1/2005	Shen et al.	D14/138
D502,455 S	*	3/2005	Brandis et al.	D14/138
D503,162 S	*	3/2005	Kagami et al.	D14/138
D503,163 S	*	3/2005	Chan et al.	D14/138
D505,932 S	*	6/2005	Eckholm et al.	D14/138
2004/0180703 A1	*	9/2004	Kim et al.	455/575.1
2004/0204060 A1	*	10/2004	Makinouchi et al.	455/556.1
2005/0014537 A1	*	1/2005	Gammon et al.	455/575.1
2005/0250530 A1	*	11/2005	Tanaka	455/550.1

FOREIGN PATENT DOCUMENTS

WO	DM/066599	*	4/2005
WO	DM/066609	*	4/2005
WO	DM/067035	*	8/2005
WO	DM/067110	*	9/2005

* cited by examiner

Primary Examiner—Jeffrey Asch

(74) *Attorney, Agent, or Firm*—Albihns Stockholm AB

(57) **CLAIM**

The ornamental design for a mobile phone, as shown.

DESCRIPTION

FIG. 1 is an upper left perspective view of a mobile phone according to our new design;

FIG. 2 is a right side view thereof;

FIG. 3 is a front view thereof;

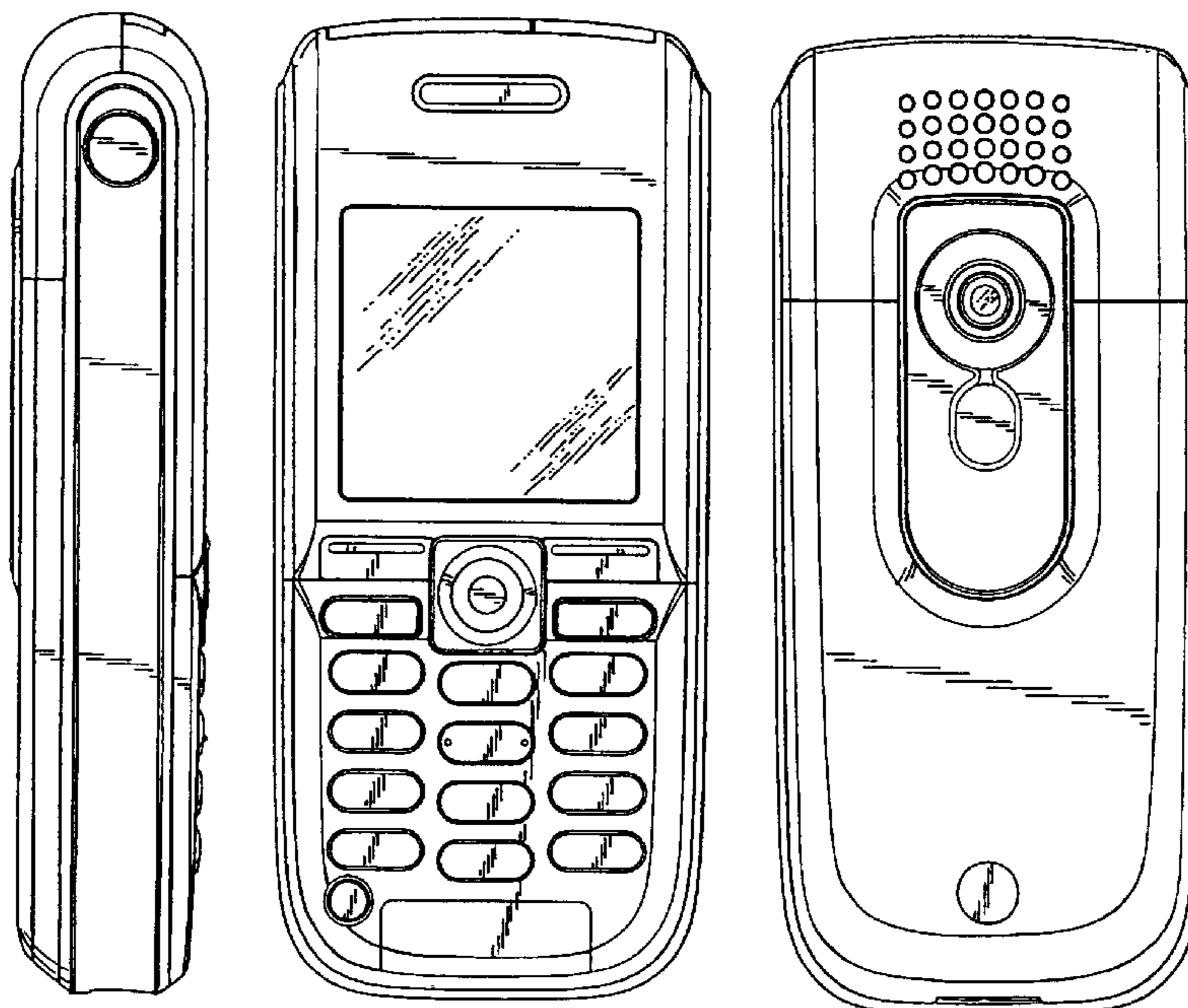
FIG. 4 is a left side view thereof;

FIG. 5 is a rear view thereof;

FIG. 6 is a top view thereof; and,

FIG. 7 is a bottom view thereof.

1 Claim, 2 Drawing Sheets



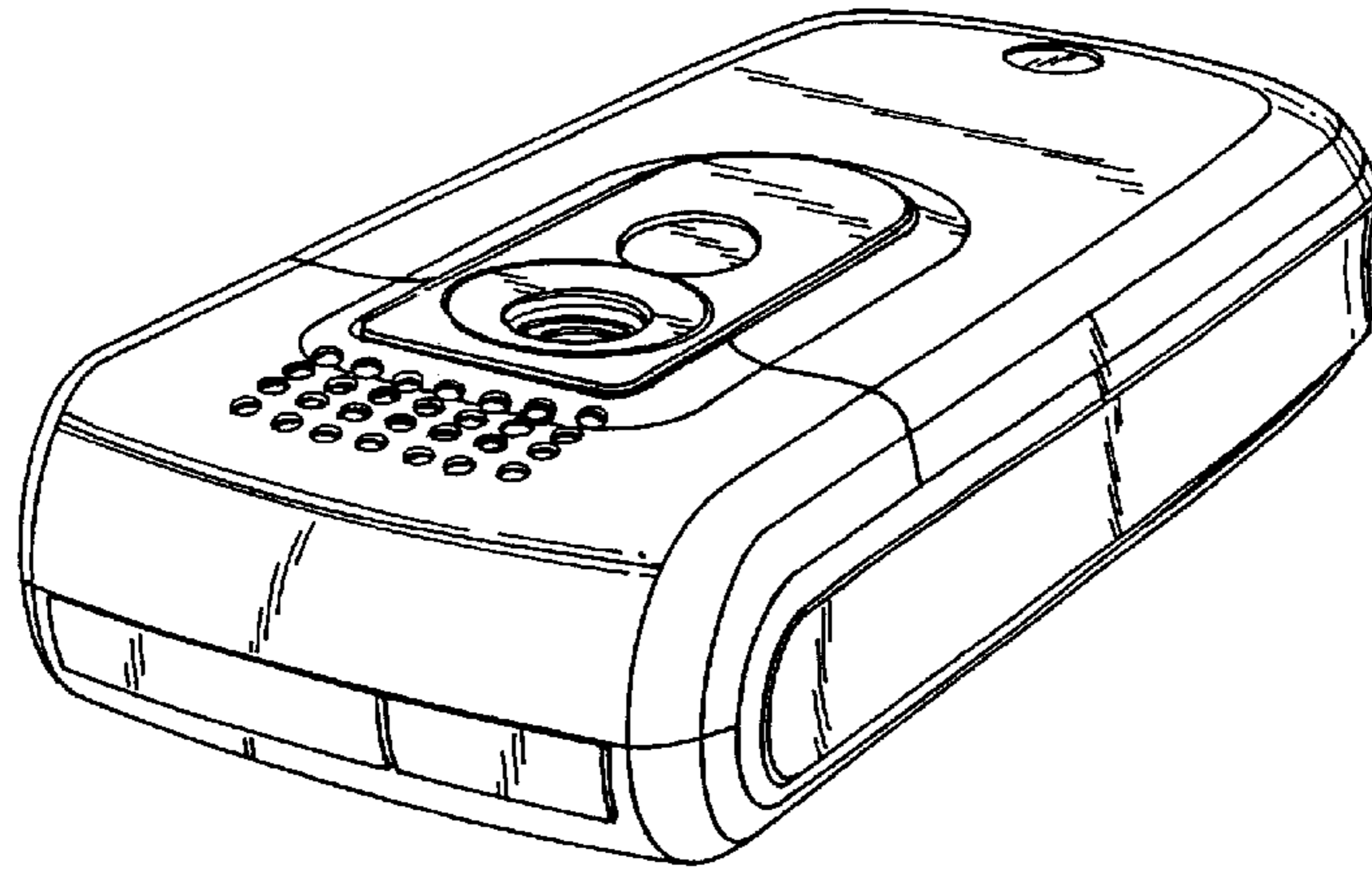


FIG 1



FIG 2

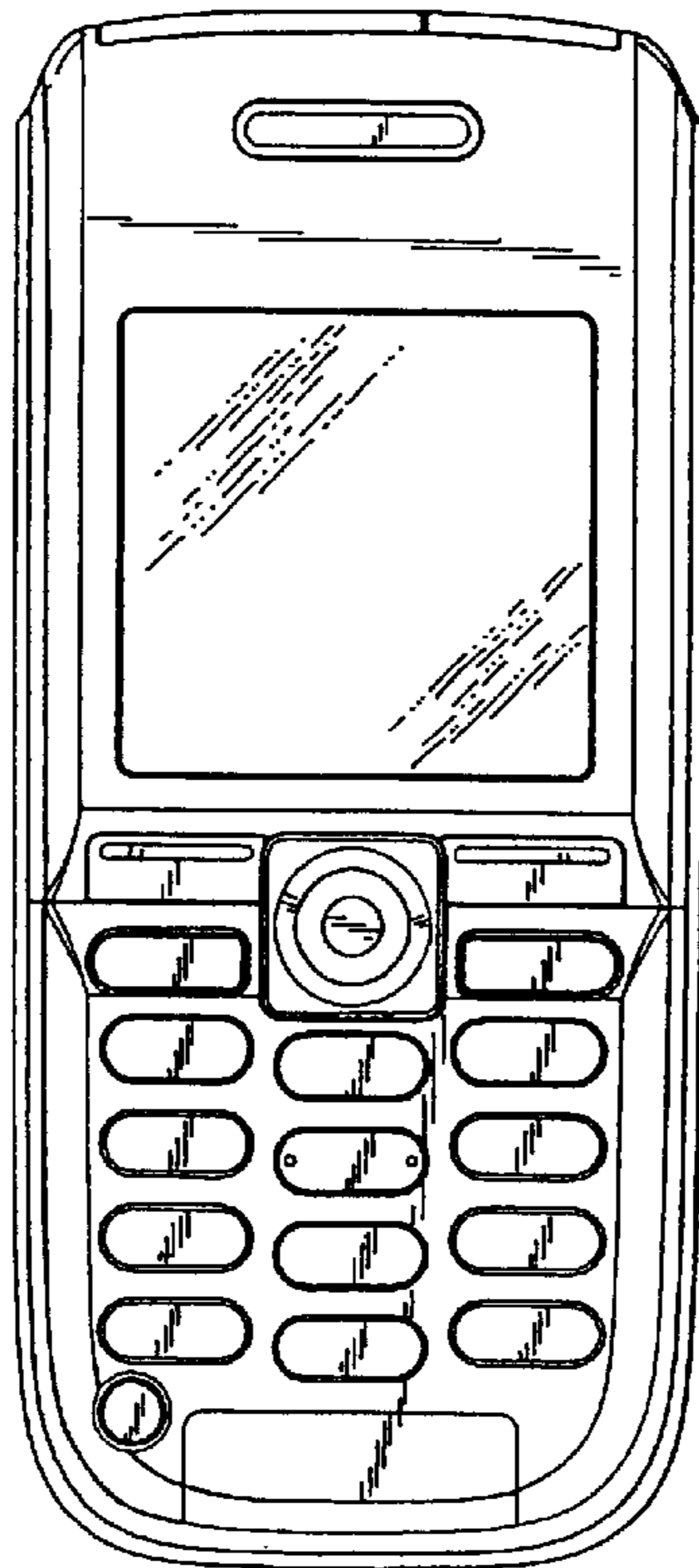


FIG 3



FIG 4

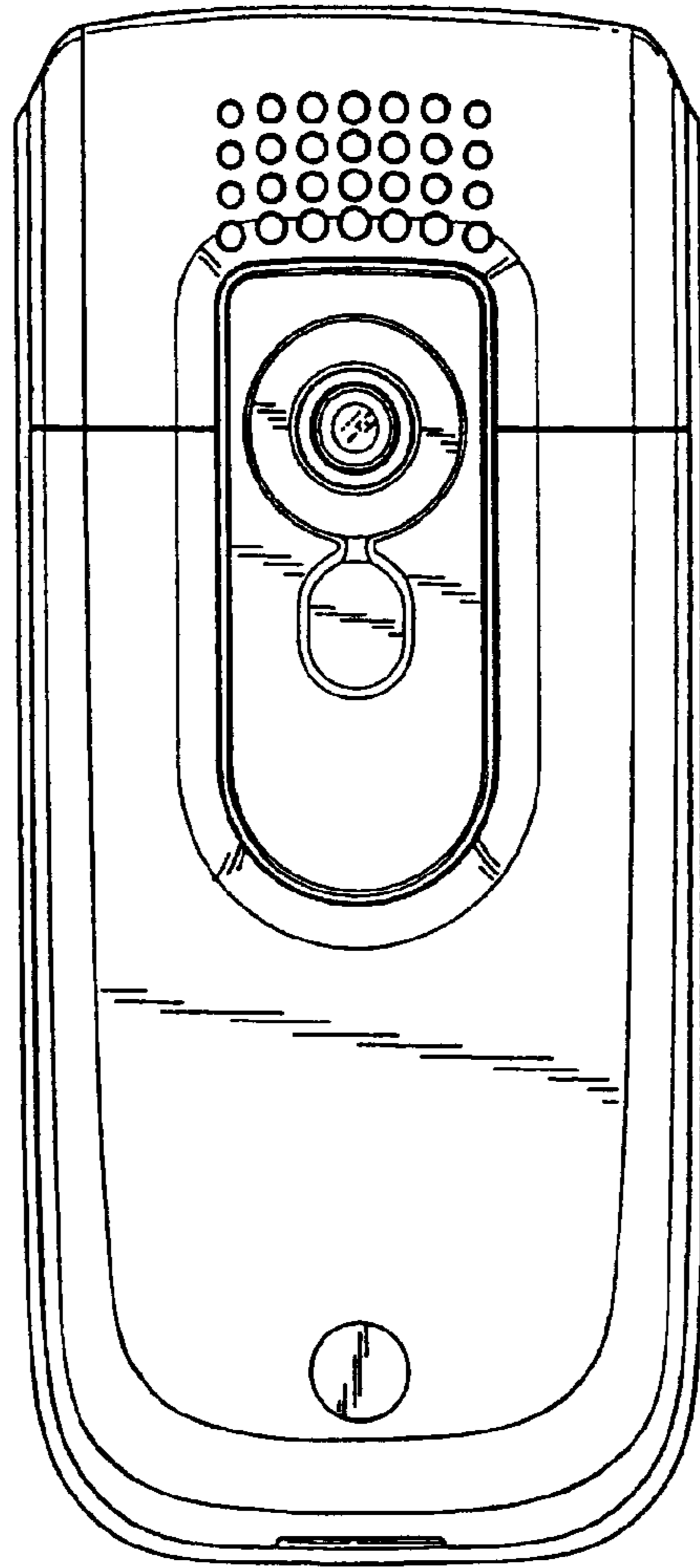


FIG 5

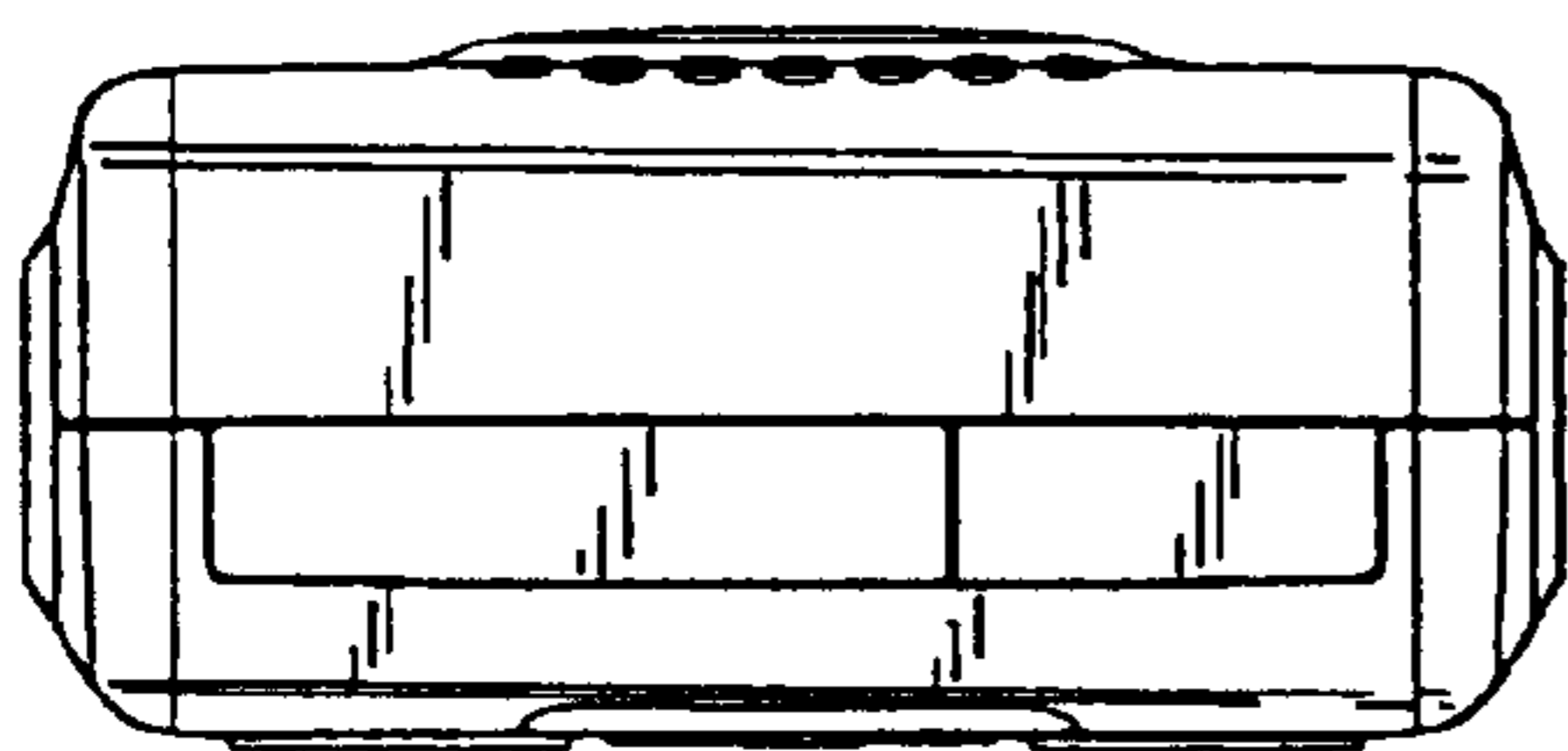


FIG 6

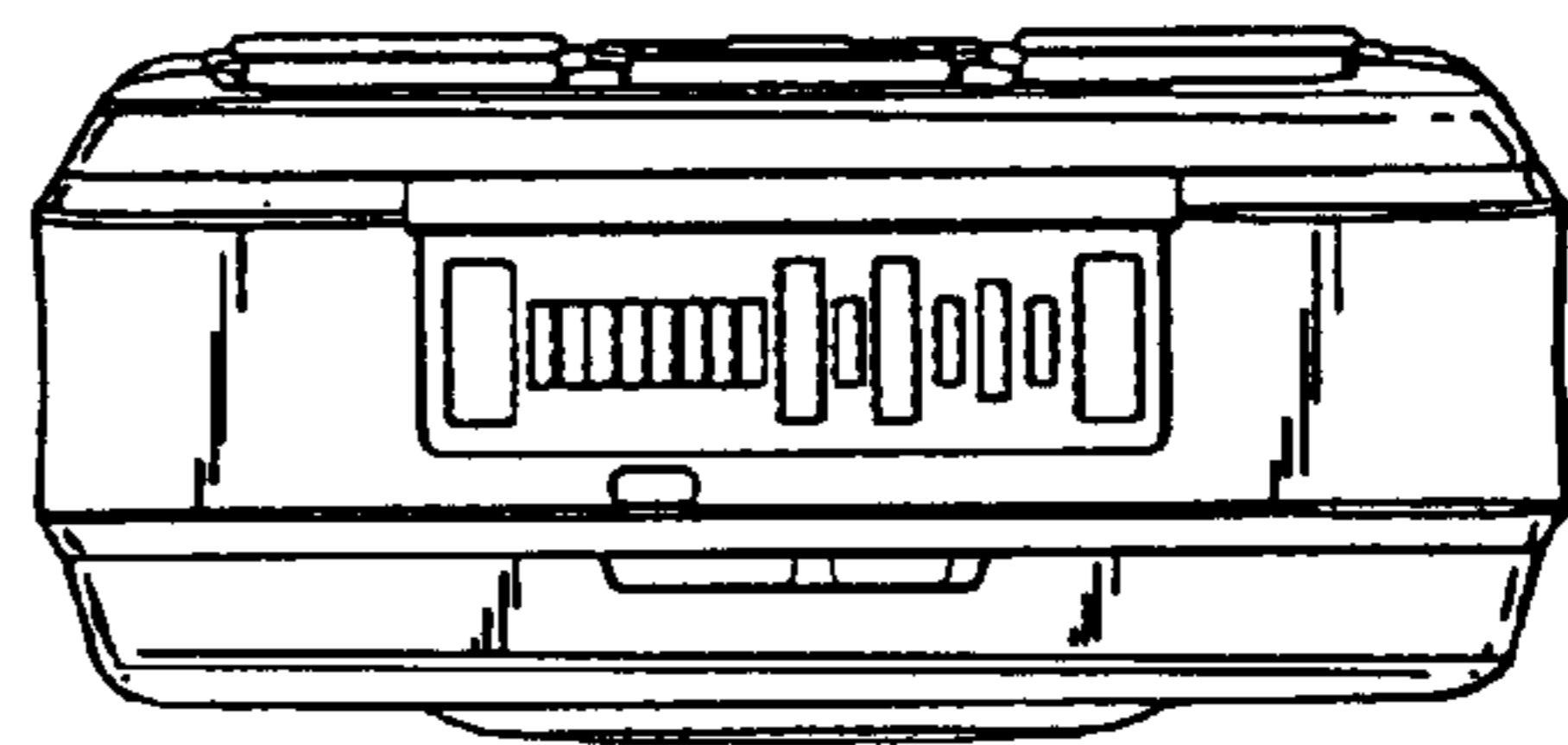


FIG 7