



US00D524778S

(12) **United States Design Patent**
Nakajima

(10) **Patent No.:** **US D524,778 S**
(45) **Date of Patent:** **** Jul. 11, 2006**

(54) **FRONT COVER PORTION OF A HANDSET**

D496,640 S * 9/2004 Seo D14/138
D496,654 S * 9/2004 Burroughs D14/247

(75) Inventor: **Shiho Nakajima**, Tokyo (JP)

(Continued)

(73) Assignee: **Nokia Corporation**, Espoo (FI)

FOREIGN PATENT DOCUMENTS

(**) Term: **14 Years**

WO DM/060792 * 6/2002
WO DM/064643 12/2003
WO DM/065553 * 2/2004
WO DM/066167 * 12/2004
WO DM/066628 * 5/2005

(21) Appl. No.: **29/210,065**

(22) Filed: **Jul. 27, 2004**

(30) **Foreign Application Priority Data**

OTHER PUBLICATIONS

Mar. 12, 2004 (FI) M20040041

www.mobiletechnews.com, Nokia 7610 Introduced, posted Mar. 17, 2004, 3pp including photo.*

(51) **LOC (8) Cl.** **14-03**

(52) **U.S. Cl.** **D14/138; D14/248**

(58) **Field of Classification Search** D14/137,
D14/138, 147-148, 247-248, 144, 218, 341-347;
379/433.01-433.13, 434; 455/575.1, 566,
455/556.1; D21/517, 329, 331; 345/169
See application file for complete search history.

Primary Examiner—Jeffrey Asch

(74) *Attorney, Agent, or Firm*—Banner & Witcoff, Ltd.

(57) **CLAIM**

The ornamental design for a front cover portion of a handset, as shown and described.

(56) **References Cited**

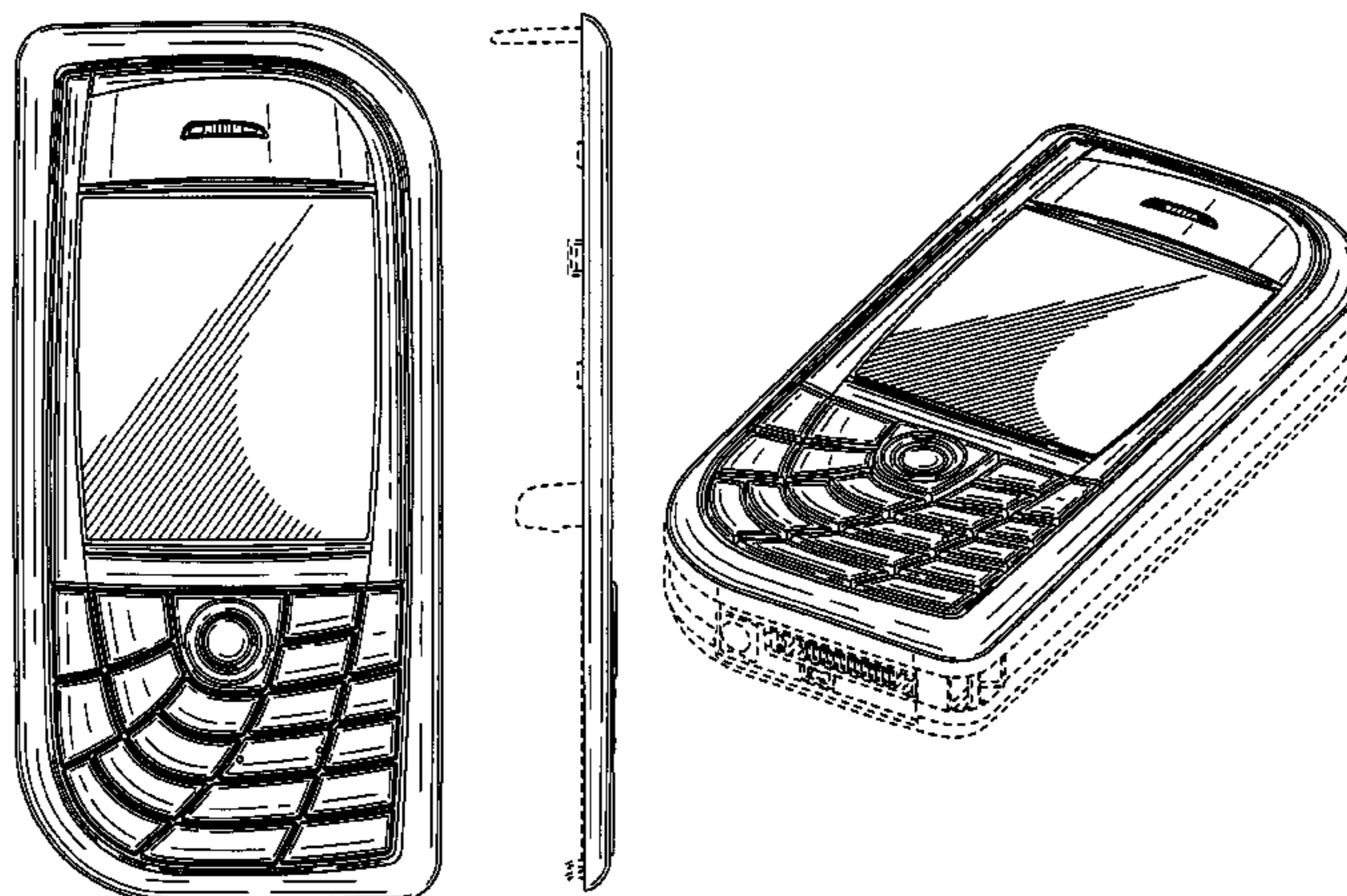
DESCRIPTION

U.S. PATENT DOCUMENTS

5,500,643 A * 3/1996 Grant 341/22
D384,071 S * 9/1997 Guthan et al. D14/191
D388,783 S * 1/1998 Harden et al. D14/138
D390,509 S * 2/1998 Antzinas et al. D14/138
D432,511 S * 10/2000 Eckholm D14/138
D441,733 S * 5/2001 Do et al. D14/138
D456,394 S * 4/2002 Laverick et al. D14/248
D464,645 S * 10/2002 O'Neil D14/248
6,480,377 B1 * 11/2002 Genest et al. 361/686
D467,913 S * 12/2002 Lai et al. D14/248
D470,843 S * 2/2003 Horiki D14/346
D472,225 S * 3/2003 Griffin D14/138
D477,596 S * 7/2003 Hayes D14/343
D478,882 S * 8/2003 Peng et al. D14/138
D479,514 S * 9/2003 Chan D14/138
D487,572 S * 3/2004 Munstermann D14/138
D490,793 S * 6/2004 Tsai et al. D14/138
D492,276 S * 6/2004 Walliser et al. D14/138
D494,561 S * 8/2004 Kagami et al. D14/138
D494,949 S * 8/2004 Arnholt et al. D14/138
D494,950 S * 8/2004 Keunecke D14/138

FIG. 1 is a bottom plan view of a front cover portion for a handset showing my new design;
FIG. 2 is a right side view thereof;
FIG. 3 is a front view thereof;
FIG. 4 is a left side view thereof;
FIG. 5 is a top plan view thereof;
FIG. 6 is a perspective front view thereof;
FIG. 7 is a bottom plan view of the front cover portion for a handset shown in FIGS. 1-6 showing my new design incorporated into a handset;
FIG. 8 is a right side view thereof;
FIG. 9 is a front view thereof;
FIG. 10 is a left side view thereof;
FIG. 11 is a top plan view thereof; and,
FIG. 12 is a perspective front view thereof.
The broken line showing of the internal surface and extendings tab in FIGS. 1-6 and the remainder of the handset in FIGS. 7-12 is for illustrative purposes only and forms no part of the claimed design.

1 Claim, 5 Drawing Sheets



US D524,778 S

Page 2

U.S. PATENT DOCUMENTS

D496,921 S	*	10/2004	Hwang	D14/138		
D497,160 S	*	10/2004	Nagao et al.	D14/346		
D497,602 S	*	10/2004	Huff	D14/138		
D499,710 S	*	12/2004	Chauhan	D14/138		
D502,157 S	*	2/2005	Kim et al.	D14/138		
D502,159 S	*	2/2005	Chan et al.	D14/138		
D502,160 S	*	2/2005	Chen et al.	D14/138		
D502,455 S	*	3/2005	Brandis et al.	D14/138		
D502,456 S	*	3/2005	Huang	D14/138		
D502,933 S	*	3/2005	Munstermann	D14/138		
D503,162 S	*	3/2005	Kagami et al.	D14/138		
D505,934 S	*	6/2005	Gonser	D14/138		
2004/0180703 A1	*	9/2004	Kim et al.	455/575.1		
2004/0204025 A1	*	10/2004	Siddiqui	455/550.1		
2004/0204060 A1	*	10/2004	Makinouchi et al.	455/556.1		

* cited by examiner

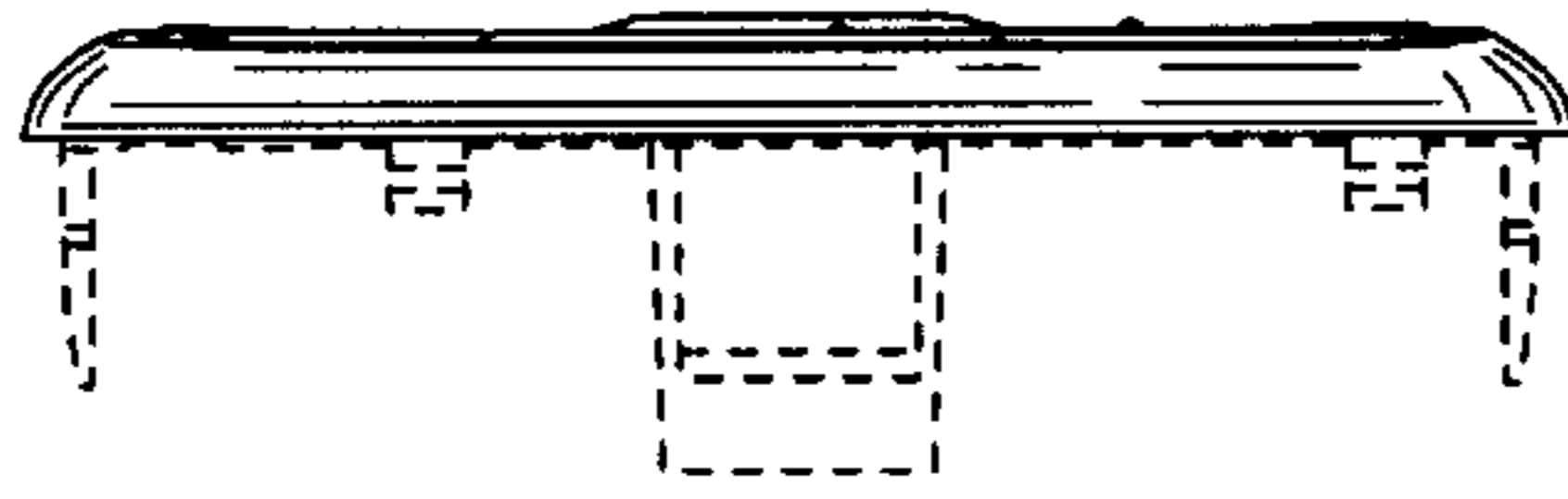


FIG. 1

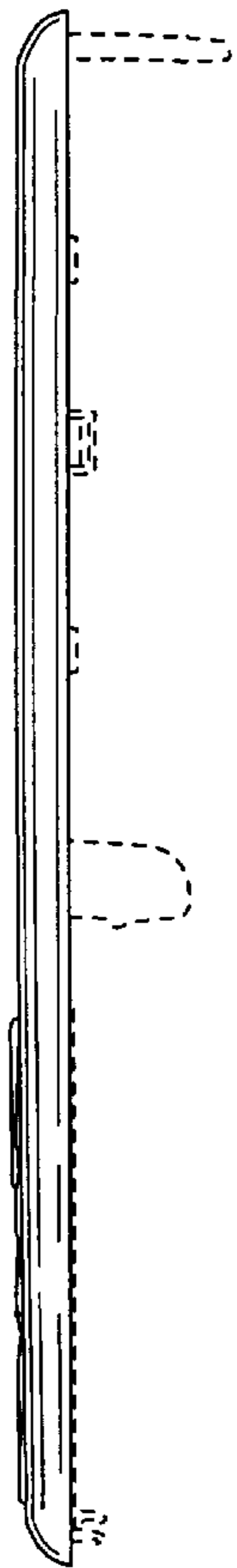


FIG. 2




FIG. 3

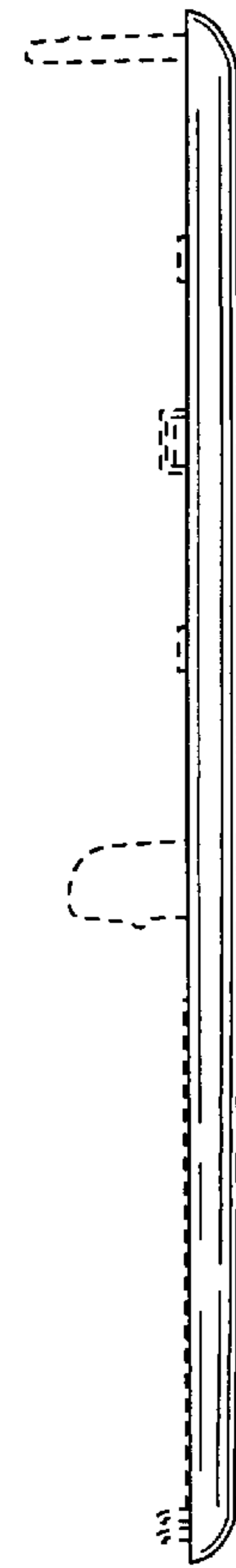


FIG. 4

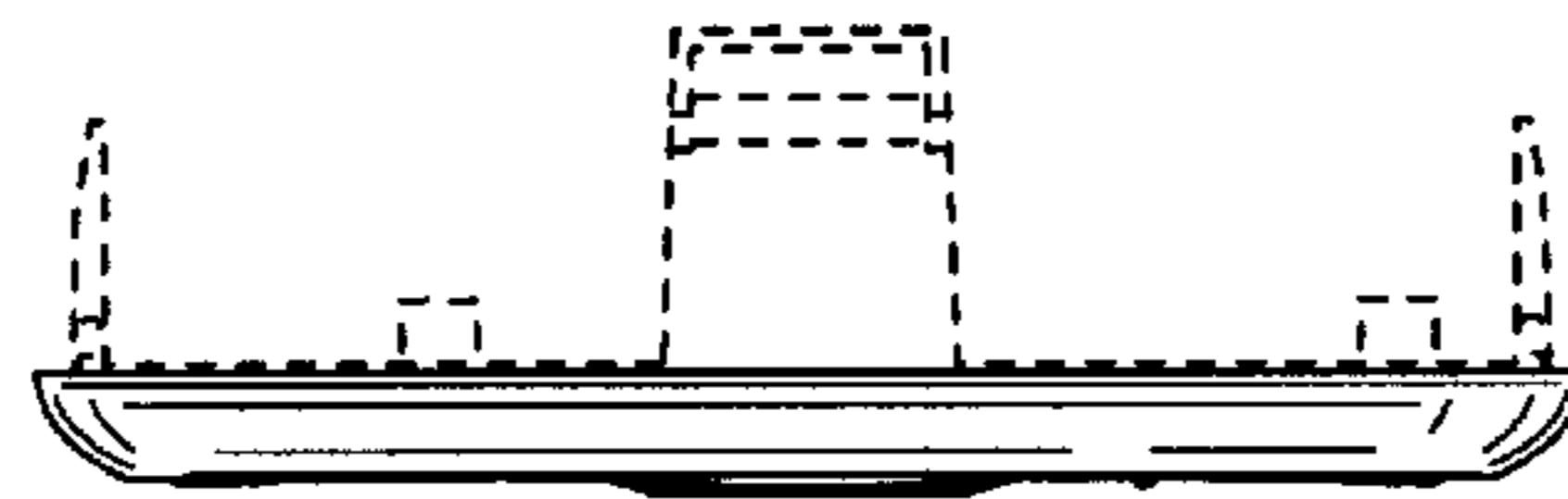


FIG. 5

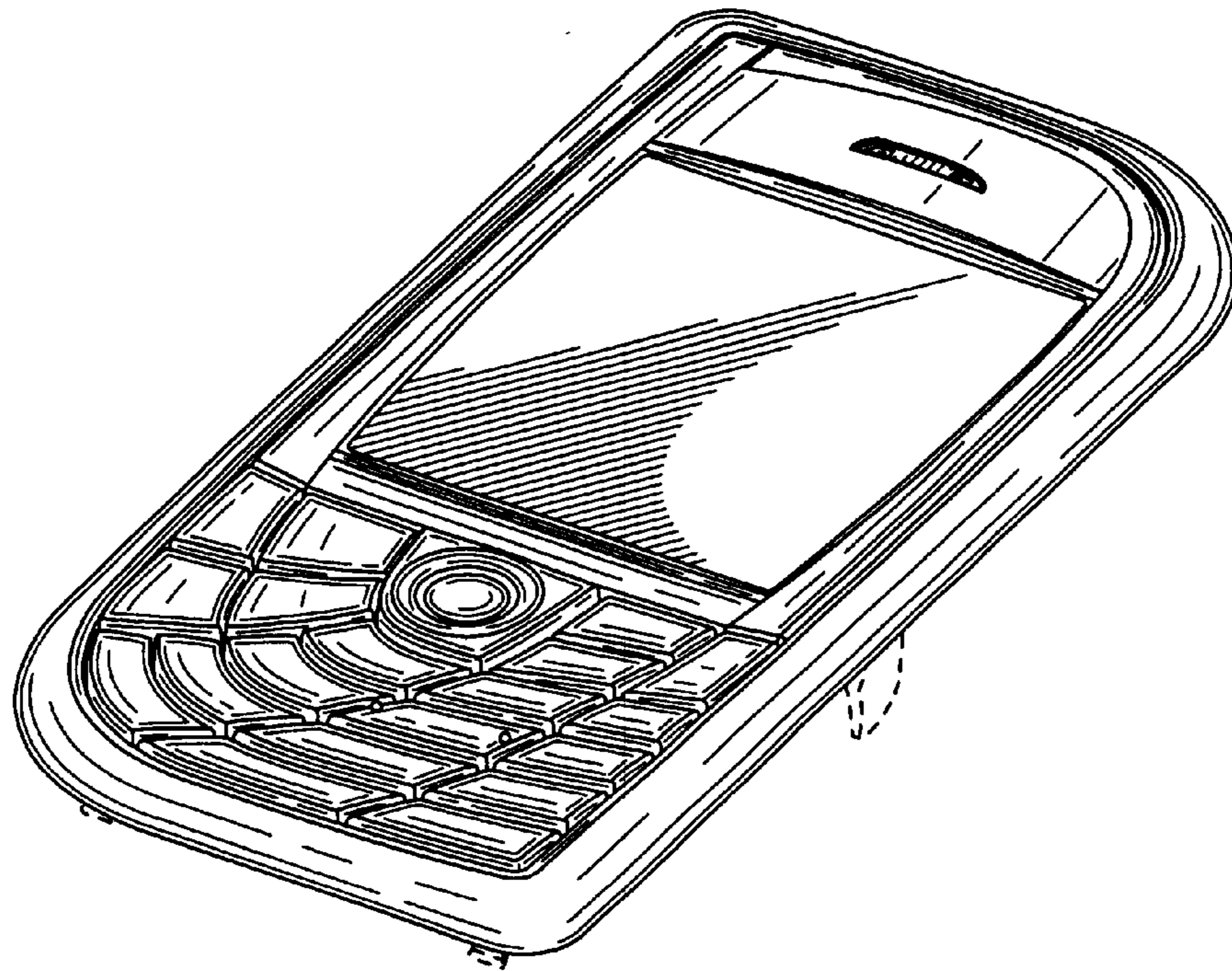


FIG. 6

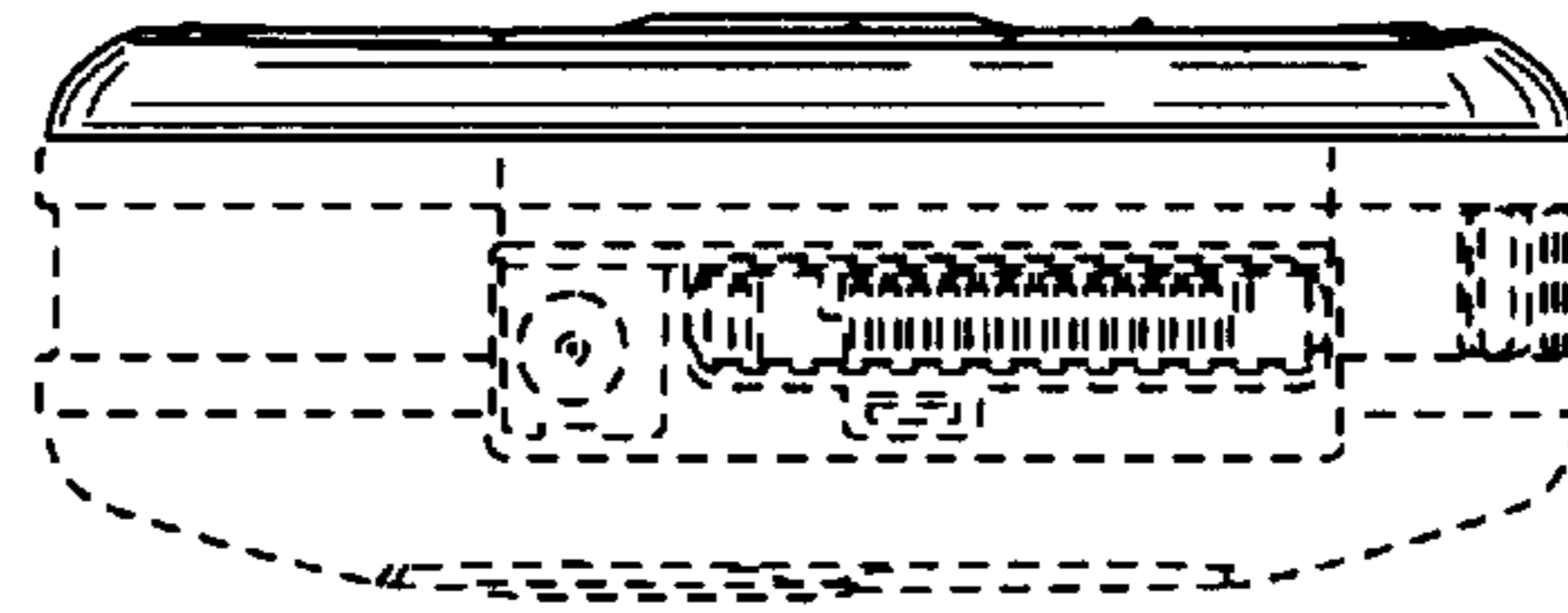


FIG. 7




FIG. 8




FIG. 9




FIG. 10




FIG. 11

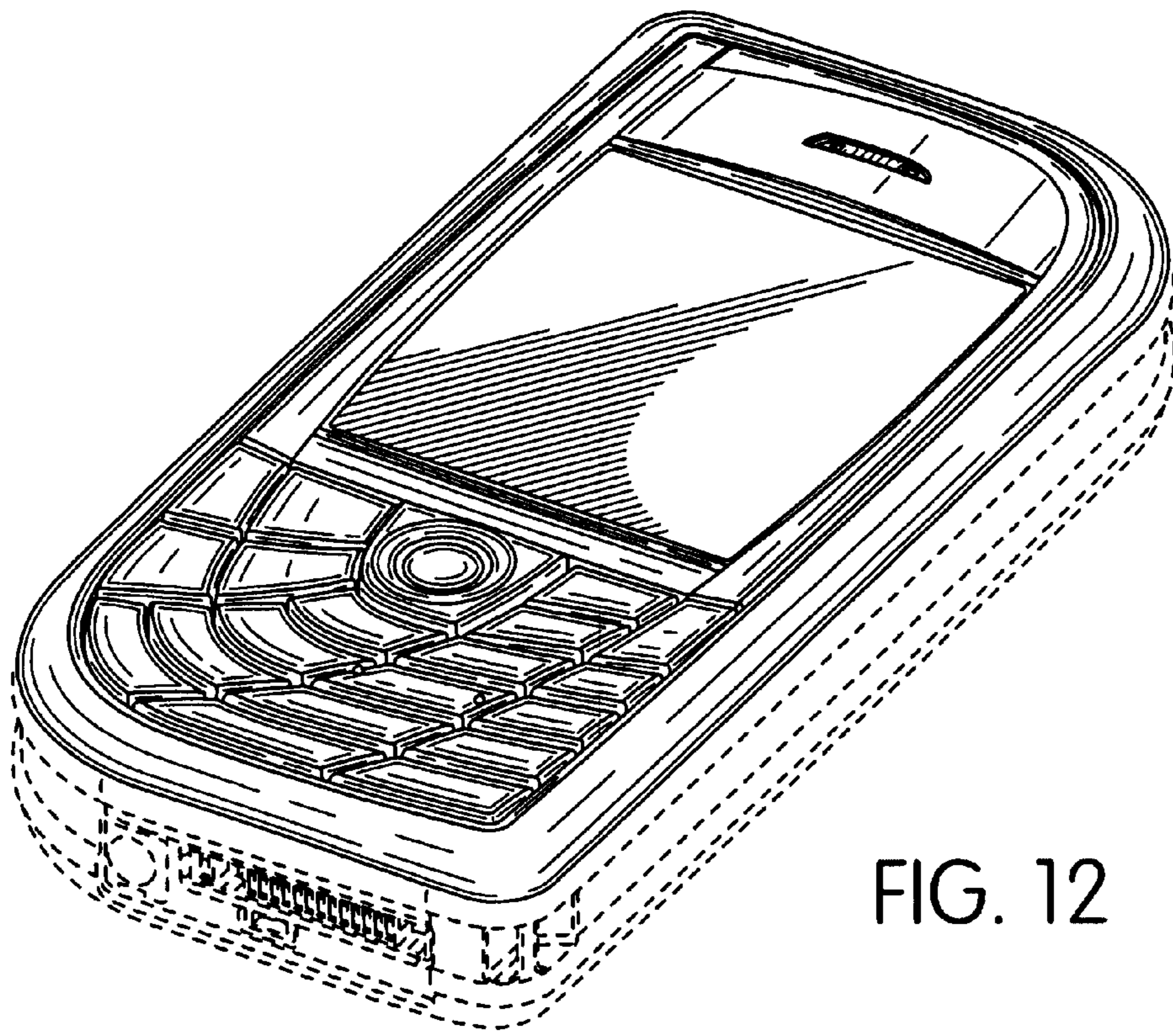


FIG. 12