



US00D524727S

(12) **United States Design Patent** (10) **Patent No.:** **US D524,727 S**
Yamashita et al. (45) **Date of Patent:** **** Jul. 11, 2006**

(54) **SOLAR PANEL**

5,951,785 A * 9/1999 Uchihashi et al. 136/251
6,105,316 A * 8/2000 Bottger et al. 52/173.3

(75) Inventors: **Mitsuo Yamashita**, Yohkaichi (JP);
Hiroshi Morita, Yohkaichi (JP); **Koji Nishi**, Yohkaichi (JP); **Tatsuya Yashiki**, Yohkaichi (JP)

OTHER PUBLICATIONS

Notification of Reason for Refusal re: Design Patent No. Igan 2004-019698.
Notification of Reason for Refusal re: Design Patent No. Igan 2004-019697.
Notification of Reason for Refusal re: Design Patent No. Igan 2004-019521.

(73) Assignee: **Kyocera Corporation**, Kyoto (JP)

(**) Term: **14 Years**

* cited by examiner

(21) Appl. No.: **29/220,433**

Primary Examiner—Stella Reid
Assistant Examiner—Daniel Bui
(74) *Attorney, Agent, or Firm*—Schulte Roth & Zabel LLP;
Joel E. Lutzker; John C. Garces

(22) Filed: **Dec. 30, 2004**

(30) **Foreign Application Priority Data**

Jun. 30, 2004 (JP) 2004-019521
Jun. 30, 2004 (JP) 2004-019697
Jun. 30, 2004 (JP) 2004-019698

(57) **CLAIM**

(51) **LOC (8) Cl.** **13-02**

The ornamental design for a solar panel, as shown and described.

(52) **U.S. Cl.** **D13/102**

(58) **Field of Classification Search** D13/101-107,
D13/119, 184, 199; 136/243-251, 256, 259,
136/291-292

DESCRIPTION

See application file for complete search history.

FIG. 1 is a perspective view of a top, front and right side of a solar panel showing our new design;
FIG. 2 is a front view thereof;
FIG. 3 is a right side view thereof, the left side view is symmetrical thereto;
FIG. 4 is a top plan view thereof, the bottom view is identical thereto; and,
FIG. 5 is a rear view thereof.

(56) **References Cited**

U.S. PATENT DOCUMENTS

D244,607 S * 6/1977 Riley D13/102
D260,679 S * 9/1981 Mayerovitch D13/102
D389,454 S * 1/1998 Mori D13/102
D391,921 S * 3/1998 Zimmer et al. D13/102
D397,990 S * 9/1998 Fukuhara et al. D13/102

1 Claim, 3 Drawing Sheets

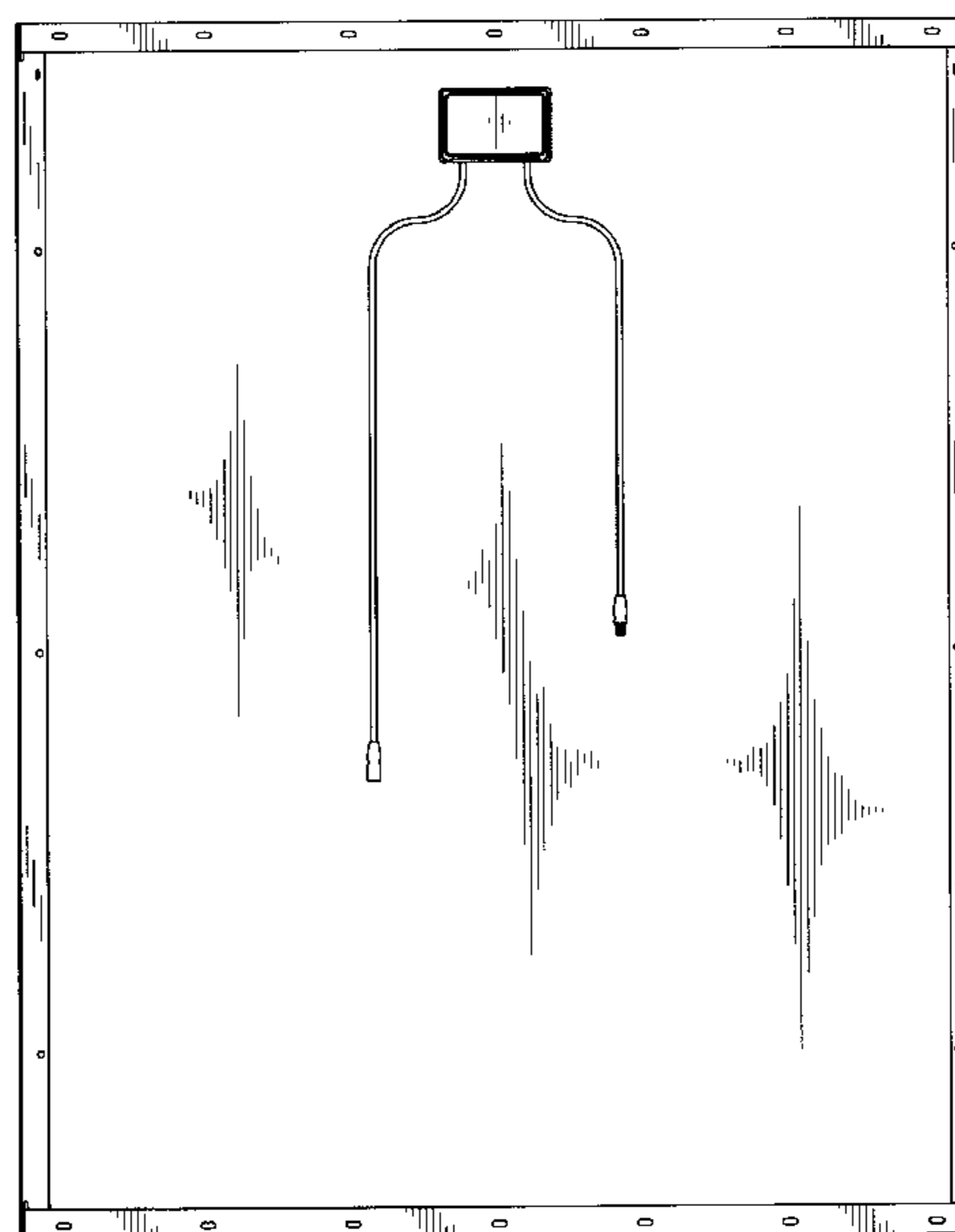



FIG. 1




FIG. 2




FIG. 3



FIG. 4

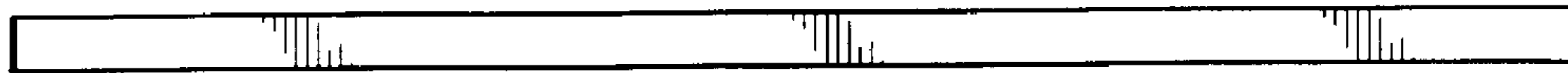


FIG. 5

