

US00D524722S

(12) **United States Design Patent**  
**Dumigan**

(10) **Patent No.:** **US D524,722 S**  
(45) **Date of Patent:** **\*\* Jul. 11, 2006**

- (54) **TIRE TREAD**
  - (75) Inventor: **Keith A. Dumigan**, Akron, OH (US)
  - (73) Assignee: **Bridgestone/Firestone North American Tire, LLC**, Nashville, TN (US)
  - (\*\*) Term: **14 Years**
  - (21) Appl. No.: **29/226,567**
  - (22) Filed: **Mar. 29, 2005**
  - (51) **LOC (8) Cl.** ..... **12-15**
  - (52) **U.S. Cl.** ..... **D12/517**
  - (58) **Field of Classification Search** ..... D12/505, D12/509, 512, 514–524, 526–532; 152/209.1, 152/509.8, 455
- See application file for complete search history.

- D401,895 S 12/1998 Aull et al.
- D418,092 S 12/1999 Hutz et al.
- D432,956 S 10/2000 Ricquet
- D447,097 S 8/2001 Graas et al.
- D451,444 S 12/2001 Heinen et al.
- D451,863 S 12/2001 Matsumoto
- D453,729 S 2/2002 Demagall et al.
- D453,919 S 2/2002 Mast et al.
- D464,020 S 10/2002 Dahlberg et al.
- D466,860 S 12/2002 Le Roux
- D467,535 S 12/2002 Ishida et al.
- D469,396 S 1/2003 Hutson et al.
- D471,492 S 3/2003 Slingluff et al.
- D476,946 S 7/2003 Lee et al.
- D483,319 S 12/2003 Abe
- D488,768 S 4/2004 Osborne et al.
- D490,045 S 5/2004 Delu et al.
- D490,048 S 5/2004 Heinen et al.
- D490,769 S 6/2004 Diensthuber et al.

*Primary Examiner*—Robert M. Spear  
(74) *Attorney, Agent, or Firm*—Timothy R. Krogh

(56) **References Cited**  
U.S. PATENT DOCUMENTS

- D304,560 S 11/1989 Mezzanotte
- D310,986 S 10/1990 Covert et al.
- D315,128 S 3/1991 Grass et al.
- D320,371 S 10/1991 Morubayashi
- D321,158 S 10/1991 Covert et al.
- D324,840 S 3/1992 Maxwell et al.
- D328,584 S 8/1992 Maxwell et al.
- D335,843 S 5/1993 Montag
- D336,628 S 6/1993 Himuro et al.
- D340,685 S 10/1993 Maxwell et al.
- D341,804 S 11/1993 Lissan
- D342,223 S 12/1993 McKisson et al.
- D350,924 S 9/1994 Maxwell et al.
- D355,877 S 2/1995 Allison et al.
- D365,789 S 1/1996 Lissan et al.
- D365,794 S 1/1996 Weber et al.
- D367,452 S 2/1996 Hammond
- D369,763 S 5/1996 Saeki et al.
- D382,517 S 8/1997 Scarpitti et al.
- D382,524 S 8/1997 Ratliff, Jr.
- D388,038 S 12/1997 Ratliff, Jr.
- D390,817 S 2/1998 Graas et al.
- D398,886 S 9/1998 Brown et al.

(57) **CLAIM**

The ornamental design for a tire tread, as shown and described.

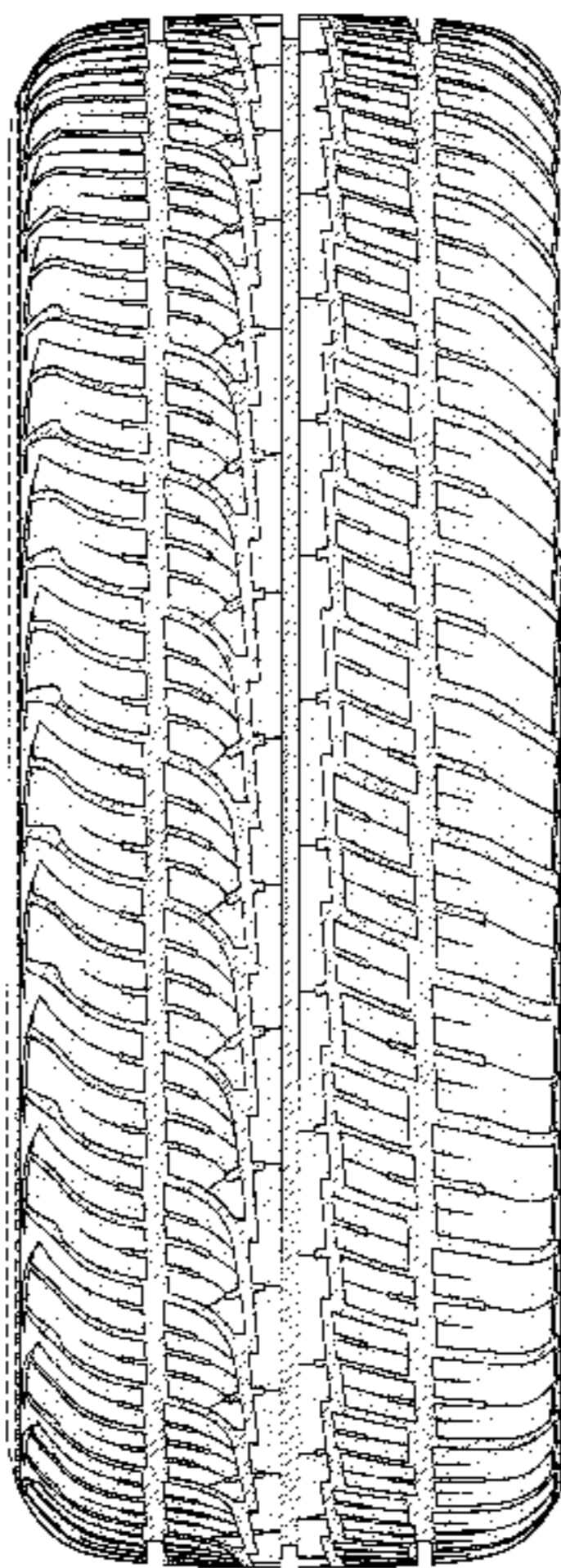
**DESCRIPTION**

FIG. 1 is a side perspective view of a tire tread showing our new design, it being understood that the tread pattern is repeated throughout the circumference of the tire tread; FIG. 2 is a front elevational view; and, FIG. 3 is a side elevational view of the right side thereof; and, FIG. 4 is a side elevational view of the left side thereof; and, FIG. 5 is an enlarged fragmentary front elevational view thereof.

The broken lines defining the tire sidewall, inner bead, and the peripheral boundary between the claimed tire tread and sidewall are for illustrative purposes only and form no part of the claimed design.

In the drawings, the dark stippled surface shading represents the recessed portion of the tread grooves, having the depth shown at the top and bottom of FIG. 2.

**1 Claim, 5 Drawing Sheets**



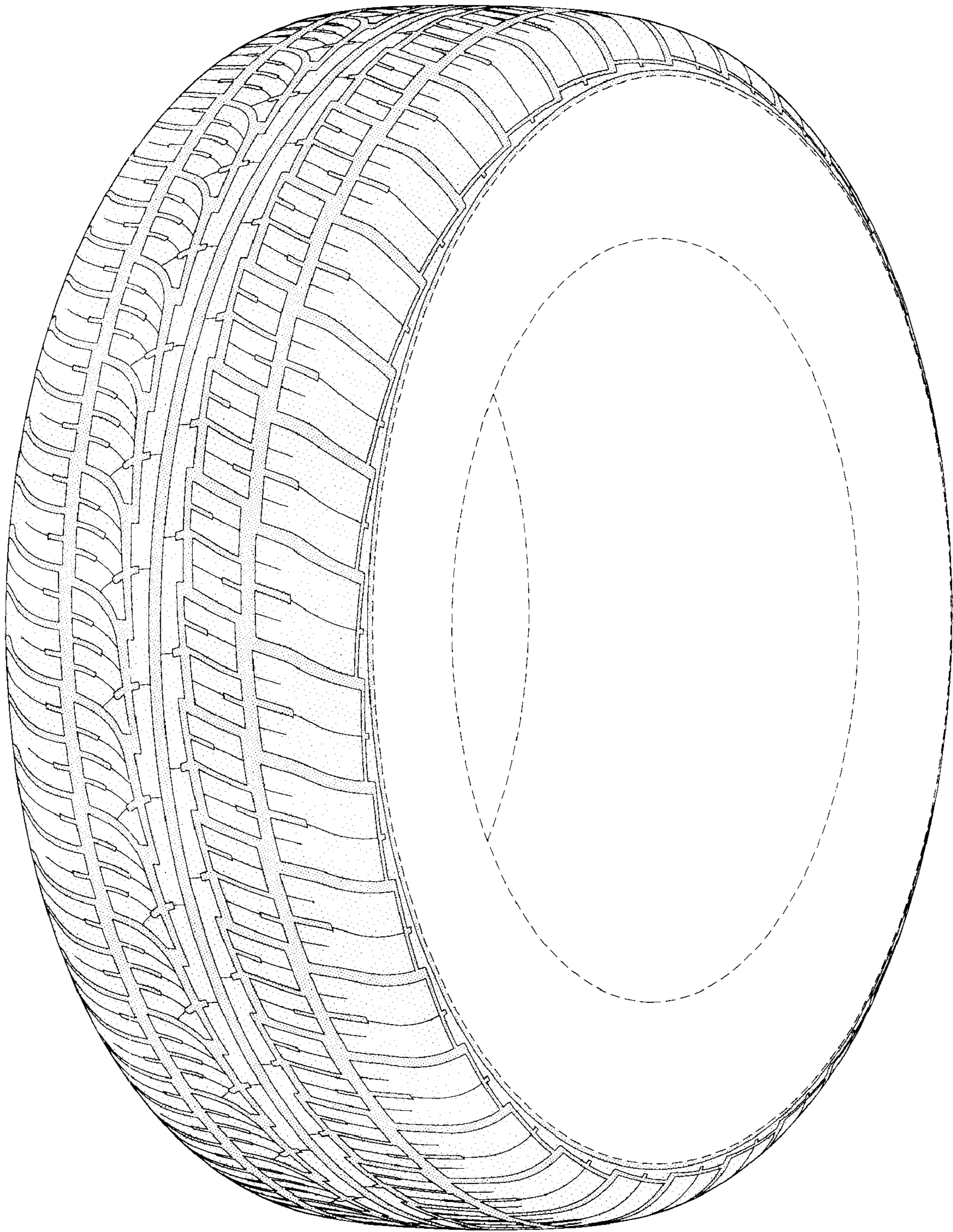


FIG-1

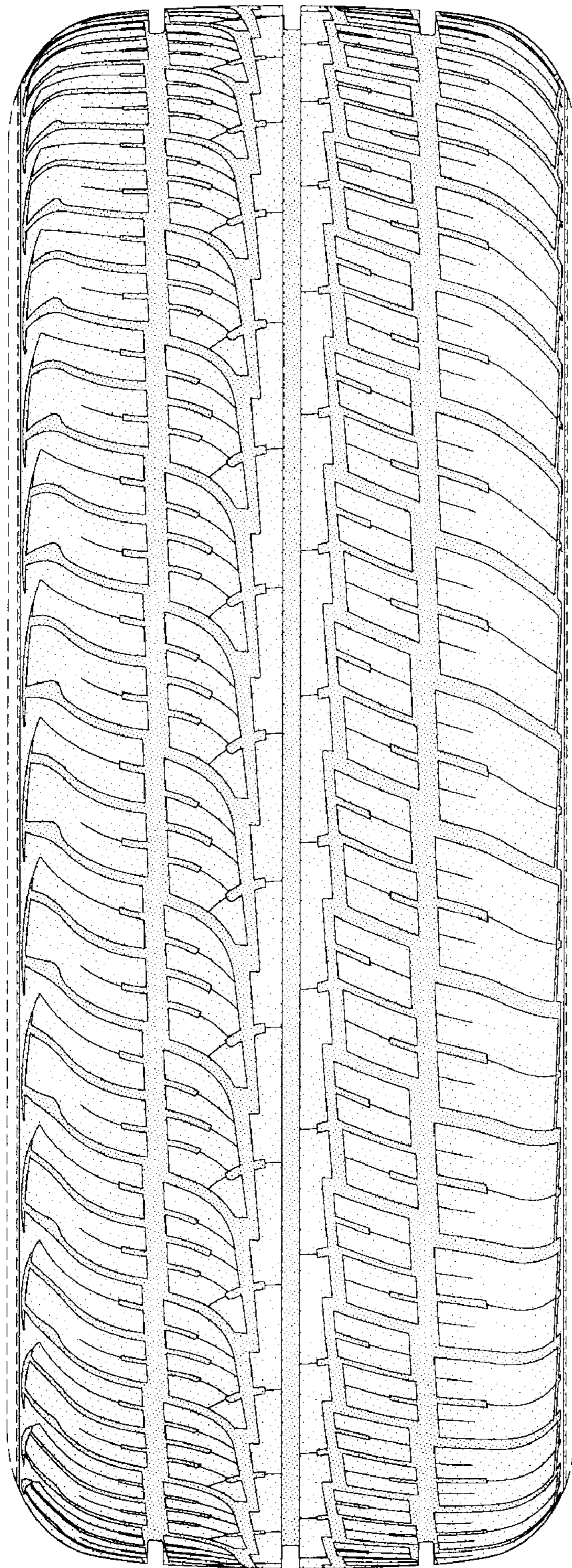


FIG-2

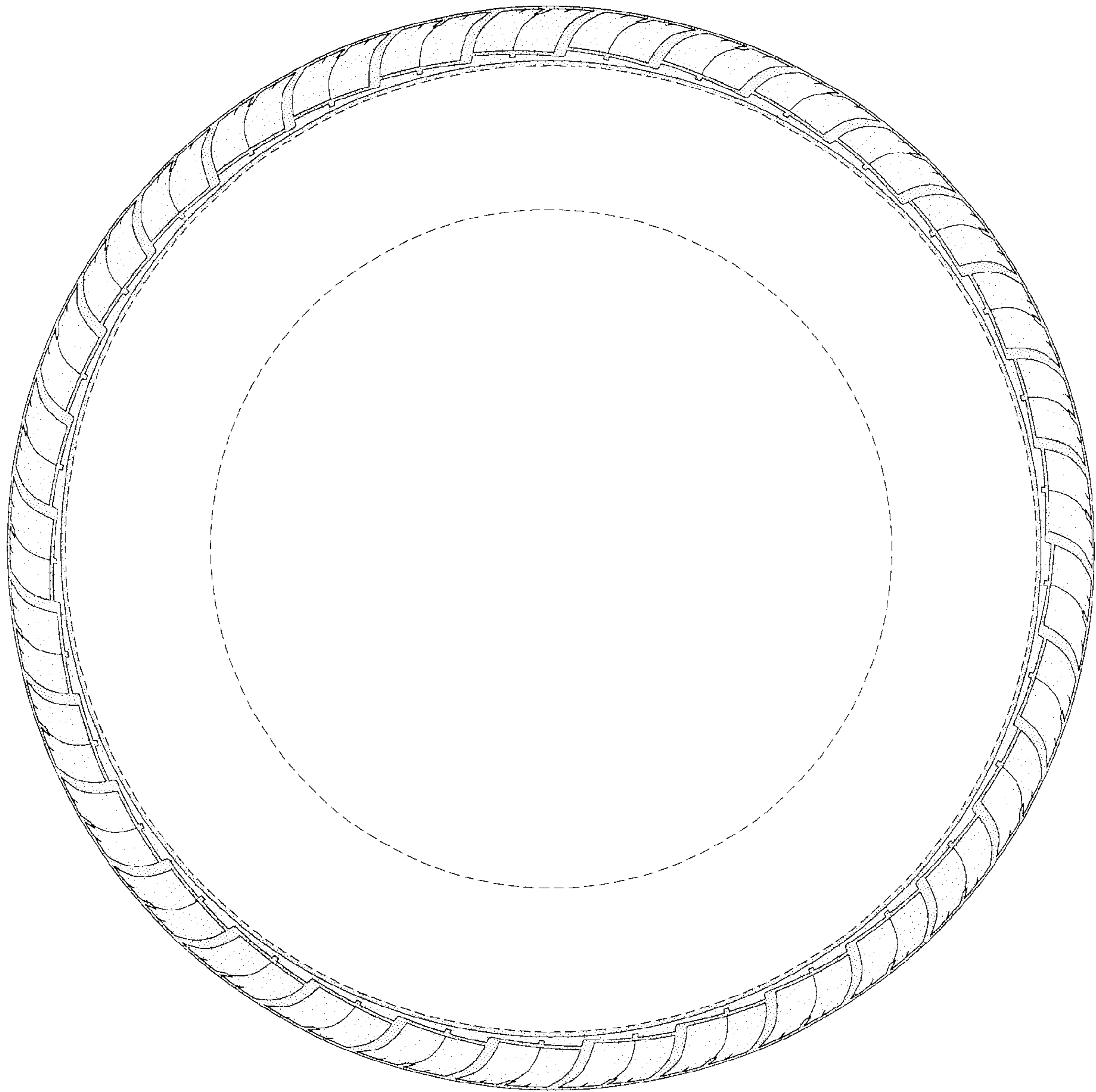


FIG-3

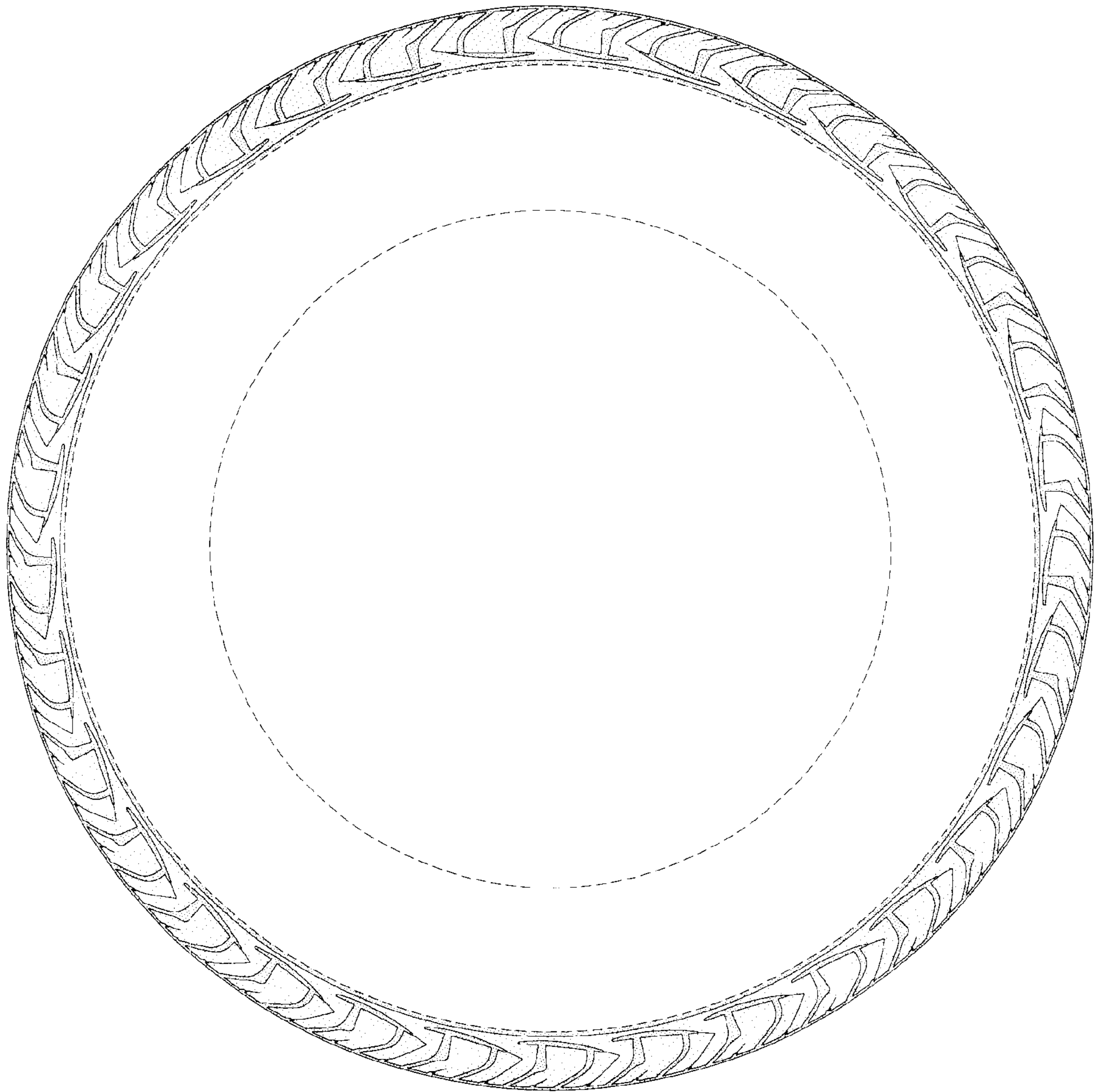


FIG-4

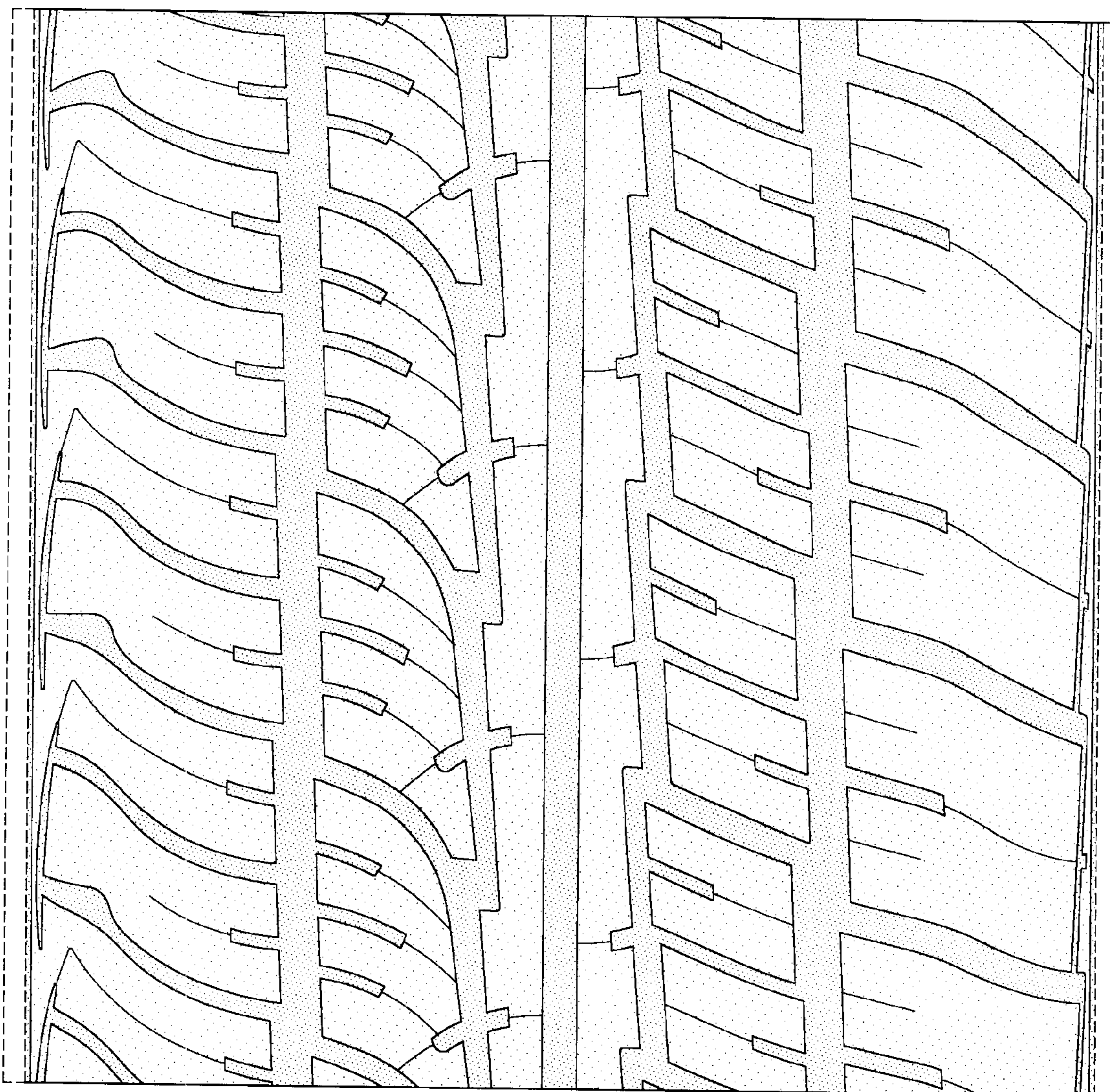


FIG-5