



US00D524709S

(12) **United States Design Patent** (10) **Patent No.:** **US D524,709 S**
Long (45) **Date of Patent:** **** Jul. 11, 2006**

(54) **WHEEL**

Primary Examiner—Stacia Cadmus

(75) Inventor: **Jeff Long**, Keller, TX (US)

(74) *Attorney, Agent, or Firm*—Venable LLP; Stuart I. Smith

(73) Assignee: **American IronHorse Motorcycle Company, Inc.**, Fort Worth, TX (US)

(**) Term: **14 Years**

(57) **CLAIM**

The ornamental design for a wheel, as shown and described.

(21) Appl. No.: **29/239,072**

DESCRIPTION

(22) Filed: **Sep. 27, 2005**

(51) **LOC (8) Cl.** **12-16**

(52) **U.S. Cl.** **D12/209**

(58) **Field of Classification Search** D12/204–213;
301/37.101, 64.101, 65

See application file for complete search history.

FIG. 1 is a front view of a first embodiment of a wheel in accordance with the invention, the back view is a mirror image of the front view;

FIG. 2 is a top view of the wheel shown in FIG. 1, the bottom, left side and right side views are identical to the top view;

FIG. 3 is a perspective view of the wheel shown in FIGS. 1 and 2;

FIG. 4 is a front view of a second embodiment of a wheel in accordance with the invention, the back view is a mirror image of the front view;

FIG. 5 is a top view of the wheel shown in FIG. 4, the bottom view, left side view and right side view are identical to the top view; and,

FIG. 6 is a perspective view of the wheel shown in FIGS. 4 and 5.

Features shown in dashed lines are environment only and are not part of the invention.


(56) **References Cited**

U.S. PATENT DOCUMENTS

D466,849 S	*	12/2002	Lee	D12/209
D475,672 S	*	6/2003	Chung	D12/209
D481,342 S	*	10/2003	Kang	D12/209
D497,134 S	*	10/2004	Anderson et al.	D12/209
D497,135 S	*	10/2004	Anderson et al.	D12/209
D498,449 S	*	11/2004	Smith et al.	D12/209
D500,276 S	*	12/2004	Cheng	D12/209
D500,722 S	*	1/2005	Hussaini et al.	D12/209
D501,174 S	*	1/2005	Kataoka	D12/209
D510,899 S	*	10/2005	Noriega	D12/209

* cited by examiner

1 Claim, 4 Drawing Sheets






FIG. 1



FIG. 2

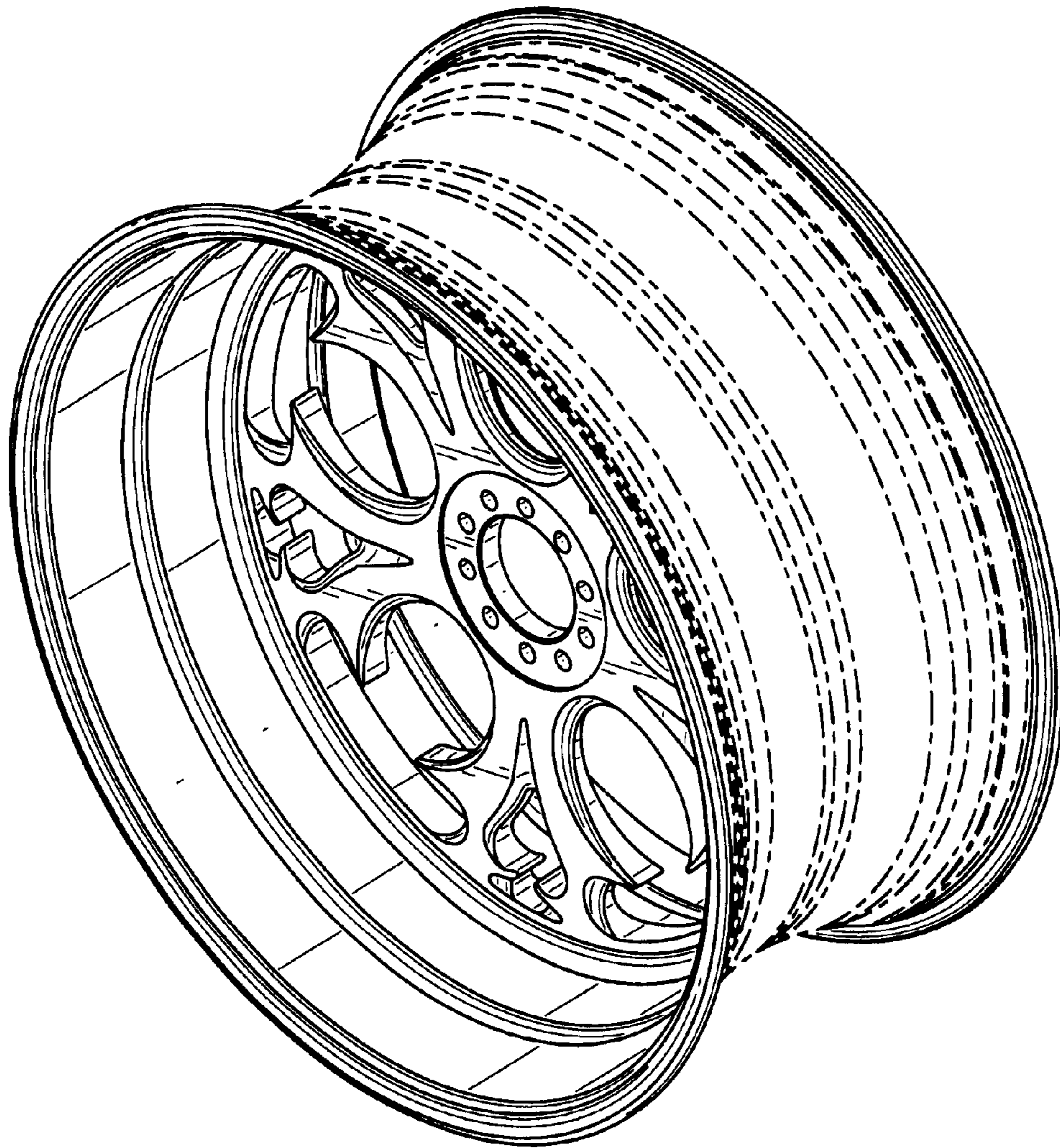


FIG. 3




FIG. 4




FIG. 5




FIG. 6