



US00D524681S

(12) **United States Design Patent**
Travis

(10) **Patent No.:** **US D524,681 S**
(45) **Date of Patent:** **** Jul. 11, 2006**

- (54) **RING**
- (75) Inventor: **Neil Travis**, Toronto (CA)
- (73) Assignee: **A & A Jewellers Limited**, Ontario (CA)
- (**) Term: **14 Years**
- (21) Appl. No.: **29/214,820**
- (22) Filed: **Oct. 8, 2004**
- (51) **LOC (8) Cl.** **11-01**
- (52) **U.S. Cl.** **D11/38**
- (58) **Field of Classification Search** D11/3,
D11/26-39, 86, 91, 92; 63/15, 15.1-15.4,
63/15.45, 15.5-15.6, 15.65, 15.7-15.9, 26-28
See application file for complete search history.

(56) **References Cited**

U.S. PATENT DOCUMENTS

- D99,687 S * 5/1936 Tomlinson D11/38
- 2,653,402 A * 9/1953 Bonagura 63/15
- D298,518 S * 11/1988 Kim, II D11/32
- 5,586,390 A * 12/1996 Barr 63/3
- D389,423 S * 1/1998 Wein D11/37
- D390,150 S * 2/1998 Wein D11/37
- 6,260,383 B1 * 7/2001 Warren et al. 63/15
- D458,867 S * 6/2002 Tschetter D11/39

D505,353 S * 5/2005 Del Valle D11/3

* cited by examiner

Primary Examiner—Louis S. Zarfes

Assistant Examiner—Melanie Levy

(74) *Attorney, Agent, or Firm*—Schweitzer Cornman Gross & Bondell LLP

(57) **CLAIM**

The ornamental design for a ring, as shown and described.

DESCRIPTION

FIG. 1 is a top, front perspective view of a ring showing my new design;
 FIG. 2 is a top plan view thereof;
 FIG. 3 is a right side elevation view thereof;
 FIG. 4 is a rear elevation view thereof;
 FIG. 5 is a bottom plan view thereof;
 FIG. 6 is a top plan view of an alternate embodiment of the design;
 FIG. 7 is a front elevation view thereof, the rear elevation view being a mirror image thereof;
 FIG. 8 is a left side elevation view thereof;
 FIG. 9 is a bottom plan view thereof; and,
 FIG. 10 is a developed view of the interior surface of the ring as viewed from direction 10—10 in FIG. 7.

1 Claim, 4 Drawing Sheets

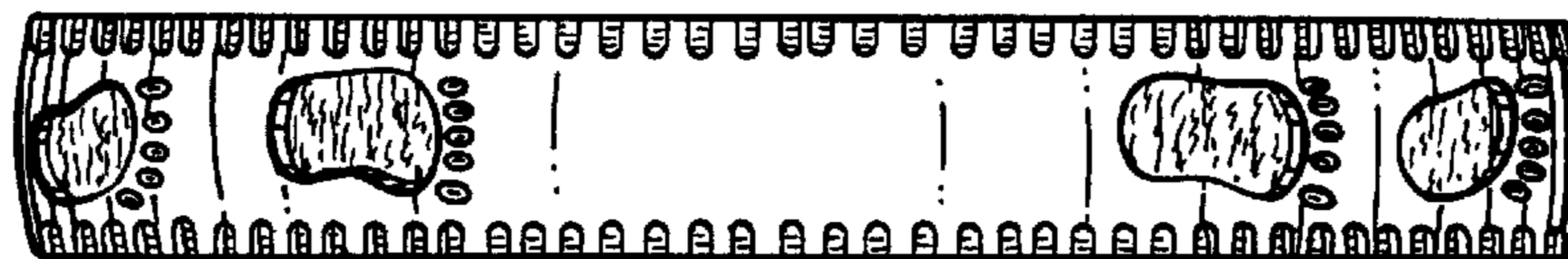



FIG. 1




FIG. 2




FIG. 3





FIG. 4

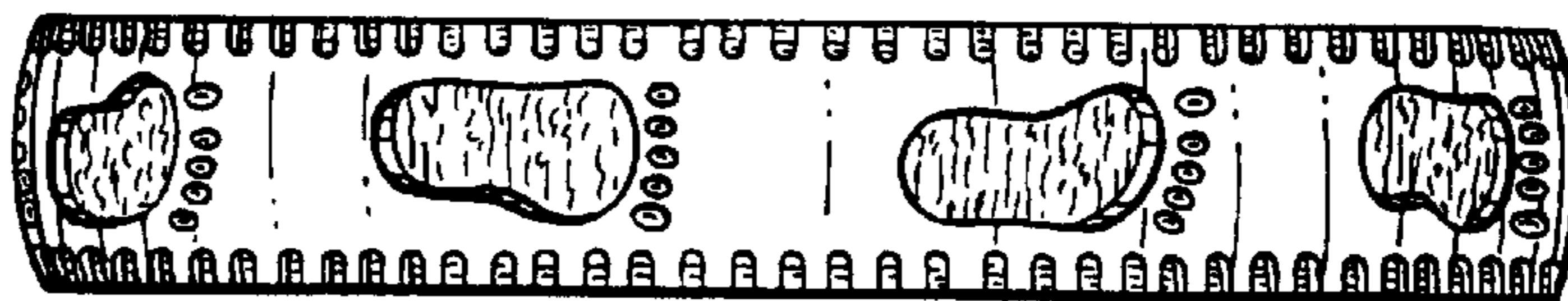


FIG. 5

FIG. 6

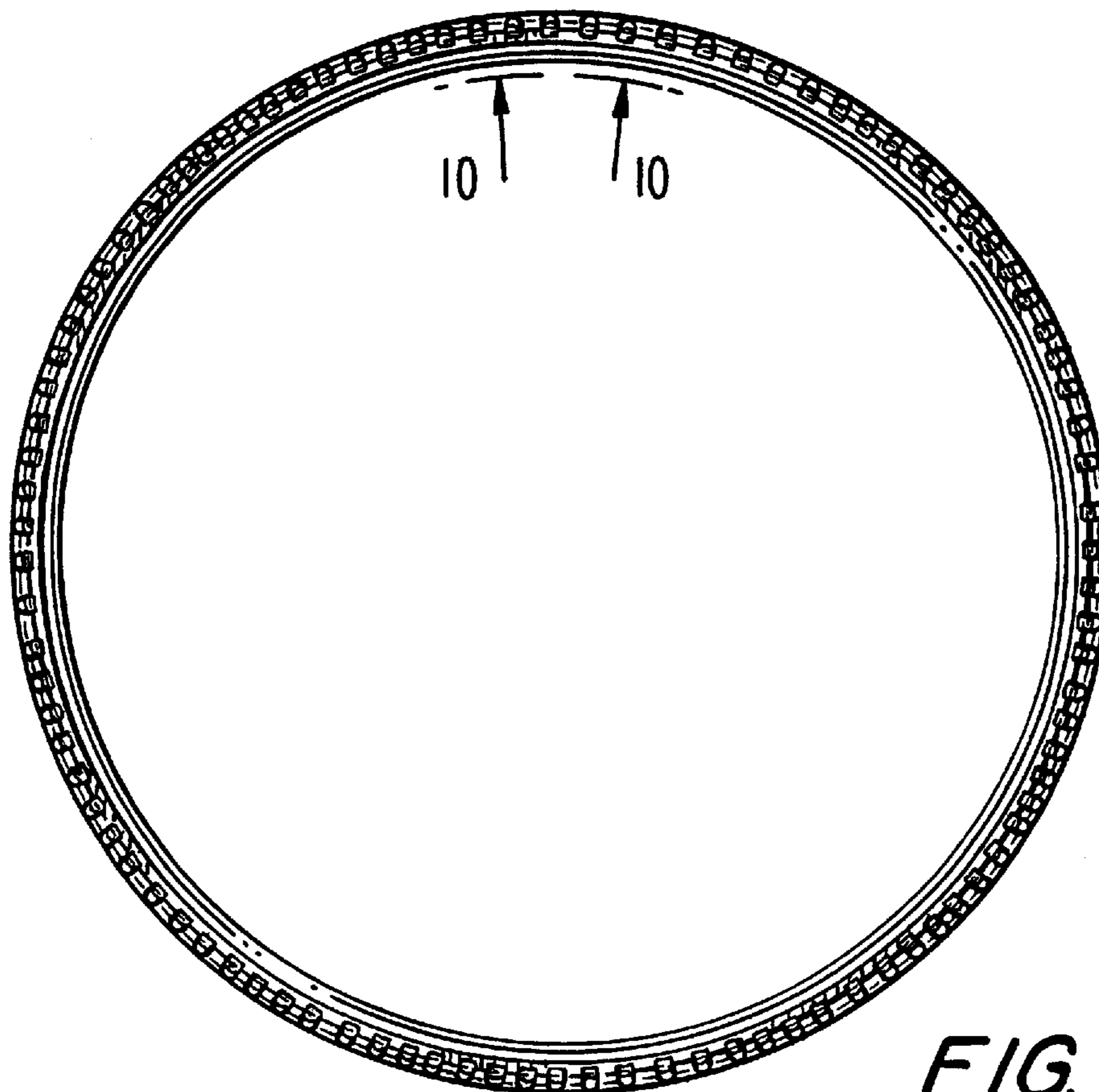



FIG. 7

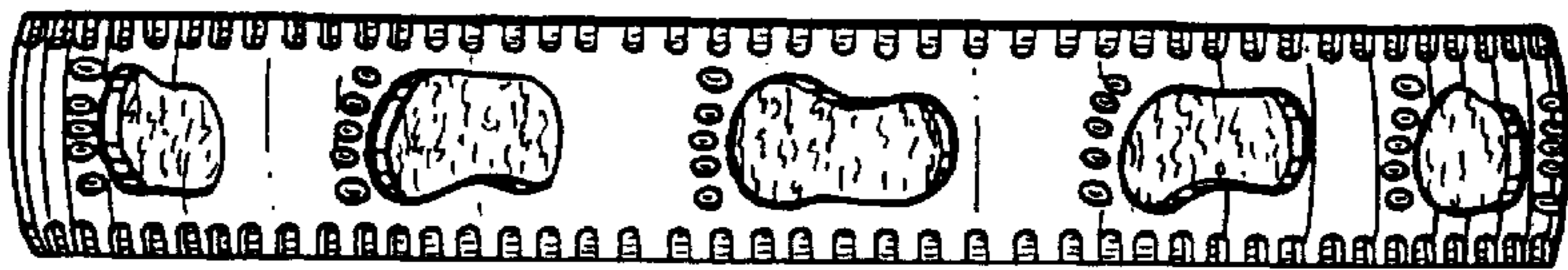


FIG. 8

FIG. 9

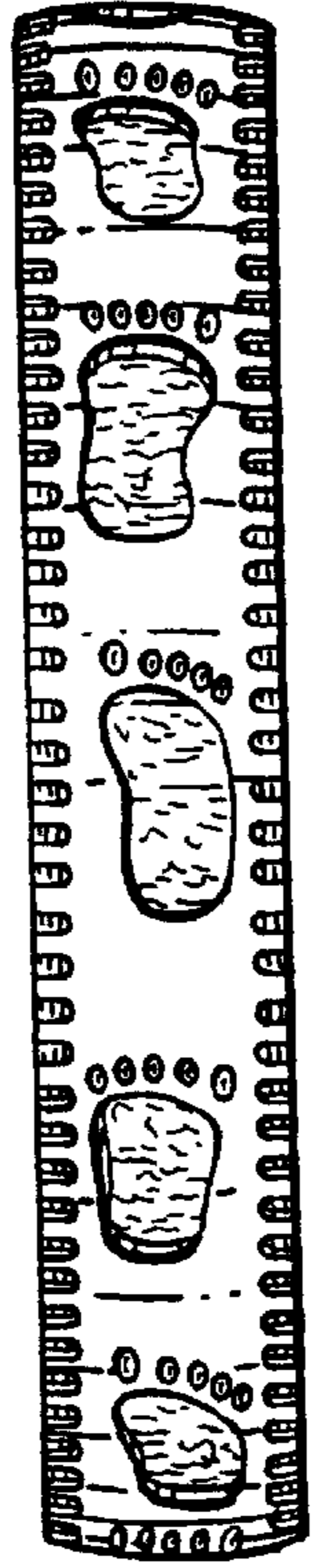


FIG. 10

